

Джулія Тресс

ДО ПІДРУЧНИКА
«QUICK MINDS»

Г. ПУХТИ, Г. ГЕРНГРОСА, П. ЛЬЮІС-ДЖОНСА

1

ГОВОРИ • ПИШИ • ЧИТАЙ • МАЛЮЙ • ГРАЙ

НОВА
УКРАЇНЬСЬКА
ШКОЛА

АНГЛІЙСЬКА МОВА

РОБОЧИЙ ЗОШИТ
ІЗ ПРОПИСАМИ



УДК [811.111:37.016](076.5)
Т66

Тресс, Джулія

Т66 Англійська мова. 1 клас : робочий зошит із прописами (до підруч. Г. Пухти, Г. Гернгрос, П. Льюїс-Джонс) / Джулія Тресс. — Київ : УЦПА, 2018. — 96 с. : іл.

ISBN 978–617–7048–37–3

Робочий зошит укладений до підручника «Англійська мова. English» (автори — Г. Пухта, Г. Гернгрос, П. Льюїс-Джонс) і призначений для більш детального відпрацювання його матеріалу. Різноманітні завдання зошита спрямовані на розвиток комунікативних умінь учнів.

Відповідає типовим освітнім програмам з іноземних мов, затвердженим Міністерством освіти і науки України, враховує принципи концепції Нової української школи.

Для учнів 1-х класів закладів загальної середньої освіти і вчителів англійської мови.

УДК [811.111:37.016](076.5)



ISBN 978–617–7048–37–3

© Джулія Тресс, 2018
© Тіна Лунгур, ілюстрації, 2018
© ТОВ «Український центр підготовки абітурієнтів», 2018




INTRODUCTION. HELLO! GOODBYE!

Lesson 1

1 Colour and say. Розфарбуй і скажи, що говорять діти.





2 Match, colour and say. Поєднай, розфарбуй і скажи, що говорять діти.




INTRODUCTION. HELLO! GOODBYE!

Lesson 2

- 1** Draw and say the names. Намалюй двох героїв підручника, які тобі подобаються, і назви їхні імена.



- 2** Draw, colour and say. Намалюй, розфарбуй і скажи, що говорять діти.



INTRODUCTION. HELLO! GOODBYE!

Lesson 3

1 Look and circle the wrong picture. Подивись і обведи зайвий малюнок.




2 Match and say. Поєднай і назви дії.




INTRODUCTION. HELLO! GOODBYE!

Lesson 4

1 Draw, colour and say. Намалуй, розфарбуй і назви кольори.




2 Colour the wrong picture and say. Розфарбуй зайвий предмет і назви кольори.



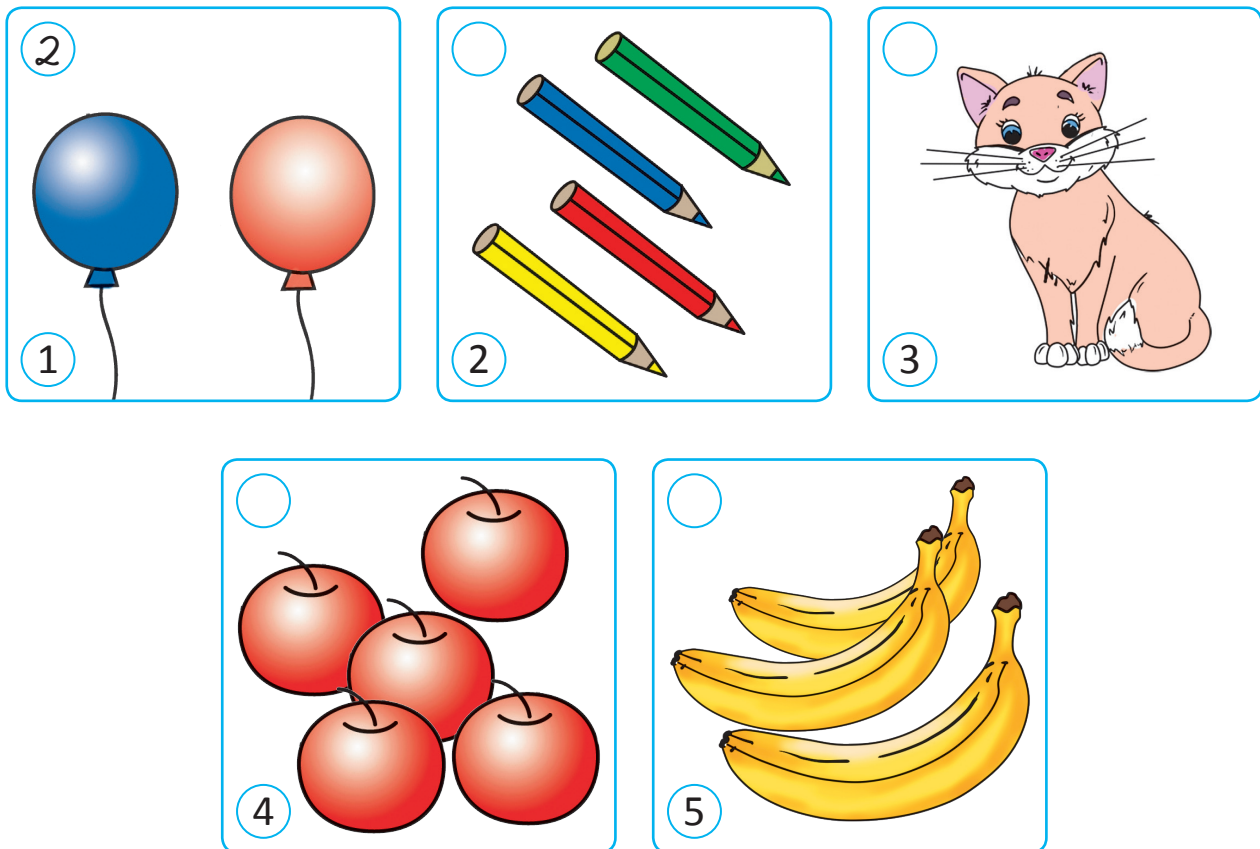
INTRODUCTION. HELLO! GOODBYE!

Lesson 5

1 Count, circle and say. Порахуй, обведи і назви цифру.



















2 Count, write and say. Порахуй, напиши цифру і скажи.



INTRODUCTION. HELLO! GOODBYE!


Lesson 6

1 Find, circle and say. Знайди, обведи і скажи.

 <p>Pam</p>			
 <p>Tom</p>			
 <p>Ann</p>			
 <p>Bob</p>			

I'm Pam.

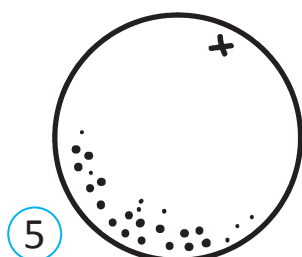




2 Draw yourself and say your name. Намалюй себе і скажи своє ім'я.




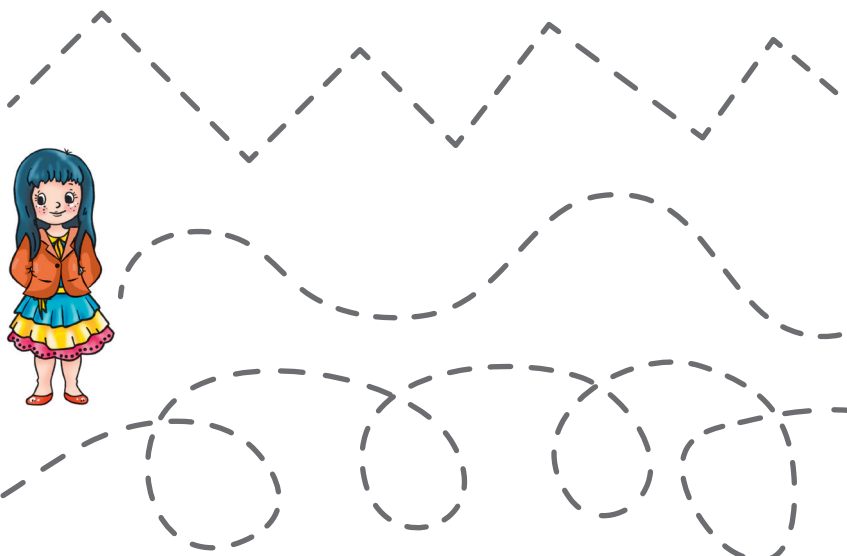
INTRODUCTION. HELLO! GOODBYE!

Lesson 7

1 Colour and say. Розфарбуй і назви кольори.




2 Match, colour and say. Поєднай, розфарбуй і назви кольори.



INTRODUCTION. HELLO! GOODBYE!

Lesson 8

1 Draw, colour and say. Намалюй, розфарбуй і назви команди.



2 Match and say. Поєднай і назви дії.

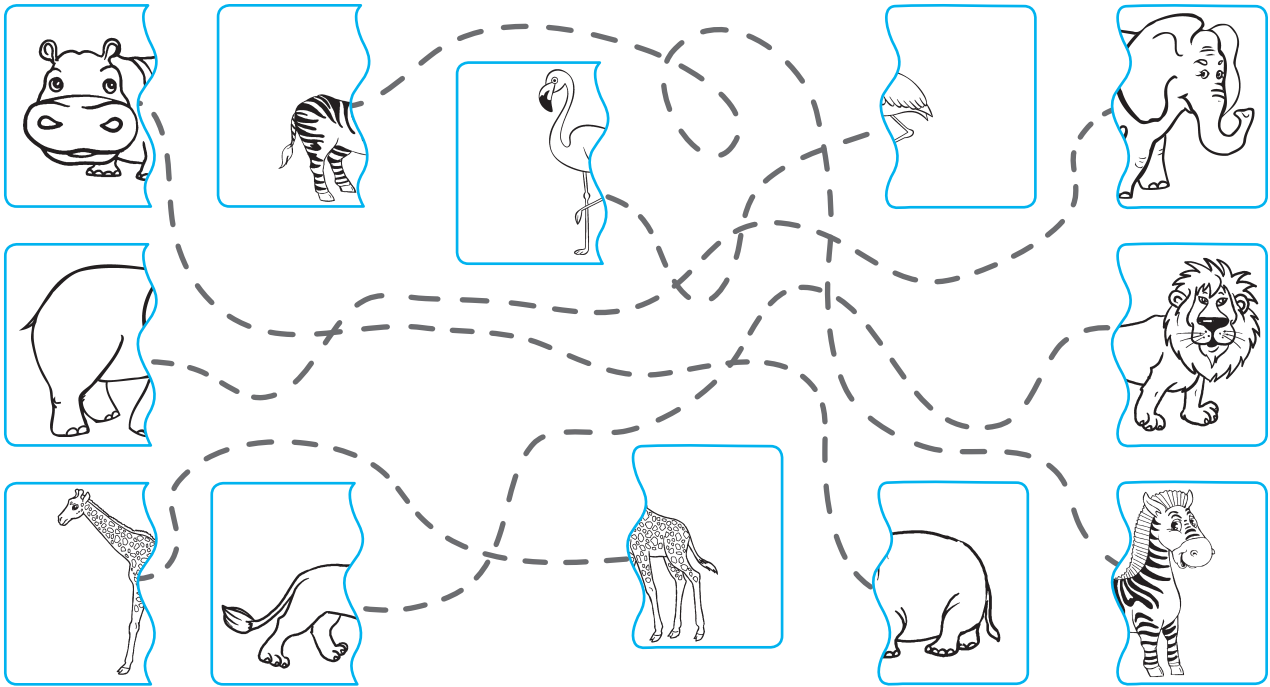


Hands up!

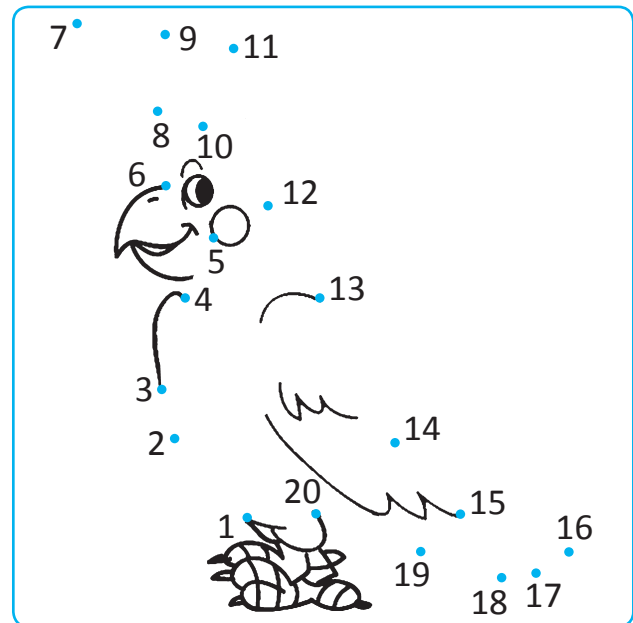
INTRODUCTION. HELLO! GOODBYE!

Lesson 9

1 Match, colour and say. Поєднай, розфарбуй і назви тварин.




2 Join the numbers and colour. What animal is it? Поєднай цифри і розфарбуй. Яка це тварина?




INTRODUCTION. HELLO! GOODBYE!

Lesson 10

1 Look, match and say. Подивись, поєднай і назви тварин.




2 Count, write and say. Порахуй, напиши і назви цифри.



INTRODUCTION. HELLO! GOODBYE!

Lesson 11

1 Colour and say. Розфарбуй і назви кольори.



2 Draw, colour and say. Намалюй, розфарбуй і назви кольори.



INTRODUCTION. HELLO! GOODBYE!

Lesson 12

1 Find, circle and say. Знайди, обведи і назви дії.




INTRODUCTION. HELLO! GOODBYE!

Lesson 13


1 Count and circle. Порахуй і обведи.




6 / 7



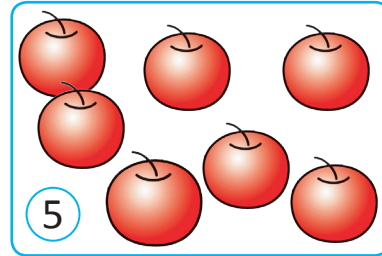
9 / 10



7 / 8




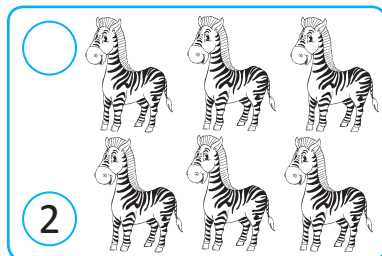



6 / 7



7 / 8


2 Count, write and say. Порахуй, напиши і назви цифри.




INTRODUCTION. HELLO! GOODBYE!

Lesson 14

1 Colour and say. Розфарбуй і скажи.




2 Join the numbers, colour and count. Поєднай цифри, розфарбуй і порахуй.




INTRODUCTION. HELLO! GOODBYE!

Lesson 15

1 Look and write the numbers. Подивись і напиши цифри.



2 Count and match. Порахуй і поєднай.








1 5 7 4 3
8 10 2 9 6



INTRODUCTION. HELLO! GOODBYE!

Review: introduction

1 Draw and say. Намалюй і назви команди.



2 Find, colour and count. Знайди тварин, розфарбуй і порахуй.



1 Draw and colour. Намалюй і розфарбуй.

Ann



A, a



apple

2 Find and circle the wrong letter. Знайди і обведи зайву літеру.

A

A

A



A

A

a

A

a

a

a

a

3 Colour and say. Розфарбуй і скажи.



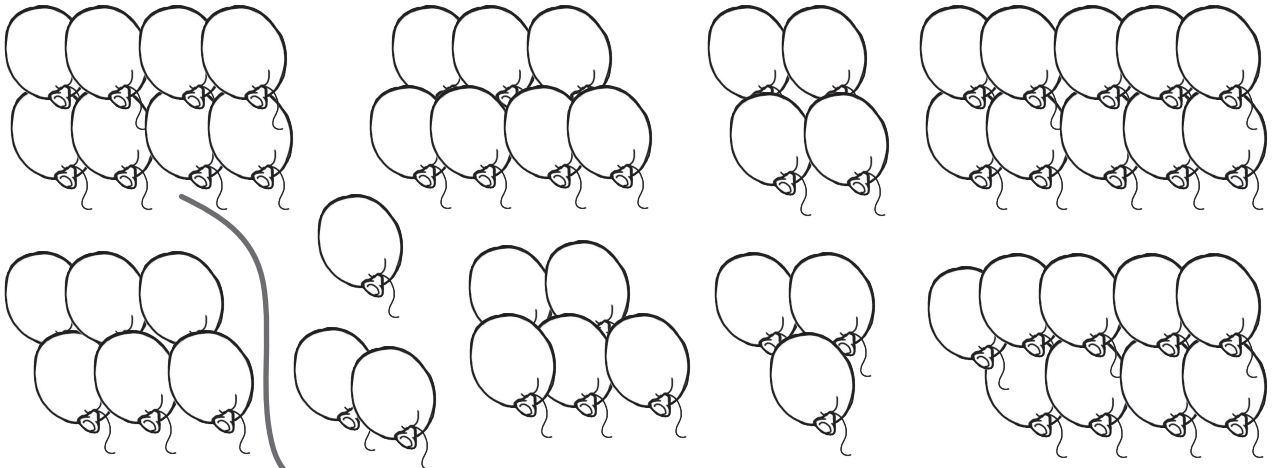
I'm Dan.



1 FRIENDS


Lesson 2

1 Count, match and colour. Порахуй, поєднай і розфарбуй.









1 2 3 4 5 6 7 8 9 10

2 Match and say. Поєднай і скажи, скільки років дітям.



1 Count, circle and say. Порахуй, обведи і скажи.

1)		7
2)		9
3)		6
4)		10
5)		5
6)		8

2 Draw and colour. Намалюй і розфарбуй.

Bob  **B, b**  **bag**

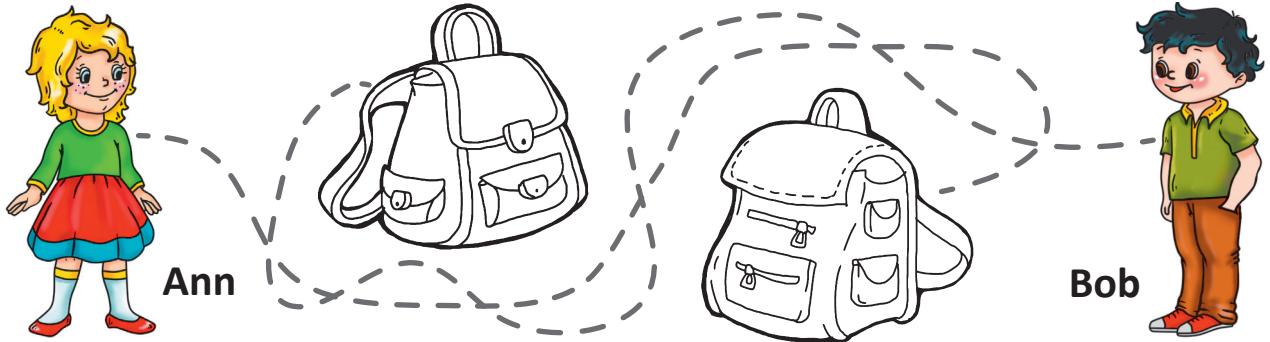
3 Look and match. Подивись і поєднай.

a	B	B	B	B	B
B	A	A	A	A	A
b	a	a	a	a	a
A	b	b	b	b	b

1 FRIENDS

Lesson 4

1 Match, colour and say. Поєднай, розфарбуй і назви кольори.




2 Colour and say. Розфарбуй і скажи.

Cc



Computer

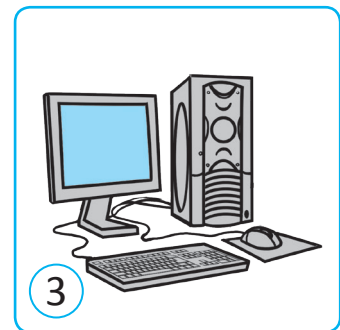
3 Look and circle. Подивись і обведи.



ā / b




c / b



a / c

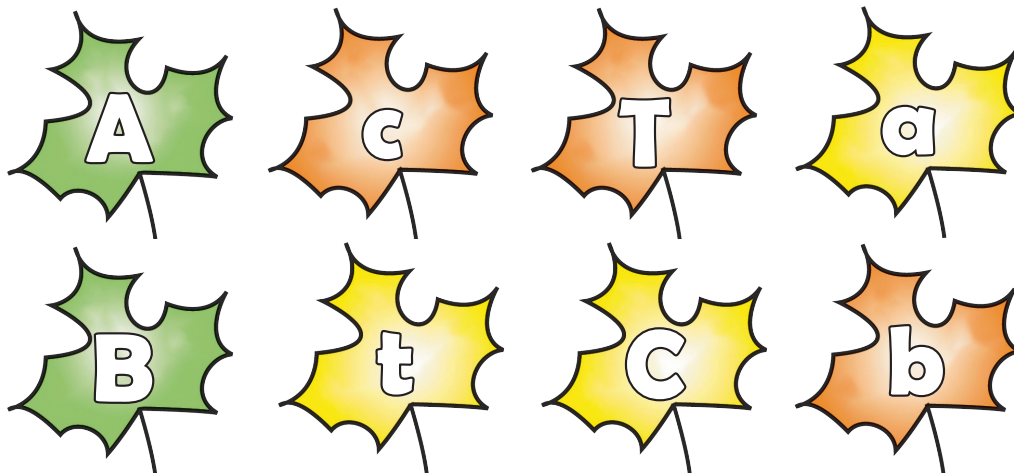
1 Draw and colour. Намалюй і розфарбуй.

Tt




tiger

2 Colour the «T» and «t» letters. Розфарбуй літери «Т» і «t».



3 Draw yourself and say your name and your age. Намалюй себе, назви своє ім'я і скажи, скільки тобі років.



1 FRIENDS

Lesson 6


1 Look and circle the wrong letter. Подивись і обведи зайву літеру.

A	A	С	A	A	A
b	b	b	b	t	b
a	a	a	b	a	a
B	A	B	B	B	B
C	C	C	C	T	C
t	a	t	t	t	t
T	T	T	T	T	B

2 Look and match. Подивись і поєднай.



1



2



3



4

a **Aa**

b **Cc**


c **Tt**

d **Bb**

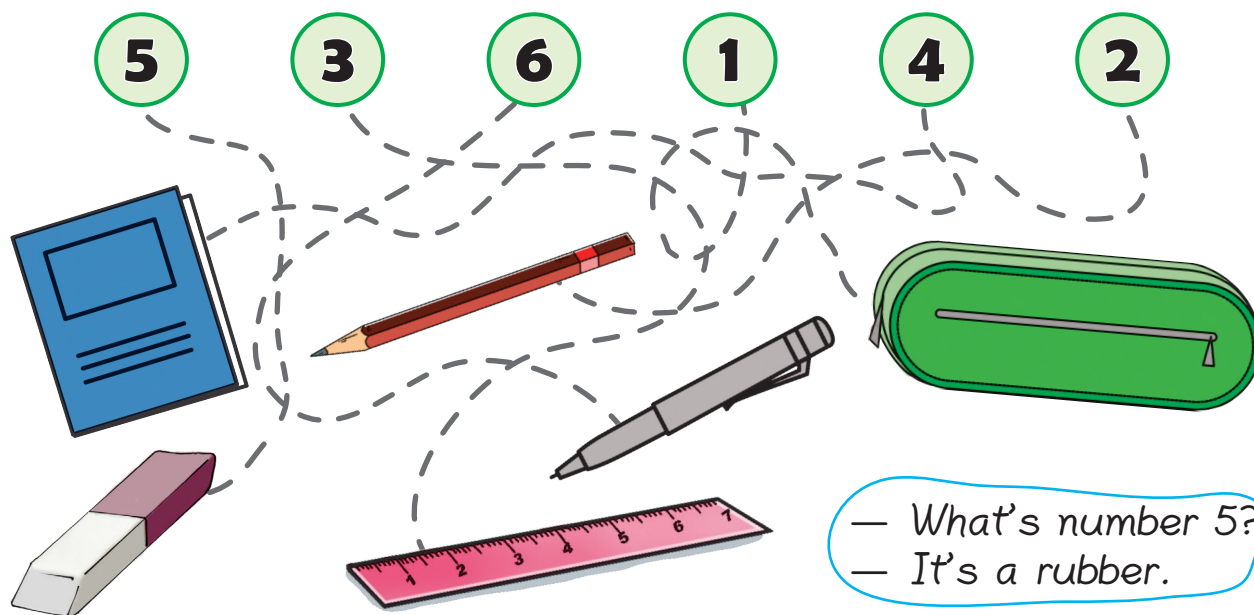
3 Look and circle. Подивись і обведи літери, які ти вже знаєш.

c, f, t, h, a, e, o, b, g, k,
a, l, c, o, p, b, u, j, t, q

1 Colour and say. Розфарбуй і назви предмети.



2 Match, ask and answer. Поєднай, запитай і дай відповідь.



2 AT SCHOOL

Lesson 2

1 Match, ask and answer. Поєднай, запитай і дай відповідь.

1

2

3

4

5

6


— What's number 1?
— It's a bag.

2 Colour and say. Розфарбуй і скажи.












five

F, f



flamingo

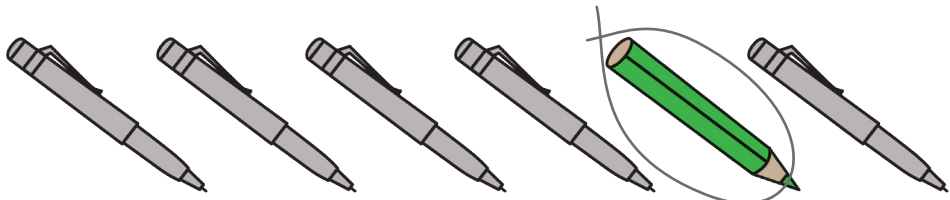
3 Colour the «F» and «f» letters. Розфарбуй літери «F» і «f».





2 AT SCHOOL

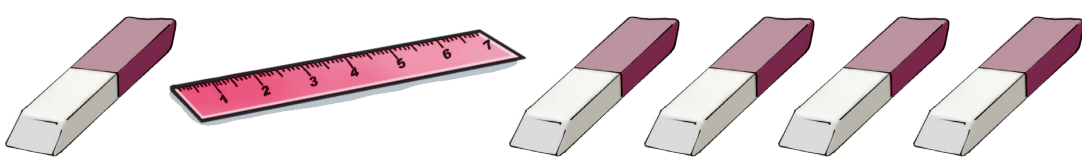
Lesson 3


1 Circle the wrong picture and say. Обведи зайвий малюнок і скажи.

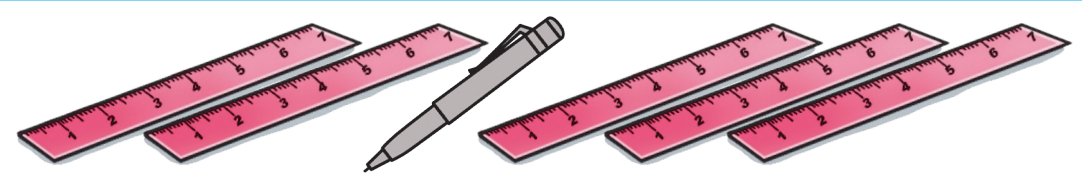
1) 

2) 

3) 

4) 

5) 


6) 

Number 1. Is it a pen?

No, it isn't. It's a pencil.

2 Colour and say. Розфарбуй і скажи.

H, h




hat


3 Look, circle and say. Подивись, обведи і назви літери.



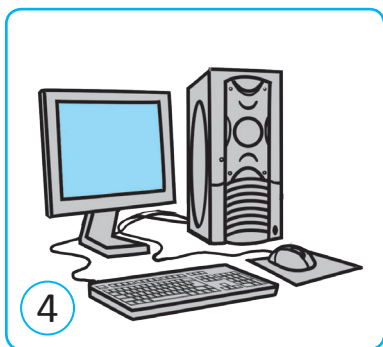
b / c



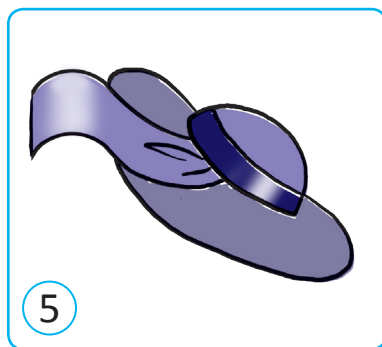
f / h




a / t



b / c



t / h

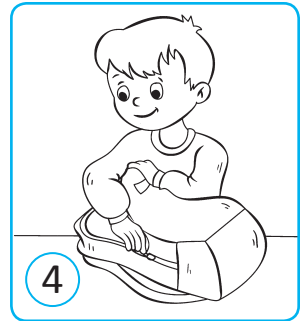




a / c

2 AT SCHOOL

Lesson 4

1 Colour and say. Розфарбуй і назви команди.




Pass me a ruler, please.

2 Match the letters. Поєднай літери.

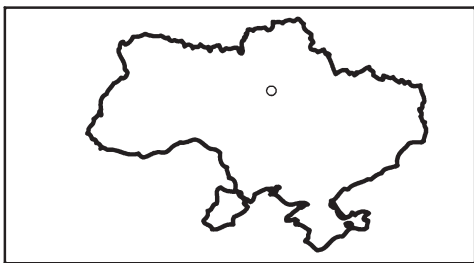
B F C H A T

h c t b f a

1 Find, count and write. Знайди, порахуй і напиши.




2 Colour and say. Розфарбуй і скажи.



map

Mm

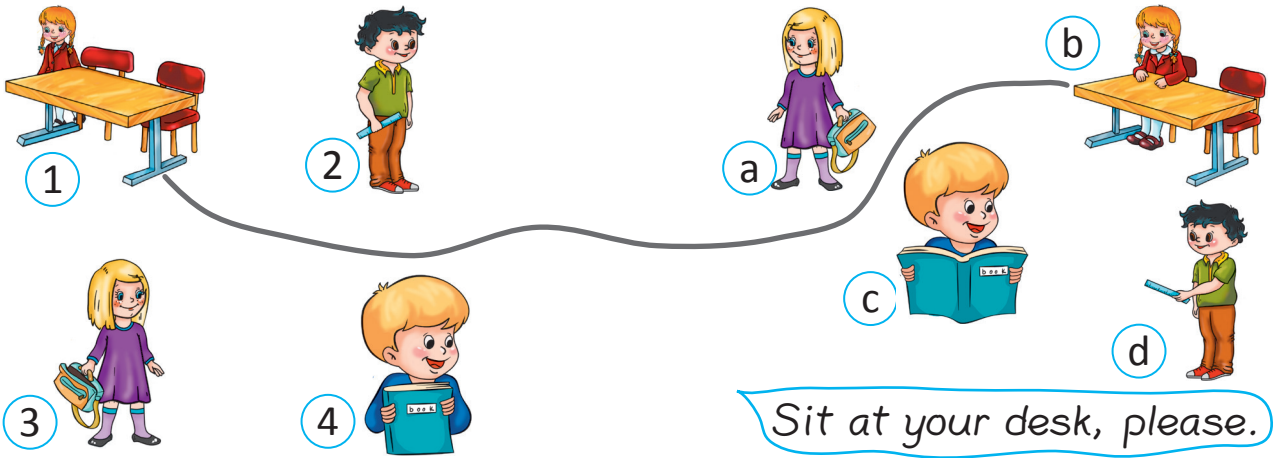


mat

2 AT SCHOOL



















Lesson 6

1 Match and say. Поєднай і назви команди.



Sit at your desk, please.

2 Circle the correct picture. Обведи правильний малюнок.

a	5		
b			
c			
t			
f			5
h	5		
m			

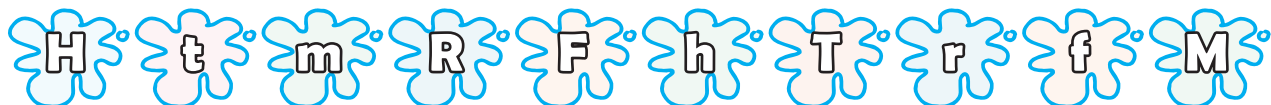
1 Colour and say. Розфарбуй і скажи.

R, r




rat

2 Colour the «R» and «r» letters. Розфарбуй літери «R» і «r».



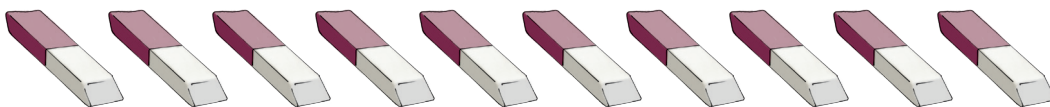
3 Count, circle and say. Порахуй, обведи і скажи.

1)



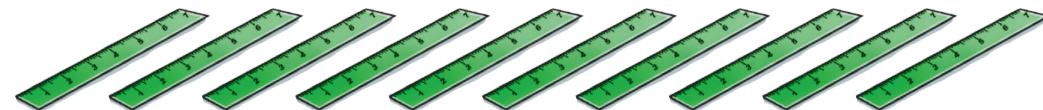
6

2)



9

3)




7

4)



5

5)




8

Number 1. Six pencils.

2 AT SCHOOL


Lesson 8

1 Match, colour and say. Поєднай, розфарбуй і скажи.




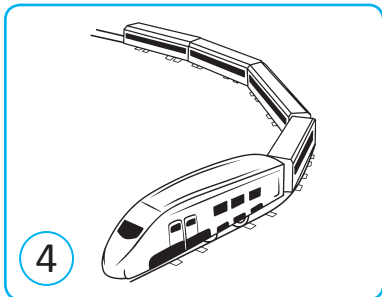



Letter «r». It's a rat.

2 Draw your bag and school things and say. Намалюй свій портфель і шкільні речі й назви їх.



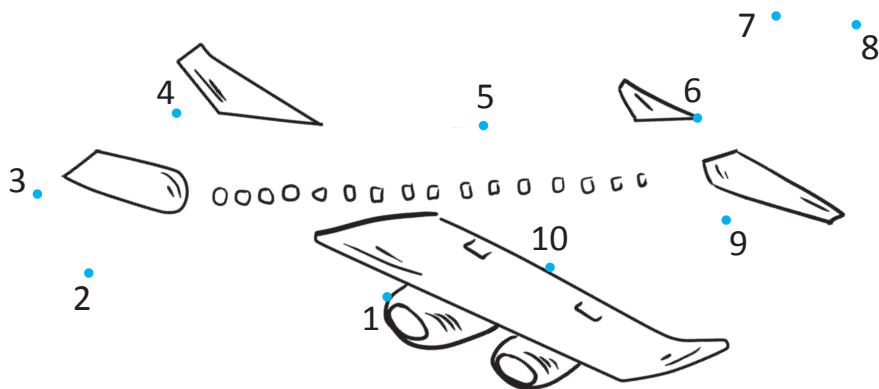
It's my (blue) bag.
It's my (green) pen.

1 Colour and say. Розфарбуй і скажи.



— Number 1. Is it a monster?
— Yes, it is.


2 Join the numbers and colour. What is it? Поєднай цифри і розфарбуй. Що це?



3 LET'S PLAY!

Lesson 2

1 Draw, colour and act out. Намалюй, розфарбуй і розіграй у парах.



— Hello!
How are you?
— I'm fine,
thanks.

2 Colour and say. Розфарбуй і скажи.

doll




D, d



dog

3 Colour the «D» and «d» letters. Розфарбуй літери «D» і «d».



1 Match and say. Поєднай і скажи.

— Number 1. What's your favourite toy?
— It's a monster.




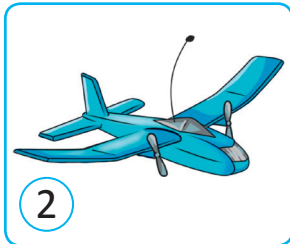
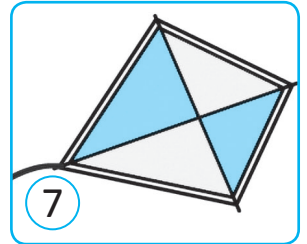
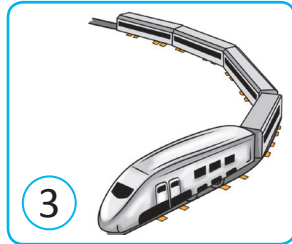
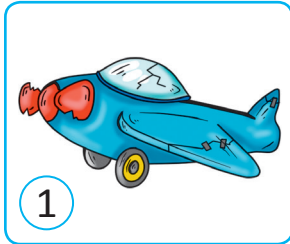
2 Circle the correct letter. Обведи правильну літеру.

F	h	f	m	t
H	r	d	h	c
M	t	m	c	f
T	r	h	t	d
R	c	f	r	h
D	f	t	b	d
C	c	h	m	R

3 LET'S PLAY!

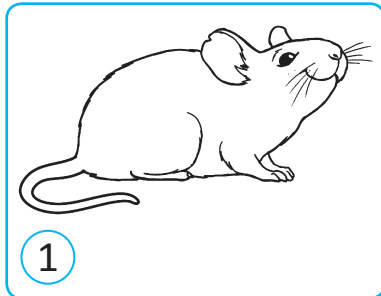
Lesson 4

1 Draw, colour and say. Намалюй, розфарбуй і скажи.




Number 1. It's an old plane.

2 Circle, colour and say. Обведи, розфарбуй і назви літеру.



f / r̄ / h



d / c / m



b / t / d

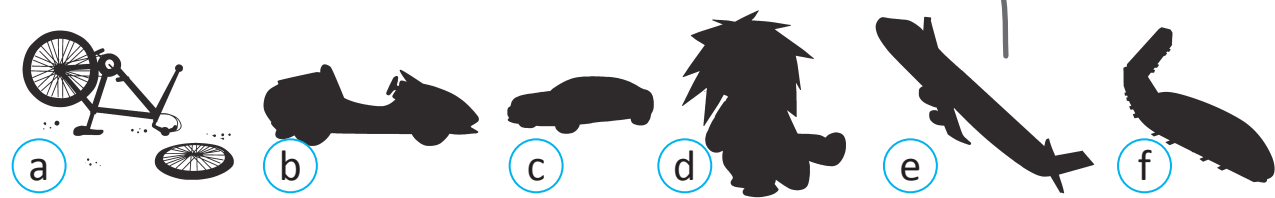

What's this?

It's a rat. Letter «r».

What colour is it?

It's... .

1 Match and say. Поєднай і скажи.



Number 1. It's a long plane.

2 Colour and say. Розфарбуй і скажи.

nose



N, n



note

3 Circle and count the «N» and «n» letters. Обведи і порахуй літери «N» і «n».

H, c, a, M, n, R, N, B, n, h, N, m, f, n, t, N, H, r, n.


N —

n —

3 LET'S PLAY!


Lesson 6

1 Match, colour and say. Поєднай, розфарбуй і скажи.









— Number 1. Is it a car?
— Yes, it is.

2 Match the letters. Поєднай літери.


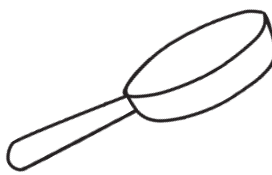


1 Circle the wrong picture and say. Обведи зайвий малюнок і скажи.

<p>1) </p>	
<p>2) </p>	
<p>3) </p>	

— Number 1. What's your favourite toy?
— It's a kite.

2 Colour and say. Розфарбуй і скажи.

panda  **P, p**  **pan**

3 Find and circle the «P» and «p» letters. Знайди і обведи літери «P» і «p».

B, H, P, D, P, R, A, C, T, P, M, f, d, p, n, r, p, b, p, h, c, p, a, m

3 LET'S PLAY!

Lesson 8

1 Look, draw and colour what is missing. Подивись, намалюй і розфарбуй те, що не вистачає.



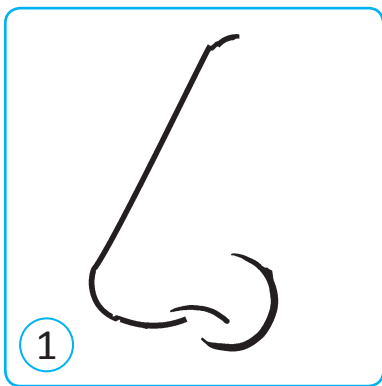
2 Colour and say. Розфарбуй і скажи.

s, s




salad


3 Circle, colour and say. Обведи, розфарбуй і назви літери.



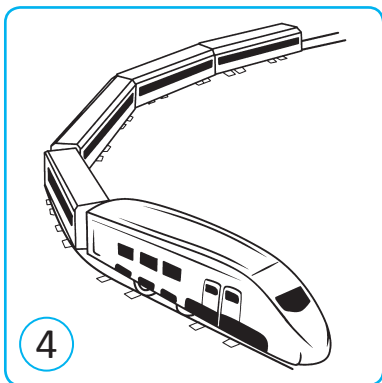
ñ / m




r / s



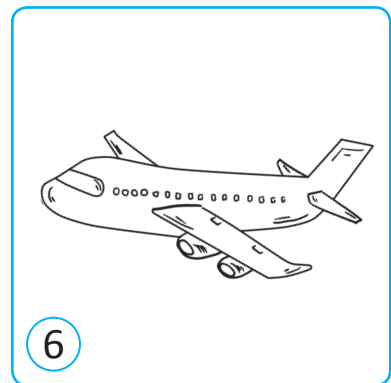
p / d



t / f



d / m



s / p

3 LET'S PLAY!

Review: units 1, 2 and 3

1 Match, colour and say. Поєднай, розфарбуй і скажи.



N

T

P

S

D

B



H

R






































Letter «N».
It's a note.

2 Draw two of your favourite toys and say. Намалюй дві свої улюблені іграшки і розкажи про них.



1 Find, circle and say. Знайди, обведи й назви.


1)					
2)					
3)					
4)					
5)					
6)					
7)					

— What is number 1?
— It's a rat.


4 PET SHOW

Lesson 1


2 Circle, colour and say. Обведи, розфарбуй і скажи.



b / @









s / c




r / n

3 Trace and write. Наведи і напиши.

	A A A A A A A					
	a a a a a a a a a					
	B B B B B B B B					
	b b b b b b b b					
	C C C C C C C					
	c c c c c c c					

1 Match and say. Поєднай і скажи.



The cat is in the bag.

4 PET SHOW


Lesson 2

2 Colour and say. Розфарбуй і скажи.

girl



G, g


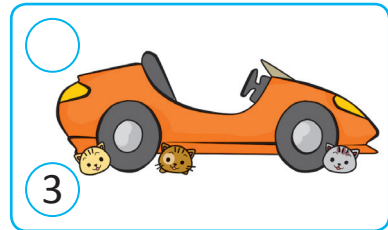




gorilla

3 Trace and write. Наведи і напиши.

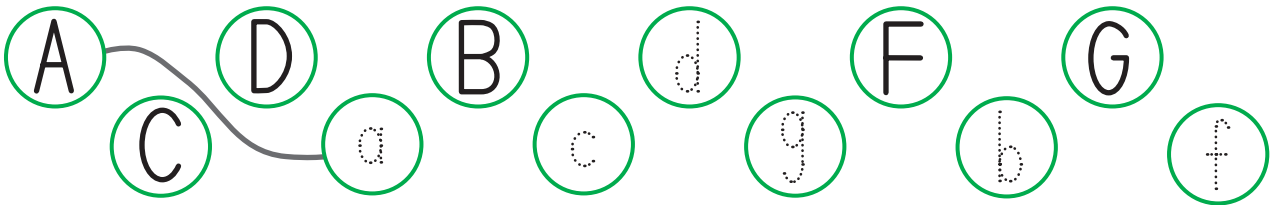
	G	G	G	G	G				
	g	g	g	g	g	g			
	D	D	D	D	D				
	d	d	d	d	d	d			
	F	F	F	F	F				
	f	f	f	f	f				

1 Count and say. Порахуй і скажи.



Two rats in the pencil case.

2 Match and trace. Поєднай і наведи.









3 Circle the right letters. Обведи правильні літери.

T	F M R <u>T</u> H P T B T F D T A T G
g	a d g b p g p f c g t c g b r
M	N M H D M S P M G H N M C M N F
s	a s c r g s n c p s g c r a s p c

4 PET SHOW

Lesson 4


1 Colour and say. Розфарбуй і скажи.



- Number 1. I like dogs.
- Number 2. I don't like rats.

2 Colour and say. Розфарбуй і скажи.

insect



ice cream

3 Trace and write. Наведи і напиши.

↓									
↓									
1 2 3	H	H	H	H	H				
1 2	h	h	h	h	h				
1 2 3 4	M	M	M	M	M				
1 2 3	m	m	m	m	m				

4 PET SHOW

Lesson 5

1 Match and say. Поєднай і скажи.

— Number 1. I like cats.
— Number 2. I don't like spiders.


2 Circle, colour and say. Обведи, розфарбуй і скажи.

1 a / s / i
2 g / r / t
3 p / g / f
4 b / d / t

3 Write the letters. Напиши літери.


A	B		D			H	
a	b	c		f	g		m

1 Colour and say. Розфарбуй і скажи.



K, k

kangaroo



kite


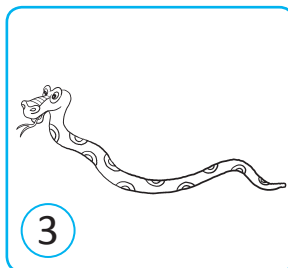


2 Trace and write. Наведи і напиши.

	K K K K K K K K				
	k k k k k k k k				
	N N N N N N N N				
	n n n n n n n n				
	P P P P P P P P				
	p p p p p p p p				

4 PET SHOW


Lesson 7

1 Colour and say. Розфарбуй і скажи.




Number 1. It's a crocodile.

2 Colour and say. Розфарбуй і скажи.




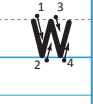
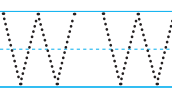
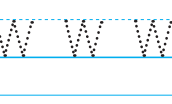
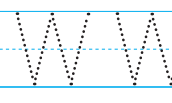
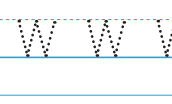
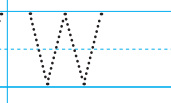
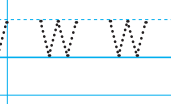








w, w

wolf



window

3 Trace and write. Наведи і напиши.

															
---	---	---	---	---	---	---	---	--	--	---	---	---	---	---	---


1 Find and circle. Знайди і обведи.


G	d	p	g	f	b
K	h	k	t	f	p


W	m	p	n	w	r
I	a	t	i	p	f


2 Say and write. Скажи і напиши.


~~D~~ d I i W w S s G g K k


1 D d 

2 

3 

4 

5 


6 

3 Draw and say. Намалюй тварину, яка тобі подобається, і тварину, яка тобі не подобається, і скажи.

I like... .




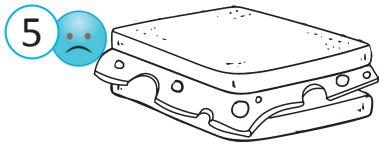


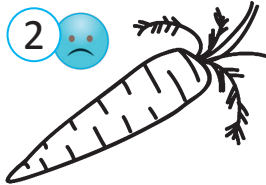

I don't like... .



5 LUNCHTIME

Lesson 1

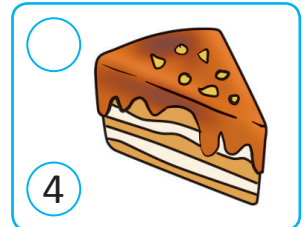
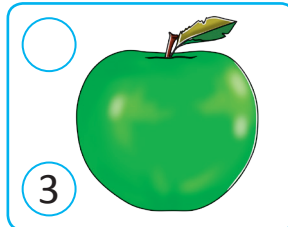
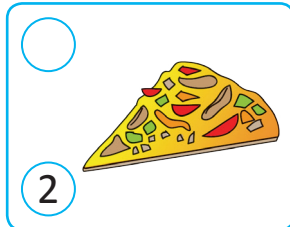
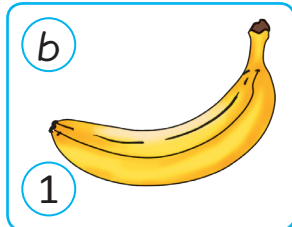
1 Colour and say. Розфарбуй і скажи.



— I like sausages.
— I don't like carrots.

2 Write the letters. Напиши літери.

b c a p




3 Draw and say. Намалюй 2 продукти, які тобі подобається їсти на ланч, і 2 продукти, які тобі не подобаються, і скажи.

I like... .

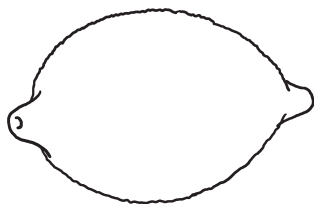
I don't like... .

1 Look, colour and say. Подивись, розфарбуй і скажи.




Number 1. I have got an apple. I haven't got a banana.

2 Colour and say. Розфарбуй і скажи.







lemon



lion

3 Trace and write. Наведи і напиши.


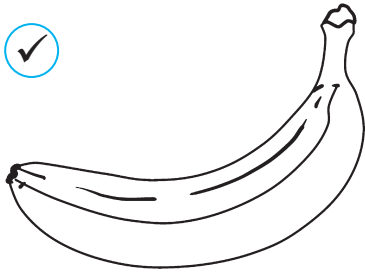
	L L L L L L L L L L L L L L L L L L					
	l l l l l l l l l l l l l l l l l l					
	R R R R R R R R R R R R R R R R					
	r r r r r r r r r r r r r r r r					

5 LUNCHTIME


Lesson 3

1 Colour and say. Розфарбуй і скажи.

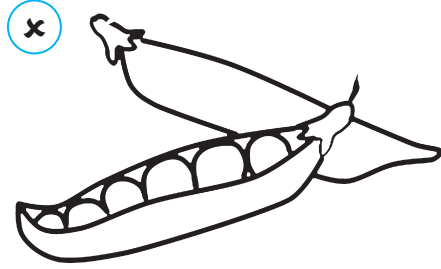
1)





2)



3)






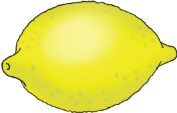



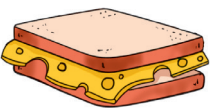
















4)



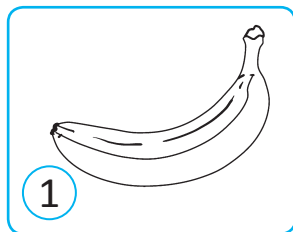
Number 1. I have got a banana.
I haven't got a carrot.

2 Find, circle and say. Знайди, обведи і скажи.

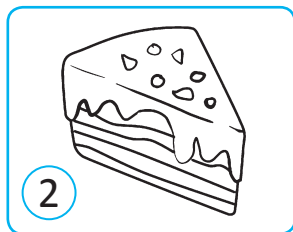
C				
L				
P				
B				
A				
S				

Letter «C». It's a carrot.


3 Trace, read and colour. Наведи, прочитай і розфарбуй.




banana



cake



carrot



apple

5 LUNCHTIME

Lesson 4

1 Match and say. Поєднай і скажи.

1

2

3

4

a

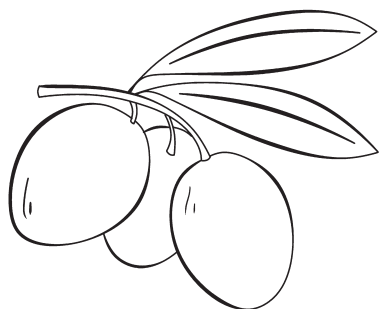
b

c


d

— Number 1. Have you got any cakes?
— No, I haven't.

2 Colour and say. Розфарбуй і скажи.



olive



orange

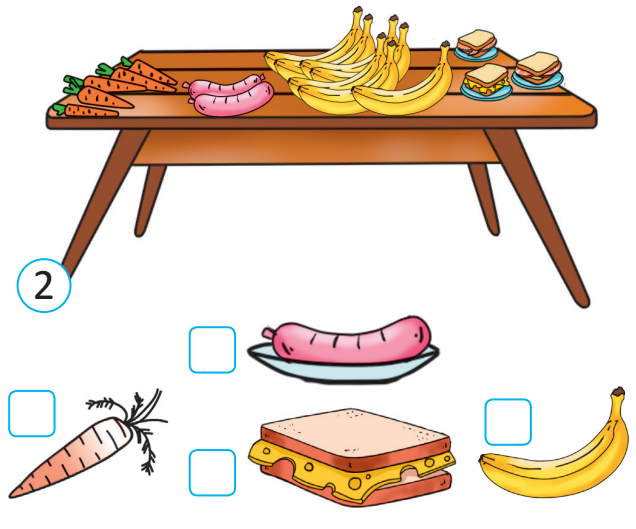
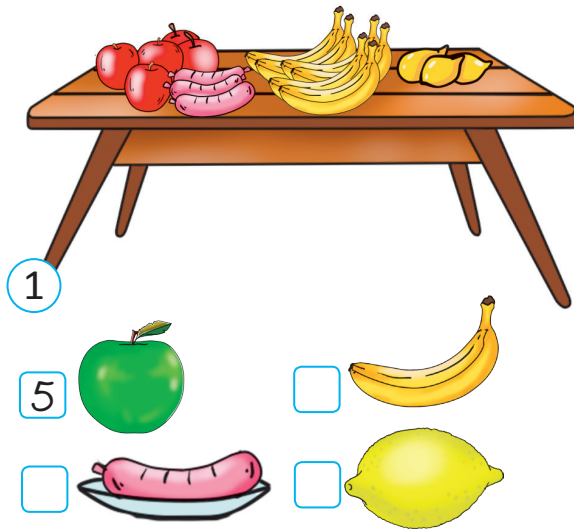
3 Trace and write. Наведи і напиши.

o	o	o	o	o	o				
o	o	o	o	o	o	o	o	o	o
T	T	T	T	T	T	T	T	T	T
t	t	t	t	t	t	t	t	t	t
olive	olive								
orange	orange								

5 LUNCHTIME

Lesson 5

1 Count, write and say. Порахуй, напиши і скажи.



Number 1. I have got 5 apples, ...

2 Circle the right letters. Обведи правильні літери.

L P T L N I L I T F L K N L T I

o c a s o c a s o a o o c a s a o a c c

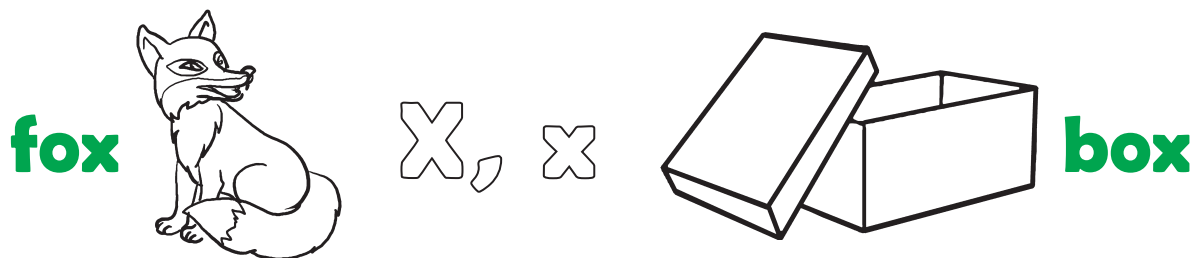
3 Trace and write. Наведи і напиши.

banana	banana					
carrot	carrot					

1 Match the letters. Поєднай літери.



2 Colour and say. Розфарбуй і скажи.



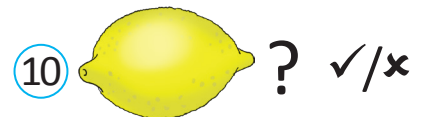

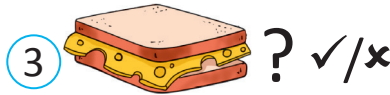


3 Trace and write. Наведи і напиши.

X	X	X	X	X	X				
X	x	x	x	x	x				
S	S	S	S	S	S				
S	s	s	s	s	s	s	s	s	s

5 LUNCHTIME

Lesson 7

1 Look, circle, ask and answer. Подивись, обведи, запитай і дай відповідь.



— Have you got any apples?
 — Yes, I have.
 — Have you got any bananas?
 — No, I haven't.

2 Read and match. Прочитай і поєднай.

- black
- king
- long
- clock




- rock
- wing
- sock
- song

1 Match, colour and say. Поєднай, розфарбуй і скажи.

I
W
G
L
X
O
K

i
k
g
o
w
x

2 Draw and say. Намалюй їжу, яку ти зазвичай їси на ланч, і скажи.



I have got ...
for lunch.


6 FAMILY

Lesson 1

1 Match and say. Поєднай і скажи.



2 Draw your uncle, aunt, cousins and say. Намалюй свого дядька, тітку, двоюрідного брата/сестру і скажи.




1 Colour and say. Розфарбуй і скажи.



- Number 1. This is my dad.
- Number 2. That is my grandpa.


Lesson 2

2 Colour and say. Розфарбуй і скажи.



elephant

E, e



egg

3 Trace and write. Наведи і напиши.

	E E E E E E E E					
e	e e e e e e e e					
dad	dad					
mum	mum					
sister	sister					
brother	brother					

1 Match, ask and answer. Поєднай, запитай і дай відповідь.



a brother

b uncle

c grandma

d aunt

e sister

f grandpa

— Number 1. Is this your grandma?
 — Yes, it is.
 — Number 3. Is that your brother?
 — No, it isn't. It's my sister.

2 Find and circle «th». Знайди і обведи «th».


























This is my mum Ann.

That is my dad Ben.

This is my brother Den.

Lesson 4

- 1 Find the wrong picture and say. Знайди зайвий малюнок і скажи, хто це.

1)					
2)					
3)					
4)					
5)					

- Number 1. Who's that?
- That's my grandpa.
- What's his name?
- His name's... .

2 Colour and say. Розфарбуй і скажи.



jam



jet

3 Trace and write. Наведи і напиши.

J ¹ 2	J J J J J J					
j ¹ 2	j j j j j j					
jam	jam					
jet	jet					


4 Circle the right letters. Обведи правильні літери.

J	E H <u>J</u> G B J R H F I J N P S J
x	k x c t r x g f w n x e o m x a
E	X B K G E T H P E O B R E F K
o	a o e x c e f t o s m a g o t

6 FAMILY

Lesson 5

1 Match and say. Поєднай і скажи.



This is my dad.
His name is Sam.


2 Read and circle. Прочитай і обведи.

- 1) What's his / her name? — His / Her name is Sam.
- 2) What's his / her name? — His / Her name is Ben.
- 3) What's his / her name? — His / Her name is Tina.
- 4) What's his / her name? — His / Her name is Ann.
- 5) What's his / her name? — His / Her name is Helen.
- 6) What's his / her name? — His / Her name is Tom.


3 Write the capital letters. Напиши великі літери.

A, a, , b, , c, , d, , e, , f, , g, , h, , i, , j,
, k, , l, , m, , n, , o, , p, , r, , s, , t, , w.


1 Colour and write the missing letters. Розфарбуй і напиши пропущені літери.



aun



un le



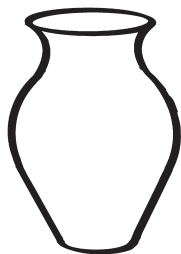
cou in



sist r

2 Colour and say. Розфарбуй і скажи.

vase



violin

3 Trace and write. Наведи і напиши.

	V	V	V	V			
	v	v	v	v	v	v	v
vase	vase						

6 FAMILY

Lesson 7

1 Colour, trace and say. Розфарбуй, наведи і скажи.




1

hot



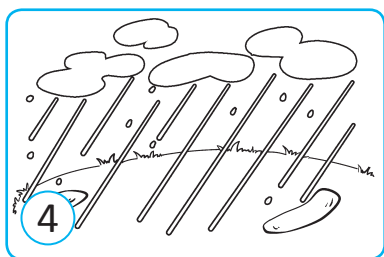
2

cold




3

sunny




4

raining



5

snowing




6

cloudy

Number 1. It's hot.

2 Colour, read and circle. Розфарбуй, прочитай і обведи.



1

It's sunny.
Yes. / No.




2

It's hot.
Yes. / No.



3

It's hot and sunny.
Yes. / No.






4

It's cloudy.
Yes. / No.

1 Write and match. Напиши і поєднай.

- 1 It's c loudy. 2 It's ra ning. 3 It's ot. 4 It's sno ing.



2 Draw and say. Намалюй свою улюблену погоду і скажи.

6 FAMILY

Review: units 4, 5 and 6

1 Find and match. Знайди і поєднай.

dog

banana

cat

her

frog

carrot



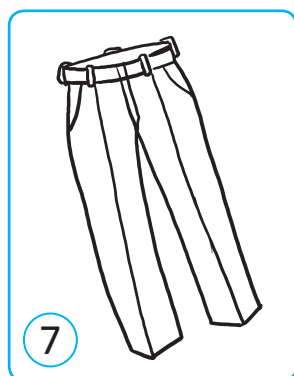


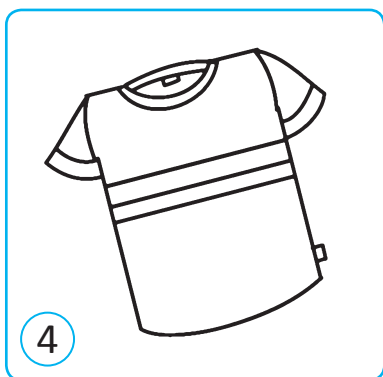



apple

grandpa

2 Trace and write. Наведи і напиши.

cake	cake				
grandma	grandma				
peas	peas				
sandwich	sandwich				
spider	spider				

1 Colour and say. Розфарбуй і скажи.



— What's number 7?
— Trousers.


7 GET DRESSED!

Lesson 1

2 Trace and write. Наведи і напиши.

cap	cap						
socks	socks						
skirt	skirt						
jeans	jeans						

3 Look and write the missing letters. Подивись і напиши пропущені літери.



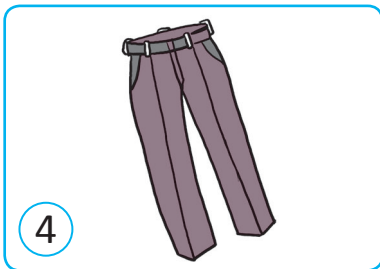
ski r t




s cks




acket



trou ers



c p

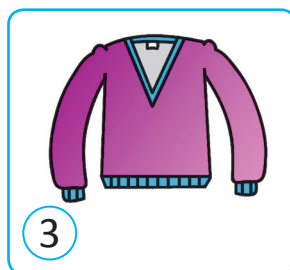
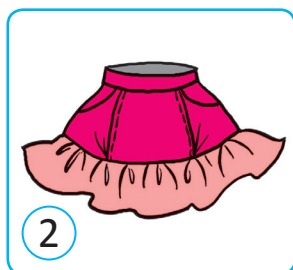



sw ater

1 Match, ask and answer. Поєднай, запитай і дай відповідь.

— Do you like my jeans?
 — Yes, I do. Do you like my jacket?
 — No, I don't.

2 Read and circle. Прочитай і обведи.



jacket / jeans shorts / skirt trousers / sweater socks / shoes

3 Trace and write. Наведи і напиши.

sweater	sweater				
jacket	jacket				

7 GET DRESSED!

Lesson 3

1 Colour and say. Розфарбуй і скажи.

- | | | | |
|----------|-----------|-----------|------------|
| 1 — blue | 3 — green | 5 — brown | 7 — yellow |
| 2 — red | 4 — black | 6 — pink | 8 — orange |



Number 2. The skirt is red.

2 Colour and say. Розфарбуй і скажи.



U, u



uniform

umbrella

3 Trace and write. Наведи і напиши.

U ¹ ²	U U U U U				
u ¹ ²	u u u u u				
uniform	uniform				
umbrella	umbrella				
trousers	trousers				

7 GET DRESSED!

Lesson 4





1 Read, match and colour. Прочитай, поєднай і розфарбуй.

1 I'm wearing black trousers.


2 I'm wearing a blue jacket.

3 I'm wearing a green skirt.

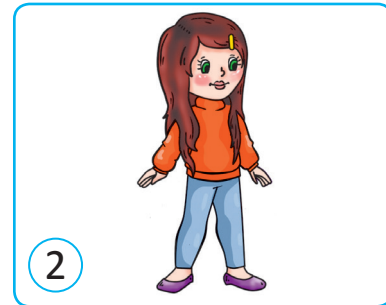
4 I'm wearing a pink sweater.



2 Read, circle and write. Прочитай, обведи і напиши.



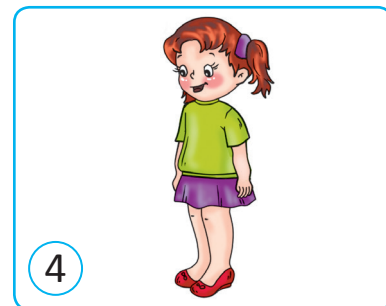
shorts / jeans
I'm wearing shorts.



skirt / sweater
I'm wearing a _____.



jacket / T-shirt
I'm wearing a _____.



skirt / cap
I'm wearing a _____.



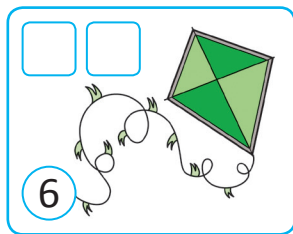
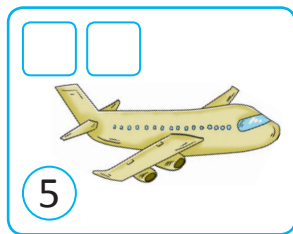
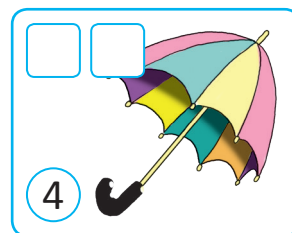


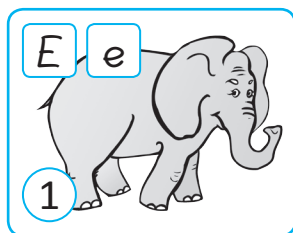
1 Look and choose the correct sentences. Подивись і обери правильні речення.



- 1 That's my umbrella.
- Get my book, please?
- My pencil case isn't here.
- Oh no!

2 Say and write. Скажи і напиши.

G g V v U u W w ~~E e~~ K k J j I i



7 GET DRESSED!


Lesson 6

1 Match, colour and say. Поєднай, розфарбуй і скажи.

I'm wearing black shorts.

2 Look and write. Подивись і напиши.


sh ch



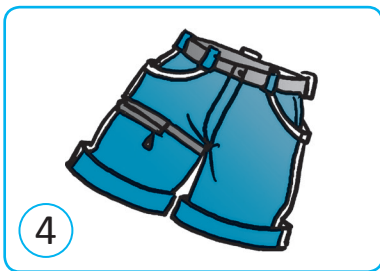
c h eese



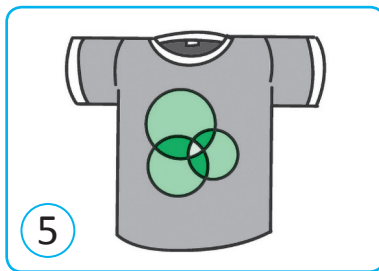
oes




icken



orts



T- irt



sandwi

1 Colour, read and circle. Розфарбуй, прочитай і обведи.



Pam:

- 1) I'm wearing a T-shirt. Yes / No.
- 2) I'm wearing a skirt. Yes. / No.
- 3) I'm wearing a cap. Yes. / No.
- 4) I'm wearing socks. Yes. / No.


Sam:

- 5) I'm wearing a T-shirt. Yes. / No.
- 6) I'm wearing trousers. Yes. / No.
- 7) I'm wearing a jacket. Yes. / No.
- 8) I'm wearing a cap. Yes. / No.


7 GET DRESSED!

Lesson 7


2 Circle and write. Обведи слова і напиши речення.




I'm wearing a cap.
I'm wearing a cap.



I'm wearing a jacket.



Do you like my T-shirt?




Do you like my sweater?

3 Write the letters. Напиши літери.

l	L	x			o	v	
i	/		j	u			e

1 Find and match. Знайди і поєднай.



s o c k s

w
e

c a p

t
e


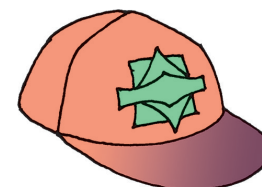
s k i r t

h


o

j e a n s

s



2 Draw and write. Намалюй себе в улюбленому одязі і напиши.

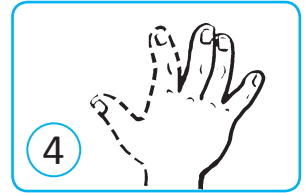
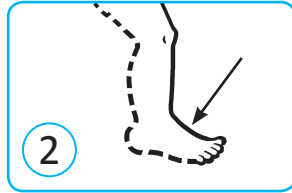


I'm wearing _____

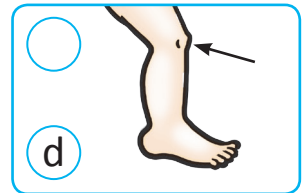
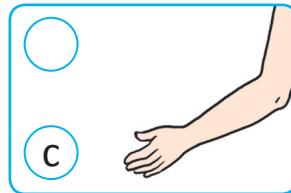
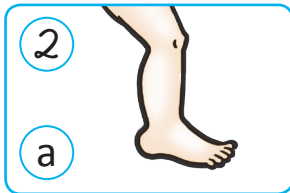
8 THE ROBOT

Lesson 1

1 Draw and say. Намалюй і скажи.



2 Look, read and number. Подивись, прочитай і пронумеруй.



1) arm 2) ~~leg~~ 3) knee 4) toes

3 Trace and write. Наведи і напиши.

head	head						
leg	leg						
hand	hand						
arm	arm						
foot	foot						



1 Read, match and colour. Прочитай, поєднай і розфарбуй.

1 I can touch my toes.

2 I can jump.

3 I can't kick a ball.

4 I can't skip.



2 Colour and say. Розфарбуй і скажи.

Q, q



queen

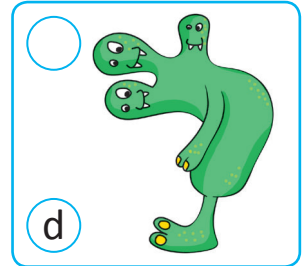
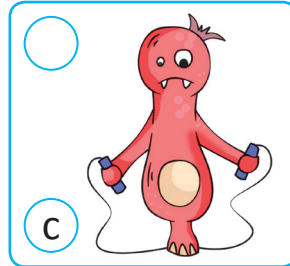

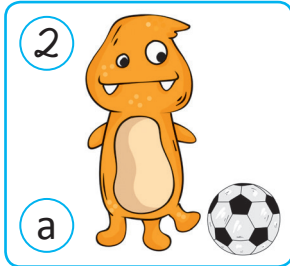
3 Trace and write. Наведи і напиши.

queen	queen								

8 THE ROBOT

Lesson 3

1 Look, read and number. Подивись, прочитай і пронумеруй.



- 1) I've got one head, two arms and one leg. I can't skip.
- 2) I've got ~~one head, three legs and two arms~~. I can kick a ball.
- 3) I've got three heads, one arm and one leg. I can't touch my toes.
- 4) I've got two heads, three arms and two legs. I can jump.


2 Trace and write. Наведи і напиши.

toes	toes						
fingers	fingers						
knee	knee						
jump	jump						
skip	skip						
kick	kick						


1 Look, read and write. Подивись, прочитай і напиши.

Yes, I can.

No, I can't.




— Can you jump?
— *No, I can't.*



— Can you touch your toes?



— Can you kick a ball?




— Can you stand on one leg?


8 THE ROBOT

Lesson 4

2 Colour and say. Розфарбуй і скажи.



yak



yo-yo

3 Trace and write. Наведи і напиши.

	у	у	у	у				
	у	у	у	у	у	у	у	у
yak	yak							
yo-yo	yo-yo							

1 Match, ask and answer. Поєднай, запитай і дай відповідь.

Yes No

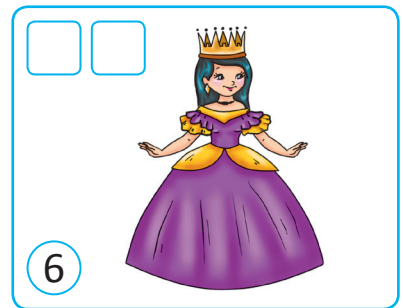

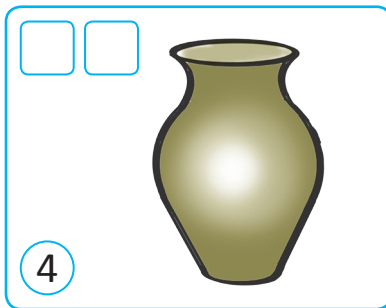
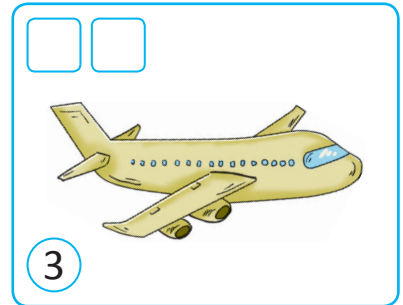
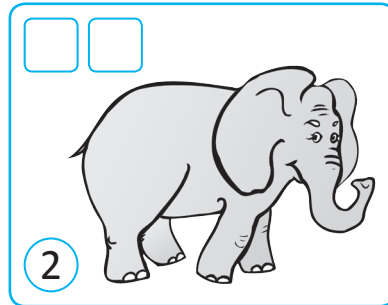
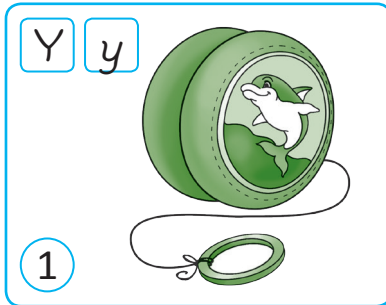
— Can you kick a ball?
— Yes, I can.

8 THE ROBOT

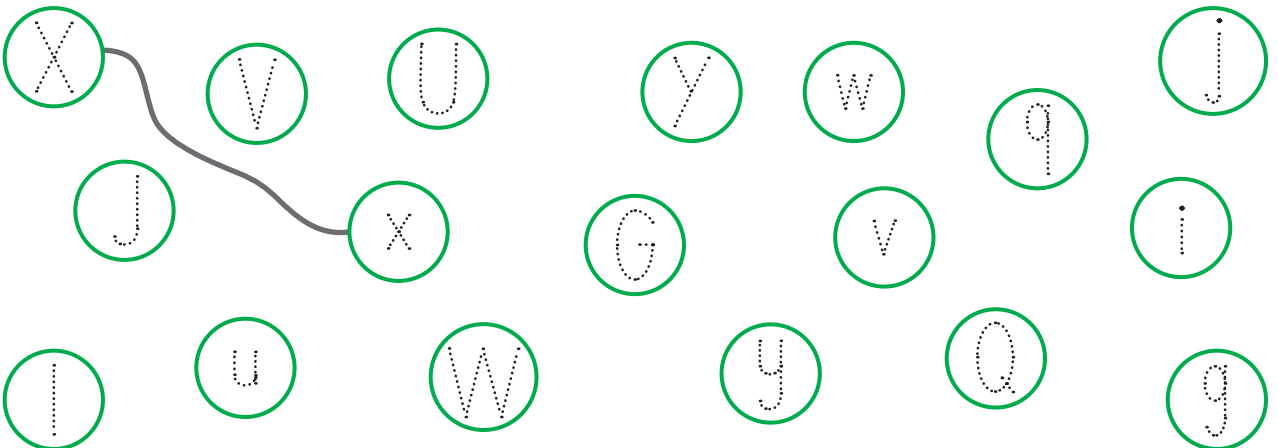
Lesson 5

2 Say and write. Скажи і напиши.


V v Q q U u E e ~~Y y~~ J j



3 Match and trace. Поєднай і наведи.



1 Look and choose the correct sentences. Подивись і обери правильні речення.



1 No problem.

Well done!

Here you are.

Give me the pencil.

2 Colour and say. Розфарбуй і скажи.

Z, z



zebra

3 Trace and write. Наведи і напиши.


	Z Z Z Z Z Z Z Z				
	z z z z z z z z				
zebra	zebra				

8 THE ROBOT

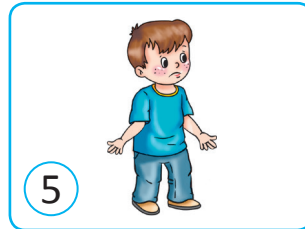


Lesson 7

1 Look and write. Подивись і напиши.

~~walk~~ swim run stand sit



walk



2 Look, circle and write. Подивись, обведи і напиши.


Yes, I can. No, I can't.



walk / swim

— Can you swim?


— No, I can't.



stand / run

— Can you _____?


— _____



run / sit

— Can you _____?


— _____



swim / sit

— Can you _____?

— _____

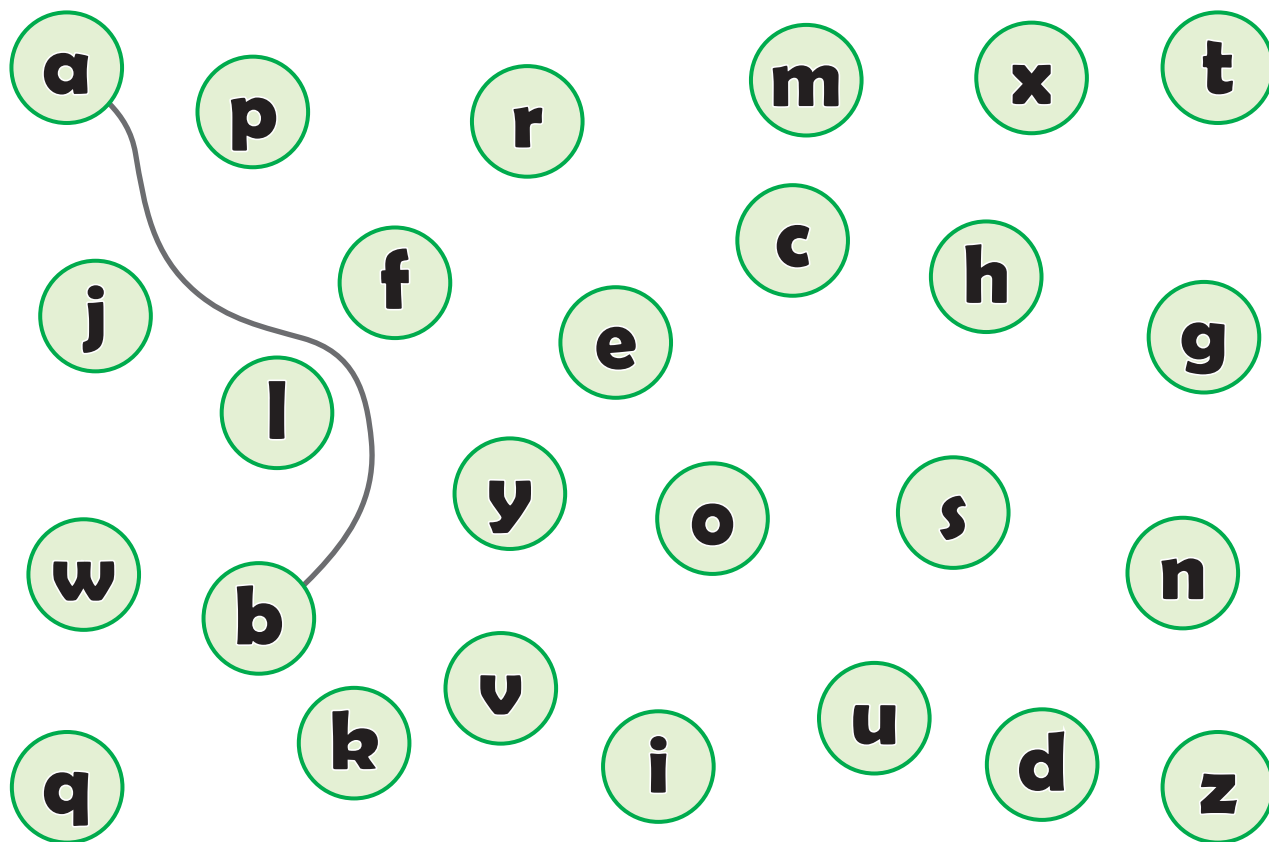


jump / walk

— Can you _____?

— _____

3 Follow the ABC. Поєднай літери за абеткою.



8 THE ROBOT

Lesson 8


1 Find and circle. Знайди і обведи.

v	W Y V U J
Q	p q f j z
X	x n y h b
u	V N Y W U
Z	z n m w r
Y	u v y g q

2 Write the missing letters and say. Напиши пропущені літери і розкажи абетку.

A B C E F H K L N O R S T V X

3 Draw your monster and say. Намалюй свого монстра, опиши його і скажи, що він уміє/не вміє робити.



Навчальне видання

ТРЕСС Джулія

АНГЛІЙСЬКА МОВА

1 клас

Робочий зошит із прописами

(до підручника Г. Пухти, Г. Гернгросса, П. Льюїс-Джонса)

Підписано до друку 30.08.2018. Формат 84x108/16. Папір офсетний.

Гарнітура Калібрі. Друк офсетний. Ум. друк. арк. 10,08.

ТОВ «Український центр підготовки абітурієнтів». Свідоцтво ДК № 4412 від 19.09.2012.
08322, Київська обл., Бориспільський р-н, сел. Проліски, вул. Промислова, будинок 1

E-mail: ucpa@ukr.net

www.ucpa.com.ua



Робочий зошит із прописами укладений до підручника «Англійська мова» для 1 класу закладів загальної середньої освіти (автори — Г. Пухта, Г. Гернгрос, П. Льюїс-Джонс). Лексико-граматичне наповнення посібника відповідає чинним типовим освітнім програмам, затвердженим Міністерством освіти і науки України.

Вправи робочого зошита покликані розширити практичну складову підручника. Виконуючи цікаві завдання з елементами гри і творчості, учні зможуть:

- ефективно відпрацювати й краще запам'ятати навчальний матеріал;
- повправлятися у спілкуванні англійською мовою на елементарному рівні;
- навчитися писати літери англійського алфавіту завдяки вміщеним прописам;
- розвинути базове вміння читання;
- проявити свій творчий потенціал і здатність до логічного мислення.

Видання орієнтоване на розвиток як предметних, так і ключових компетентностей, а також реалізує міжпредметні зв'язки згідно з концепцією Нової української школи.

