

ВИДАВНИЦТВО
РАНОК

Т. М. Матвієнко, Л. В. Пащенко

**ОНОВЛЕНА
ПРОГРАМА**
ПОЧАТКОВА
ШКОЛА

ЗОШИТ-ШАБЛОН

ENGLISH

ДЛЯ ПОЧАТКОВОЇ ШКОЛИ



УДК [811.111:373.3](076.5)
ББК 81.2Англ-922
МЗЗ

Рецензент:

Н. Ю. Філь, учитель англійської мови СЗНВК № 45 «Академічна гімназія» м. Харкова

Матвієнко Т. М.

МЗЗ ENGLISH : зошит-шаблон для початкової школи / Т. М. Матвієнко, Л. В. Пащенко. — 16-е вид., випр. і доповн. — Х. : Вид-во «Ранок», 2017. — 64 с. : іл.

ISBN 978-617-09-1353-1

Зошит-шаблон з англійської мови призначений для першого року навчання у загально-освітніх навчальних закладах. Зошит створено відповідно до чинної програми (з урахуванням змін, затверджених Наказом МОН України від 05.08.2016 № 948).

Крім завдань на написання напівдрукованих і прописних літер, буквосполучень, слів він містить різноманітні завдання, які сприяють розвитку та закріпленню навичок письма. Зразки літер подано з обох боків рядка — для дітей, що пишуть правою, і дітей, що пишуть лівою рукою. Після основної частини подано буквосполучення, слова, які містять ці буквосполучення, та словничок.

Зошит-шаблон призначений для використання учнями на уроках і для самостійної роботи.

**УДК [811.111:373.3](076.5)
ББК 81.2Англ. 922**



**Разом дбаємо
про екологію та здоров'я**

ISBN 978-617-09-1353-1

© Т. М. Матвієнко, Л. В. Пащенко,
автори, 2004, 2009, 2015
© А. А. Пащенко, іл., 2004
© ТОВ Видавництво «Ранок», 2017

Передмова

Важливим моментом у навчанні дітей письма є підготовка руки до письма. Незважаючи на те, що деякі літери англійського алфавіту збігаються за написанням з літерами українського, багато з них є для дітей новими, а їх відображення на письмі — незвичним.

Зошит-шаблон має на меті показати учням молодших класів особливості написання літер англійського алфавіту, навчити правильно писати, допомогти виробити гарний почерк шляхом багаторазового повторення елементів літер, самих літер, слів, словосполучень та речень.

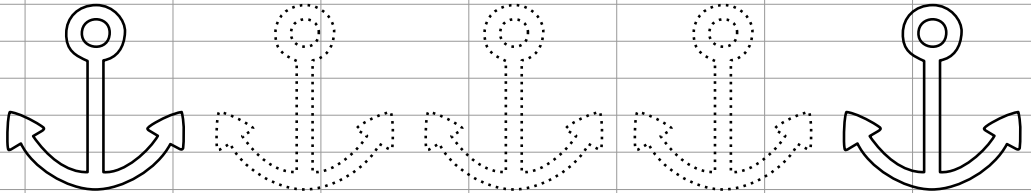
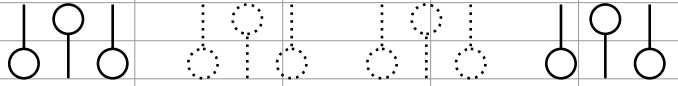
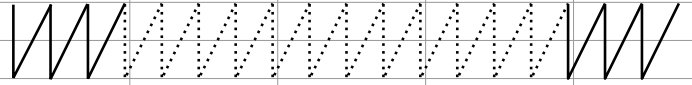
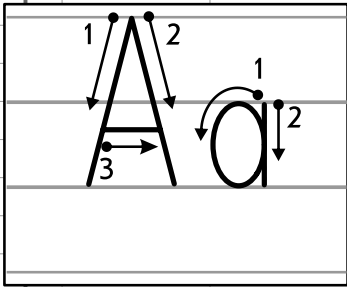
Щоб робота з набуття каліграфічного письма не здавалася дитині нудною, пунктиром подано обриси предметів, рослин чи тварин, які вони повинні обвести, деякі слова проілюстровано малюнками.

Оскільки нині існує тенденція до написання напівдрукованим шрифтом, але зберігається й класичний прописний шрифт, вони обидва представлені у зошиті-шаблоні. З двох сторінок, призначених для літер, одну відведено під напівдрукований шрифт, другу — під прописний.

У зразку кожної літери подано послідовність її написання, що сприяє їх правильному відтворенню дитиною.

Для зручності використання учнями, які пишуть лівою рукою, зразок написання розташований з обох боків рядка.

Зошит-шаблон може використовуватися учнями не тільки на уроках, але й для самостійної роботи.



A A A A A A A A A A

a a a a a a a a a a

A A A A A A A A A A

a a a a a a a a a a

Aa Aa Aa Aa Aa Aa Aa

Aa Aa Aa Aa Aa Aa Aa




a a a a a a a a a a a

a a a a a a a a a a a

u u u u u u u u u u

o o o o o o o o o o



l l l l l l l l l l l l l l l l



l l l l l l l l l l l l l l l l

a a a a a a a a a a


a a a a a a a a a a

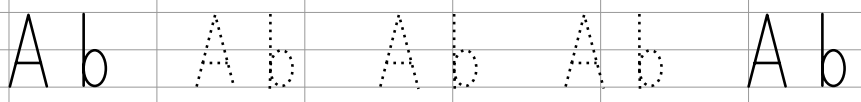
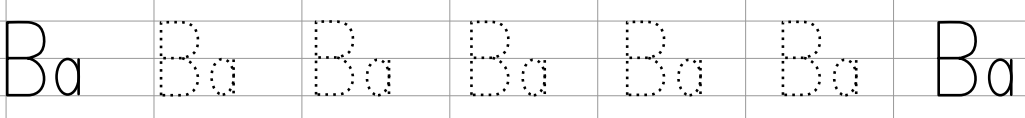
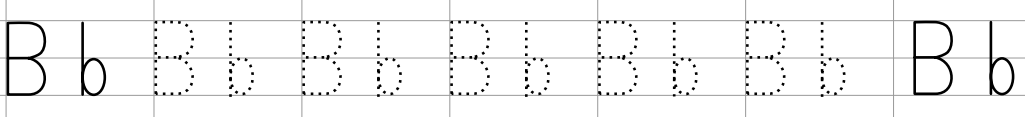
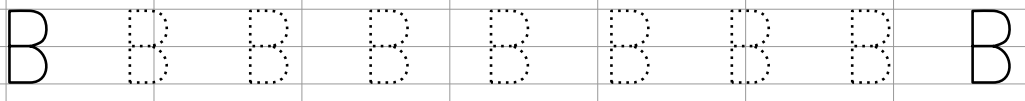
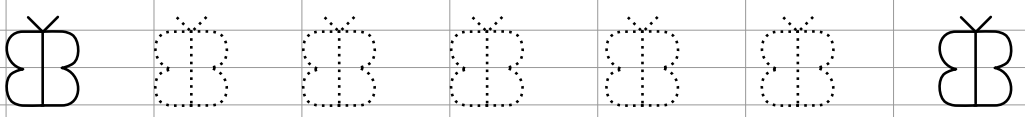
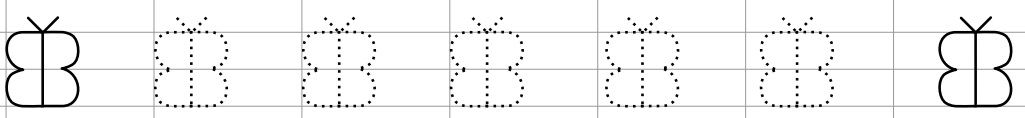
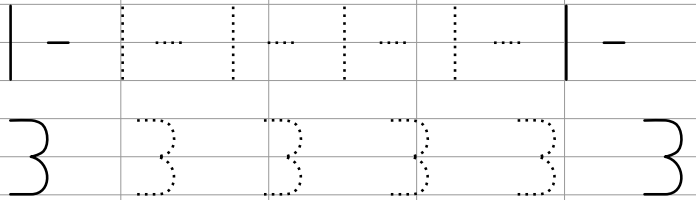
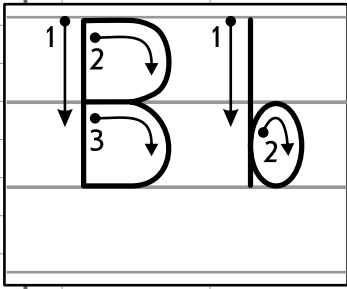
A A A A A A A A A A

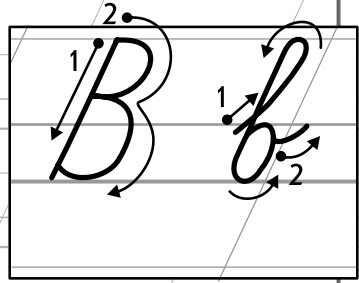
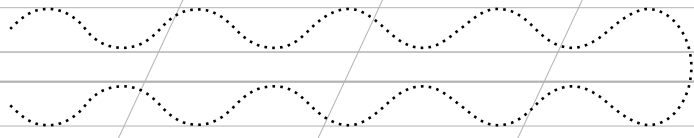
a a a a a a a a a a

Aa Aa Aa Aa Aa

Aa Aa Aa Aa Aa



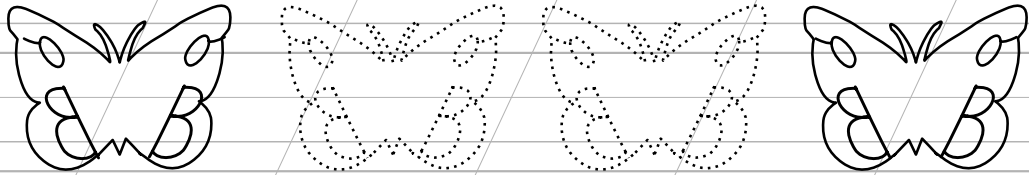




m m m m m

l l l l l l l l l l l

b b b b b b b b b b b



B B B B B B B B B B B

b b b b b b b b b b b

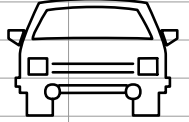
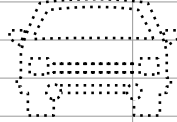
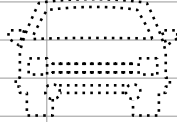
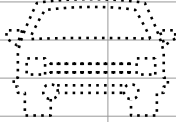
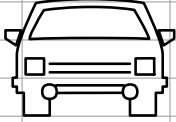

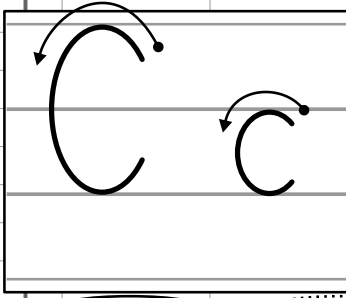
Bb Bb Bb Bb Bb Bb Bb Bb

Bb Bb Bb Bb Bb Bb Bb Bb

Ba Ba Ba Ba Ba Ba

Ab Ab Ab Ab Ab





C C C C C C C C C C

c c c c c c c c c c

C C C C C C C C C C

c c c c c c c c c c

Cc Cc Cc Cc Cc Cc Cc Cc Cc

Cc Cc Cc Cc Cc Cc Cc Cc Cc

ABC ABC ABC ABC ABC


CAB CAB CAB CAB CAB



abc abc abc abc abc abc

cab cab cab cab cab cab

Handwriting practice row 1: Cursive uppercase 'C' and lowercase 'c' with arrows showing stroke direction.



Handwriting practice row 2: Cursive uppercase 'C' and lowercase 'c' with arrows showing stroke direction.

Handwriting practice row 3: Cursive uppercase 'C' and lowercase 'c' with arrows showing stroke direction.

Handwriting practice row 4: Cursive uppercase 'C' and lowercase 'c' with arrows showing stroke direction.

Handwriting practice row 5: Cursive uppercase 'C' and lowercase 'c' with arrows showing stroke direction.

Handwriting practice row 6: Cursive uppercase 'C' and lowercase 'c' with arrows showing stroke direction.


Handwriting practice row 7: Cursive uppercase 'C' and lowercase 'c' with arrows showing stroke direction.


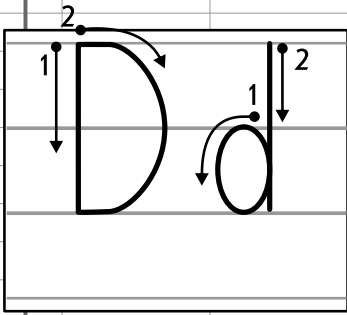
Handwriting practice row 8: Cursive uppercase 'C' and lowercase 'c' with arrows showing stroke direction.

Handwriting practice row 9: Cursive uppercase 'C' and lowercase 'c' with arrows showing stroke direction.

Handwriting practice row 10: Cursive uppercase 'C' and lowercase 'c' with arrows showing stroke direction.

Handwriting practice row 11: Cursive uppercase 'C' and lowercase 'c' with arrows showing stroke direction.





D D D D D D D D D D

d d d d d d d d d d

D D D D D D D D D D

d d d d d d d d d d

Dd Dd Dd Dd Dd Dd Dd

Dd Dd Dd Dd Dd Dd Dd

dab dab dab dab dab dab dab

bad bad bad bad bad bad bad



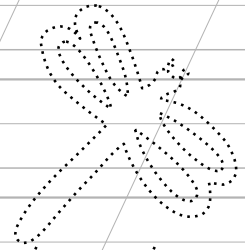



cad cad cad cad cad cad

dad dad dad dad dad dad

o o o o o o o l l l l l l l l l l l l

))))))))))



d d d d d d d d d

D D D D D D D D D

d d d d d d d d d


Dd Dd Dd Dd Dd Dd

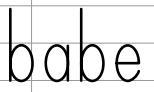
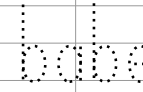
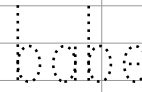
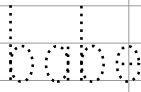
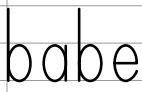
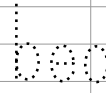
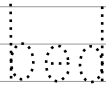

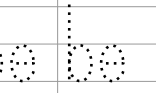
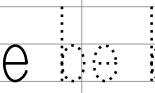

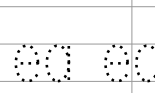
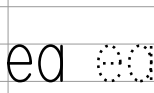
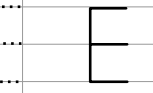
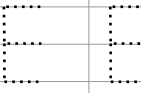
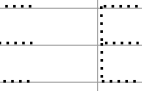
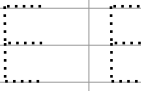
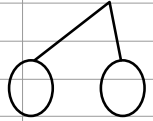
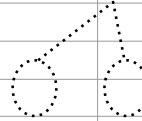
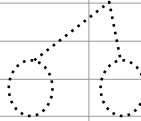
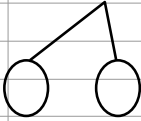
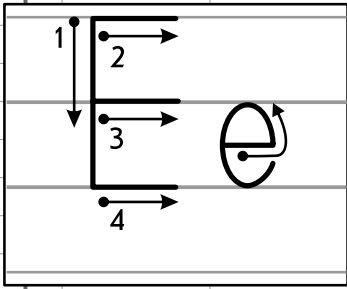
Dd Dd Dd Dd Dd Dd

d a d a d a d a d a d a

dad dad dad dad dad dad



bad bad bad bad bad bad





ll ll ll ll

llll llll llll llll llll



E E E E E E E E E E E E

e e e e e e e e e e e e

E E E E E E E E E E E E


e e e e e e e e e e e e

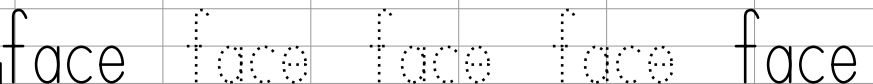
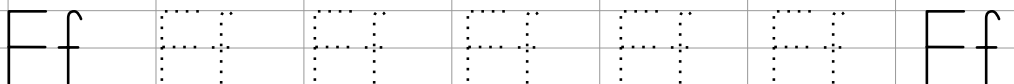

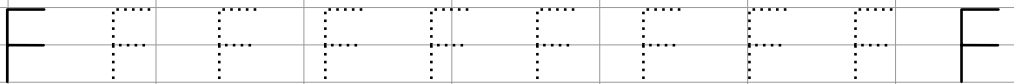

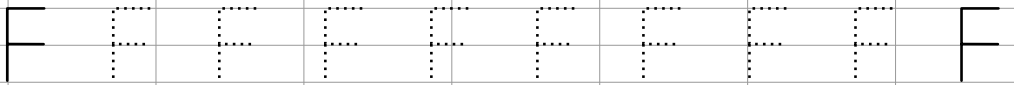
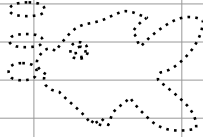
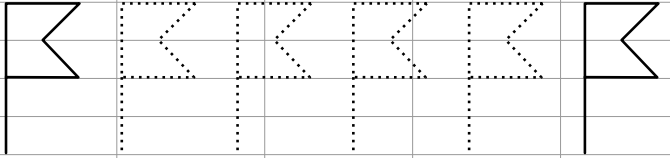
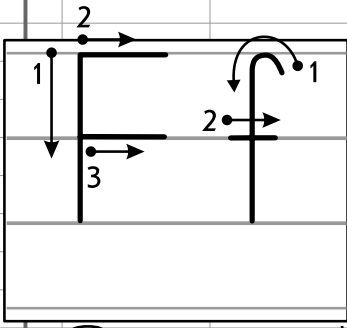
Ee Ee Ee Ee Ee Ee Ee Ee

Ee Ee Ee Ee Ee Ee Ee Ee

ea ea ea ea be be be be

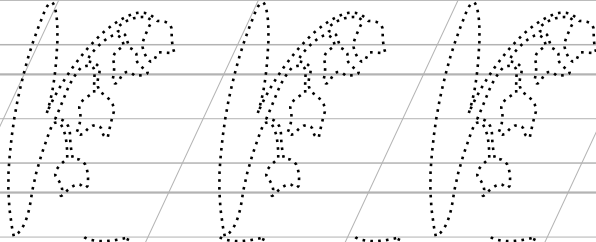

bed bed bed bed bed bed





H H H H H H H

P P P P P P P



F F F F F F F F

f f f f f f f

F F F F F F F

f f f f f f f



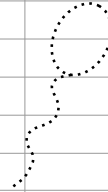
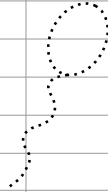

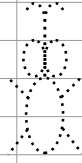

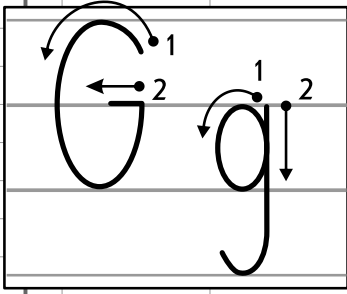
Ff Ff Ff Ff Ff Ff

fee fee fee fee fee fee

face face face face face

fed fed fed fed fed





G

G

G

G

G

G

G

G

G

G

g

g

g

g

g

g

g

g

g

g

G

G

G

G

G

G

G

G

G

G

g

g

g

g

g

g

g

g

g

g

Gg

Gg

Gg

Gg

Gg

Gg

Gg

Gg

Gg

Gg

Gg

Gg

Gg

Gg



cage

cage

cage

cage

cage

bag

bag

bag

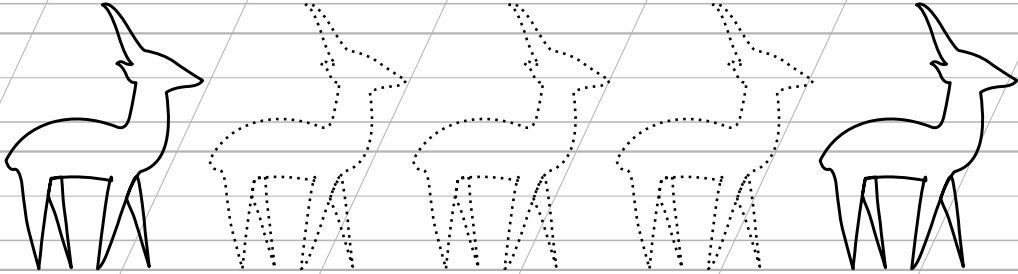
bag

bag

bag

Handwriting practice for uppercase 'H' in cursive. The first row shows four examples: a solid cursive 'H', a dotted cursive 'H', a solid cursive 'H', and a dotted cursive 'H'.

Handwriting practice for lowercase 'h' in cursive. The first row shows six examples: a solid cursive 'h', a dotted cursive 'h', a solid cursive 'h', a dotted cursive 'h', a solid cursive 'h', and a dotted cursive 'h'.




Handwriting practice for lowercase 'y' in cursive. The first row shows ten examples: a solid cursive 'y', a dotted cursive 'y', a solid cursive 'y', a dotted cursive 'y', a solid cursive 'y', a dotted cursive 'y', a solid cursive 'y', a dotted cursive 'y', a solid cursive 'y', and a dotted cursive 'y'.

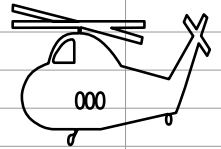
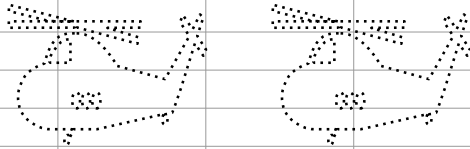
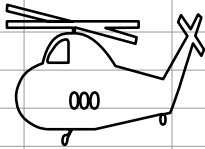
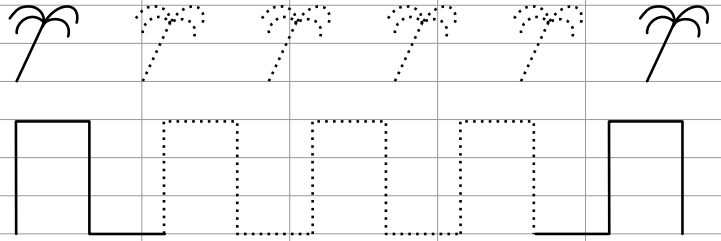
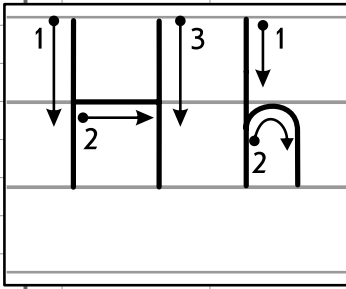
Handwriting practice for cursive 'y' and 'g'. The first row shows eight examples of cursive 'y' (solid and dotted) followed by a solid cursive 'y'. The second row shows eight examples of cursive 'g' (solid and dotted) followed by a solid cursive 'g'.

Handwriting practice for cursive 'y' and 'g'. The first row shows eight examples of cursive 'y' (solid and dotted) followed by a solid cursive 'y'. The second row shows eight examples of cursive 'g' (solid and dotted) followed by a solid cursive 'g'.

Handwriting practice for the word 'bag' in cursive. The first row shows five examples: a solid cursive 'bag', a dotted cursive 'bag', a solid cursive 'bag', a dotted cursive 'bag', and a solid cursive 'bag'.

Handwriting practice for the word 'cage' in cursive. The first row shows five examples: a solid cursive 'cage', a dotted cursive 'cage', a solid cursive 'cage', a dotted cursive 'cage', and a solid cursive 'cage'.





H H H H H H H H H H

h h h h h h h h h h


H H H H H H H H H H

h h h h h h h h h h

Hh Hh Hh Hh Hh Hh Hh Hh

Hh Hh Hh Hh Hh Hh Hh Hh

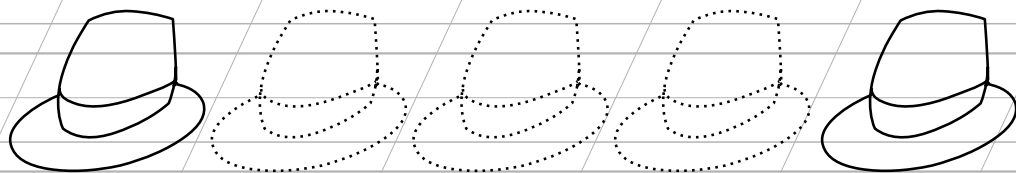

ha ha ha ha he he he he he



head head head head

Hi Hi Hi Hi Hi Hi Hi Hi

Handwriting practice for the letter 'h'. The first row shows a series of 'h' characters on a four-line grid, alternating between solid and dotted. The second row shows the word 'hill' written in cursive, also alternating between solid and dotted.



Handwriting practice for the letter 'H'. The row contains nine 'H' characters on a four-line grid, alternating between solid and dotted.

Handwriting practice for the letter 'h'. The row contains nine 'h' characters on a four-line grid, alternating between solid and dotted.

Handwriting practice for the letter 'H'. The row contains nine 'H' characters on a four-line grid, alternating between solid and dotted.


Handwriting practice for the letter 'h'. The row contains nine 'h' characters on a four-line grid, alternating between solid and dotted.

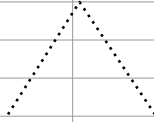
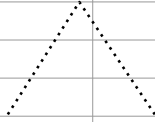
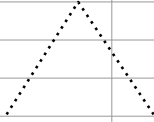
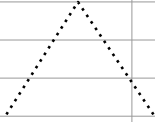
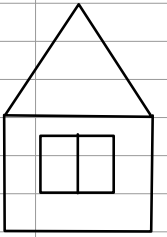
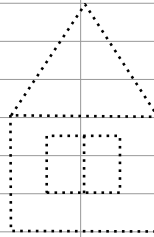
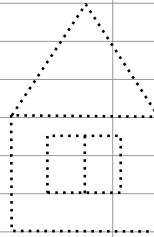
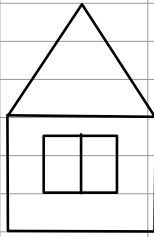
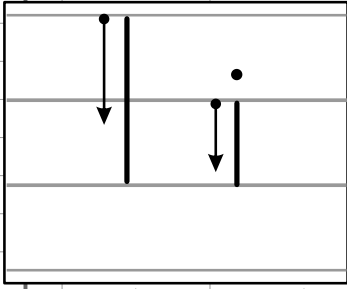
Handwriting practice for the letter 'Hh'. The row contains six 'Hh' pairs on a four-line grid, alternating between solid and dotted.

Handwriting practice for the words 'ha' and 'he'. The row contains six 'ha' or 'he' pairs on a four-line grid, alternating between solid and dotted.

Handwriting practice for the word 'high'. The row contains five 'high' words on a four-line grid, alternating between solid and dotted.

Handwriting practice for the word 'head'. The row contains five 'head' words on a four-line grid, alternating between solid and dotted.






Tracing practice for the letter 'i'. The first row contains 11 vertical lines, each with a dot above it. The second row contains 11 pairs of vertical lines, each with a dot above the left line. The third row contains 11 pairs of vertical lines, each with a dot above the left line.

Tracing practice for the letter 'li'. The first row contains 11 pairs of vertical lines, each with a dot above the left line. The second row contains 11 pairs of vertical lines, each with a dot above the left line.

ice ice ice ice ice ice ice


idea idea idea idea idea



if if if if if if if

U U U U U U U

U U U U U U U



U U U U U U U

U U U U U U U

U U U U U U U

U U U U U U U

U U U U U U U

U U U U U U U

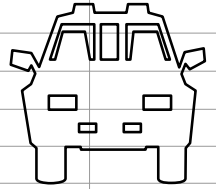


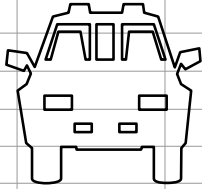
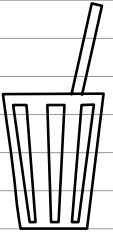

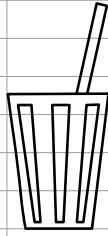
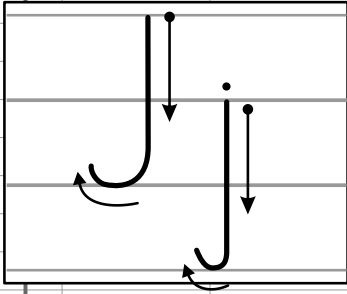
U U U U U U U

idea idea idea idea idea

ice ice ice ice ice ice

if if if if if if





J J J J J J J J J

j j j j j j j j j

J J J J J J J J J

j j j j j j j j j

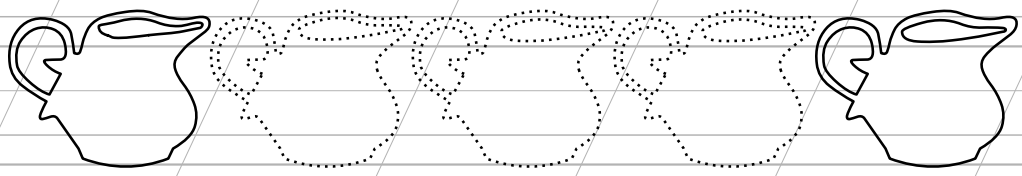

Jj Jj Jj Jj Jj Jj Jj

job job job job job job

jig jig jig jig jig jig



J J J J J J J J J J
j j j j j j j j j j



J J J J J J J J J J

j j j j j j j j j j

J J J J J J J J J J


j j j j j j j j j j

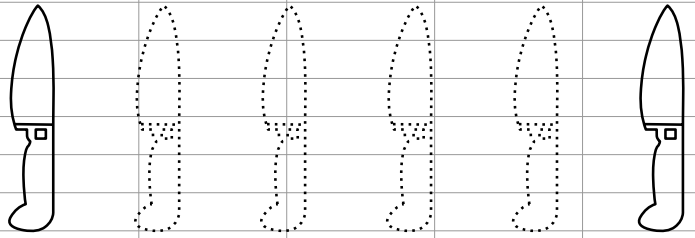
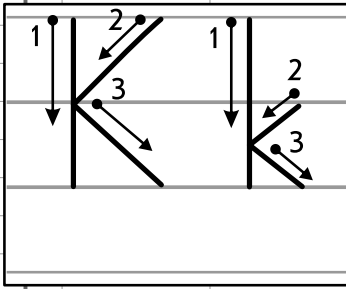
Jj Jj Jj Jj Jj Jj Jj Jj

job job job job job job job

jig jig jig jig jig jig

Jack Jack Jack Jack





K K K K K K K K K K

k k k k k k k k k k

K K K K K K K K K K

k k k k k k k k k k

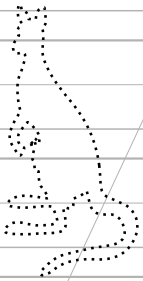

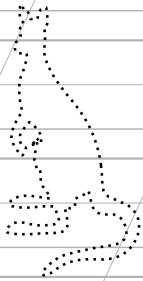
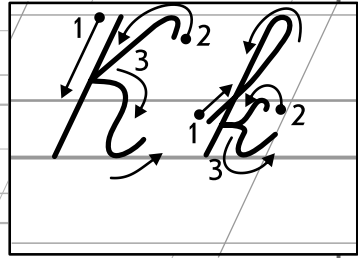
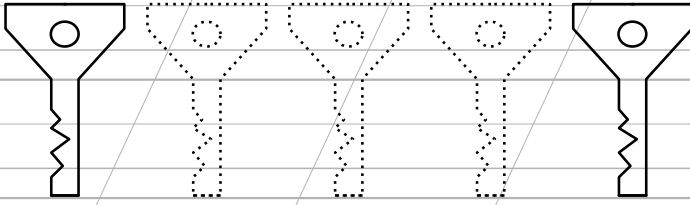
Kk Kk Kk Kk Kk Kk Kk

keg keg keg keg kid kid kid kid

kick kick kick kick kick

kebab kebab kebab kebab





K K K K K K K K K K

k k k k k k k k k k


K K K K K K K K K K



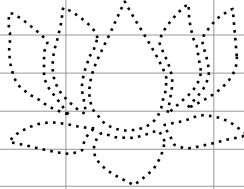

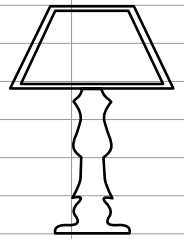
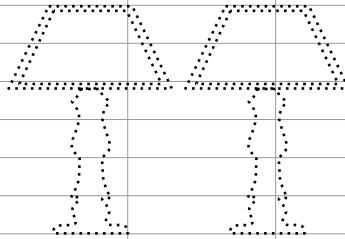
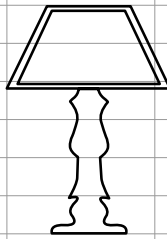
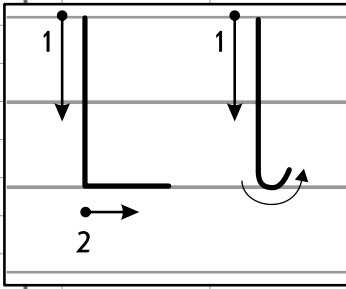
k k k k k k k k k k

kay kay kay kid kid kid kid

kick kick kick kick kick

kebab kebab kebab kebab





L L L L L L L L L L

l l l l l l l l l l


L L L L L L L L L L

l l l l l l l l l l

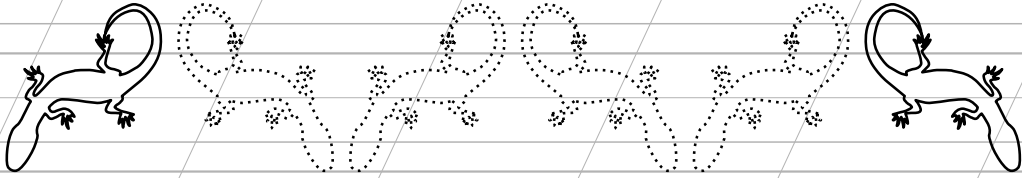
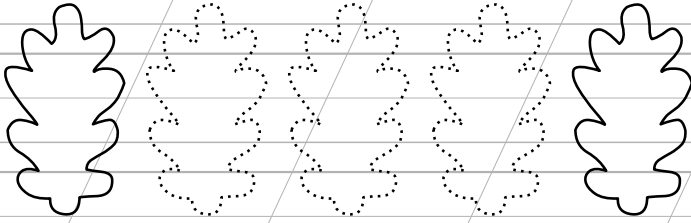
lab lab lab lad lad lad lad

label label label label label

lake lake lake lake lake



leaf leaf leaf leaf leaf



L L L L L L L L L

l l l l l l l l l

L L L L L L L L L

l l l l l l l l l

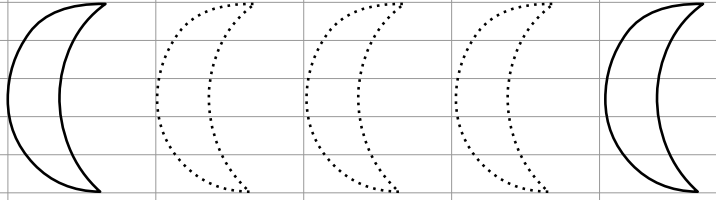
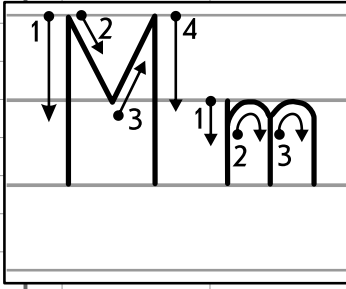
lab lab lab lab lab lab lab

label label label label label

leaf leaf leaf leaf leaf

lake lake lake lake lake





M M M M M M M M M M M

m m m m m m m m m m m

M M M M M M M M M M M


m m m m m m m m m m m

Mm Mm Mm Mm Mm Mm Mm

me me me me mac mac mac

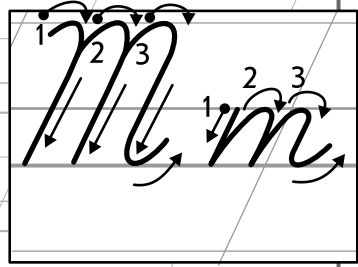

mama mama mama mama

madam madam madam madam



meal meal meal meal meal

milk milk milk milk milk



M M M M M M M

m m m m m m m

M M M M M M M

m m m m m m m

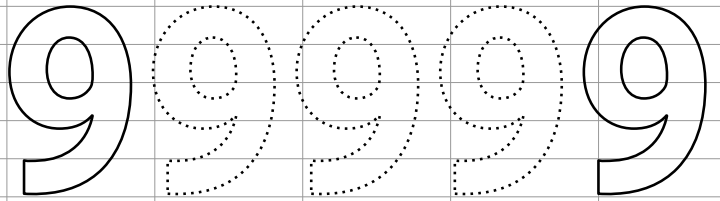
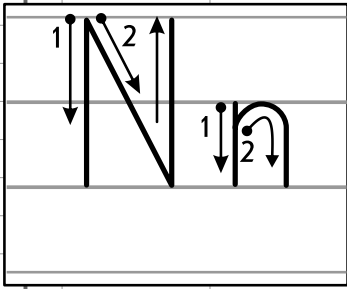
Mm Mm Mm Mm Mm

me me me me mac mac mac

madam madam madam

milk milk milk milk





No

No

No

No

N N N N N N N N N N

n n n n n n n n n n

N N N N N N N N N N

n n n n n n n n n n

N n N n N n N n N n N n N n

name name name name name

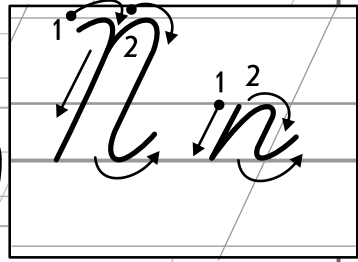
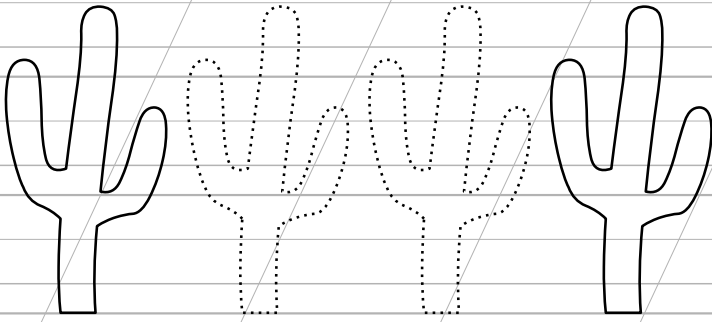
nail nail nail nail nail

need need need need need

nice nice nice nice nice

neck neck neck neck neck





N N N N N N N N N N

n n n n n n n n n n

N N N N N N N N N N

n n n n n n n n n n


Nn Nn Nn Nn Nn Nn


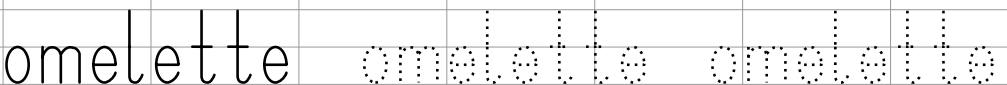
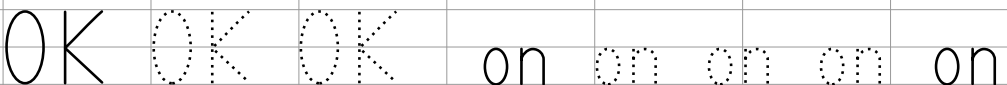
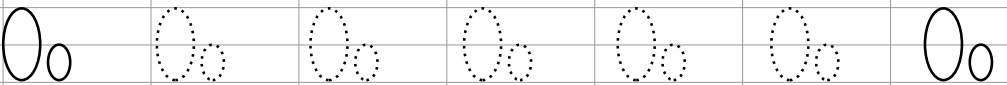
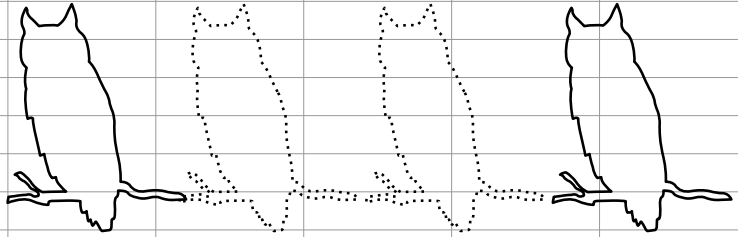
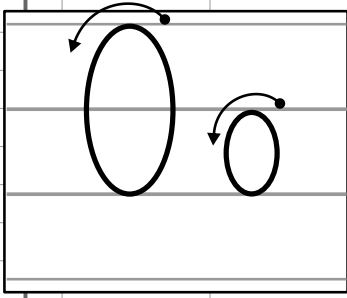
name name name name

nail nail nail nail

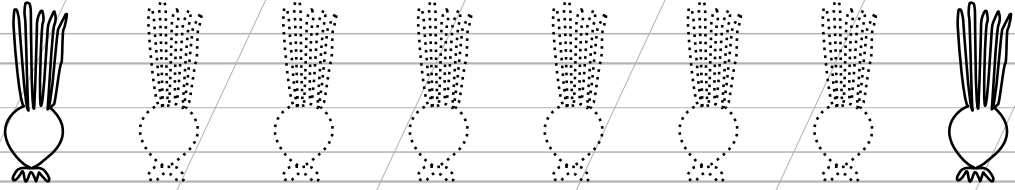

need need need need

neck neck neck neck





O O O O O O O



O O O O O O O O O O

o o o o o o o o o o

O O O O O O O O O O

o o o o o o o o o o

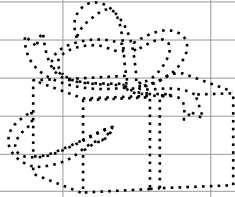


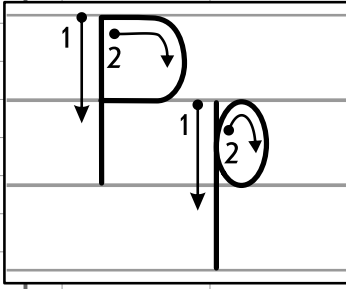
Oo Oo Oo Oo Oo Oo Oo Oo

OK OK OK OK on on on on

omelette omelette omelette

old old old old old old





P P P P P P P P P P

p p p p p p p p p p

P P P P P P P P P P

p p p p p p p p p p

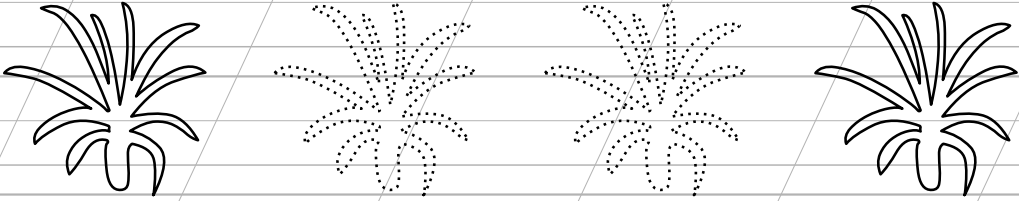
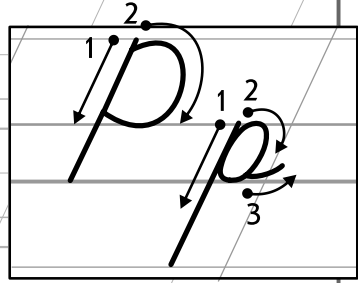
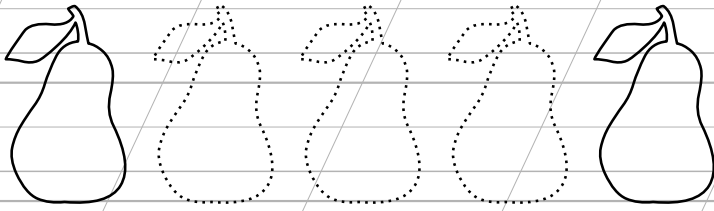
Pp Pp Pp Pp Pp Pp Pp

people people people people

page page page page page

pan pan pan pen pen pen





P P P P P P P P P P P P P

p p p p p p p p p p p p p
P P P P P P P P P P P P P

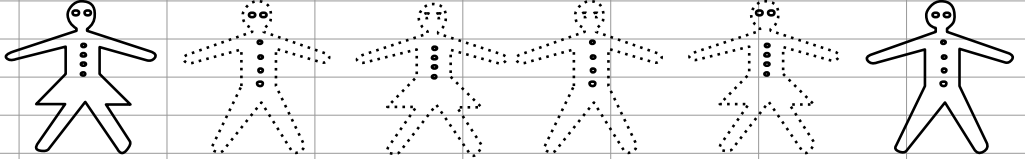
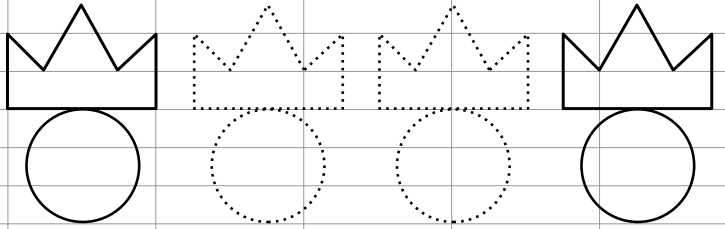
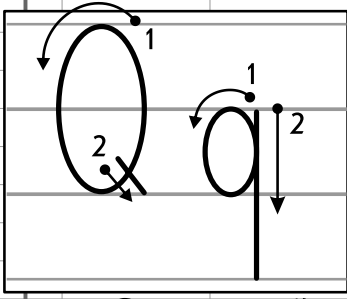
p p p p p p p p p p p p p
Pp Pp Pp Pp Pp Pp Pp Pp

people people people people

pan pan pan pan pan

pen pen pen pen pen





Q Q Q Q Q Q Q Q Q Q

q q q q q q q q q q

Q Q Q Q Q Q Q Q Q Q

q q q q q q q q q q

Qq Qq Qq Qq Qq Qq Qq

quite quite quite quiet quiet quiet

question question question



quail quail quail quail

?????



Q Q Q Q Q Q Q Q Q Q

q q q q q q q q q q

Q Q Q Q Q Q Q Q Q Q

q q q q q q q q q q

Qq Qq Qq Qq Qq Qq Qq


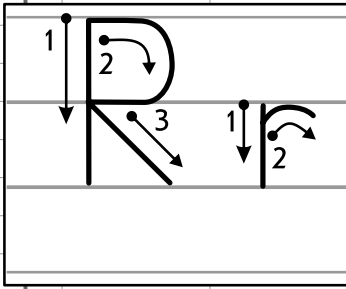
question question question

quite quite quite quite quite

quail quail quail quail

quiet quiet quiet quiet





R R R R R R R R R R R

r r r r r r r r r r r

R R R R R R R R R R R

r r r r r r r r r r r

Rr Rr Rr Rr Rr Rr Rr Rr Rr


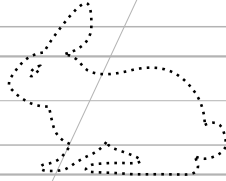
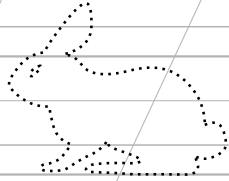


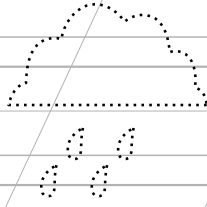
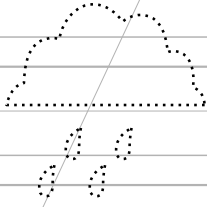
rain rain rain rain rain rain

remember remember remember

red red red red red red

room room room room





R R R R R R R R R R

r r r r r r r r r r

R R R R R R R R R R


r r r r r r r r r r


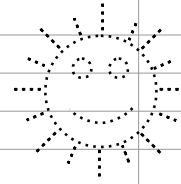
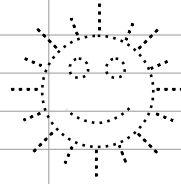
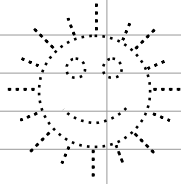

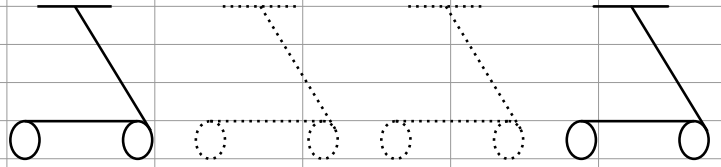

Rr Rr Rr Rr Rr Rr Rr

remember remember remember

rain rain rain rain rain

room room room room





S S S S S S S S S S

s s s s s s s s s s

S S S S S S S S S S

s s s s s s s s s s


Ss Ss Ss Ss Ss Ss Ss Ss


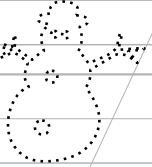
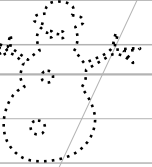
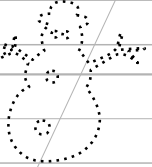
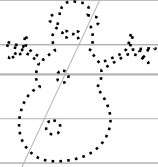

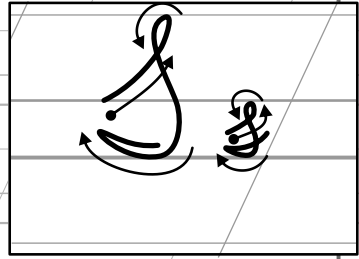

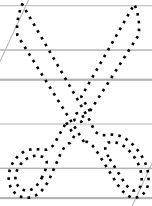


sing sing sing sing sing sing

shop shop shop shop shop shop

space space space space

some some some some





sun

sun

sun

shop

shop

shop

space

space

space

space

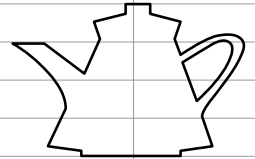
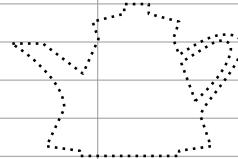
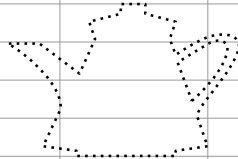
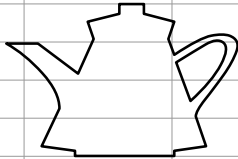
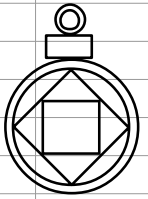
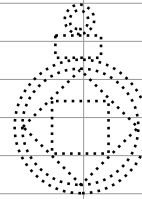
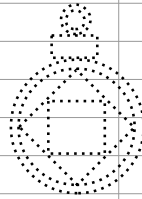

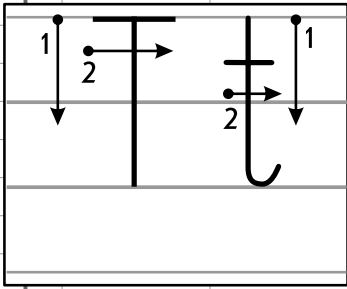
some

some

some

some





T T T T T T T T T T T T T

t t t t t t t t t t t t t

T T T T T T T T T T T T T

t t t t t t t t t t t t t

Tt Tt Tt Tt Tt Tt Tt Tt Tt

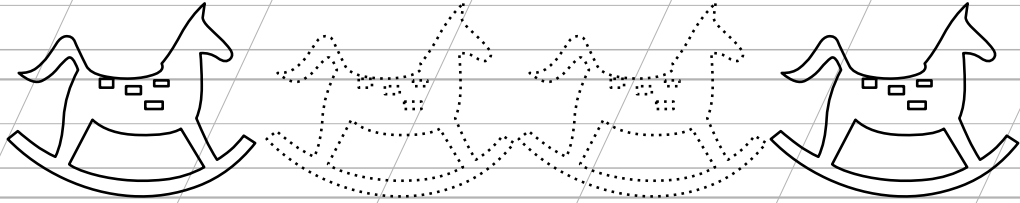

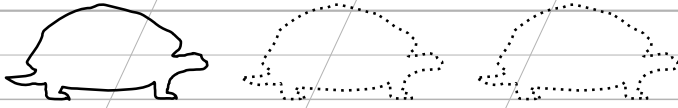
this this this this this this

talk talk talk talk talk talk

to to to to tea tea tea tea

that that that that that that





J J J J J J J J J J

t t t t t t t t t t

J J J J J J J J J J

t t t t t t t t t t

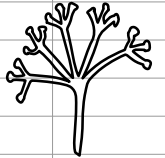


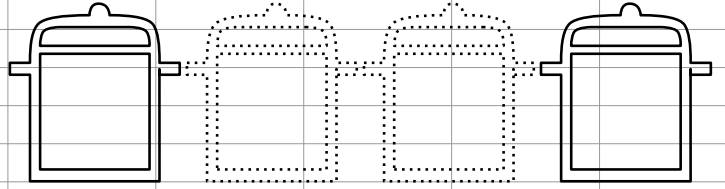
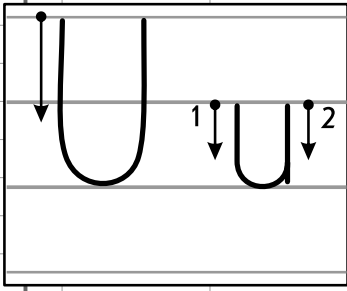
Jt Jt Jt Jt Jt Jt Jt Jt

this this this thank thank

talk talk talk talk talk

to to to to tea tea tea





U U U U U U U U U

u u u u u u u u u

U U U U U U U U U

u u u u u u u u u

Uu Uu Uu Uu Uu Uu Uu


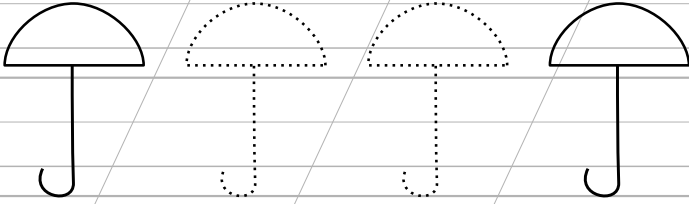
uncle uncle uncle uncle uncle

umbrella umbrella umbrella

up up up up up up up

us us us us us us us





U U U U U U U U U U

u u u u u u u u u u

U U U U U U U U U U

u u u u u u u u u u

Uu Uu Uu Uu Uu Uu Uu

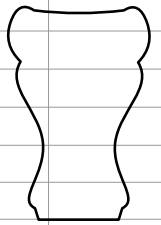
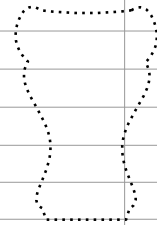
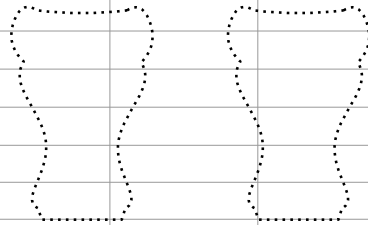
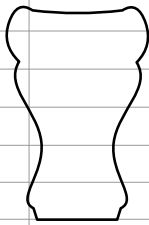

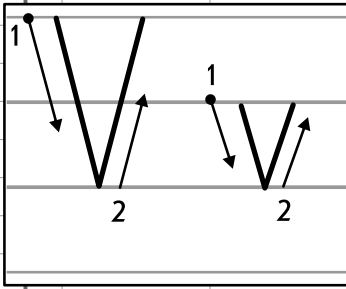
uncle uncle uncle uncle uncle

umbrella umbrella umbrella

up up up up up up up

us us us us us us us





V

v

V

v

V

v

V

v

V

v

v

v

v

v

v

v

v

v

v

v

V

V

V

V

V

V

V

V

V

V

v

v

v

v

v

v

v

v

v

v

vacuum

vacuum

vacuum

vacuum

video

video

video

video

video

very

very

very

very

very



vet



vet

vet

vet

vet

vet



V V V V V V V V V

v v v v v v v v v

V V V V V V V V V

v v v v v v v v v

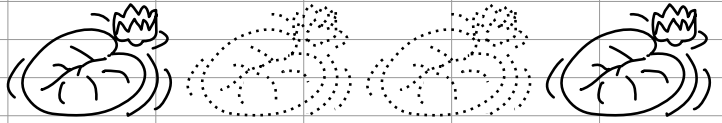
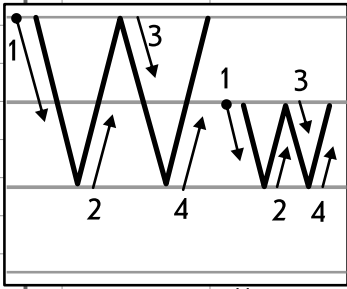
vacuum vacuum vacuum

video video video video

very very very very

vet vet vet vet vet





W W W W W W W


w w w w w w w w

W W W W W W W

w w w w w w w w

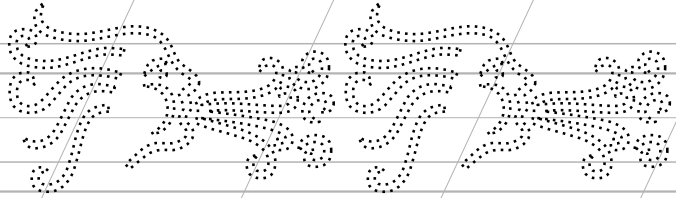


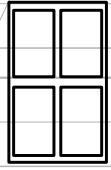
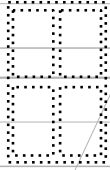
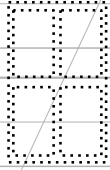
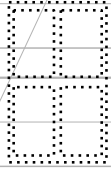
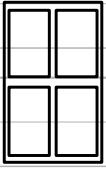
walk walk walk walk walk

want want want want want



we we we we we we

wear wear wear wear wear



W W W W W W W

w w w w w w w

W W W W W W W

w w w w w w w

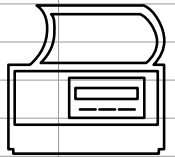
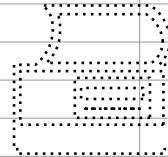
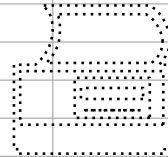
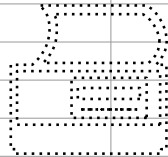
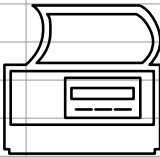

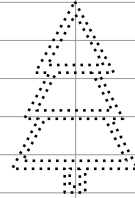
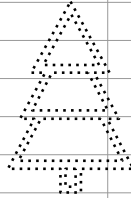

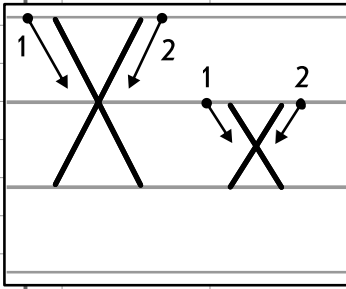
walk walk walk walk walk

want want want want want

we we we we we we we

wear wear wear wear





X

X

X

X

X

X

X

X

X

X

x

x

x

x

x

x

x

x

x

x

X

X

X

X

X

X

X

X

X

X

x

x

x

x

x

x

x

x

x

x

Xx

Xx

Xx

Xx

Xx

Xx

Xx

Xerox

Xerox

Xerox

Xerox

Xmas

Xmas

Xmas

Xmas

x-ray

x-ray

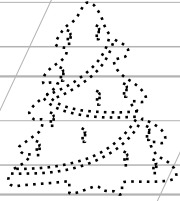
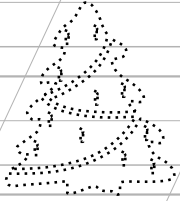
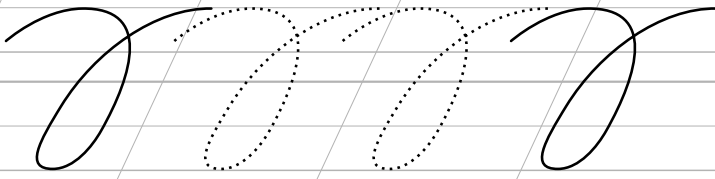
x-ray

x-ray



xylophone

xylophone



X X X X X X X X X

x x x x x x x x x

X X X X X X X X X


x x x x x x x x x

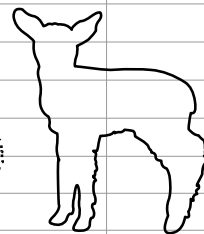

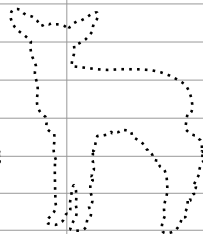


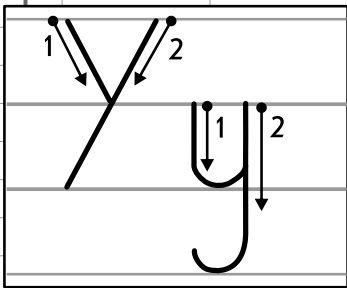
Xx Xx Xx Xx Xx Xx

Xerox Xerox Xerox Xerox

Xmas Xmas Xmas Xmas

x-ray x-ray x-ray





y y y y y y y y y y

y y y y y y y y y y

Y Y Y Y Y Y Y Y Y Y


y y y y y y y y y y

young young young young

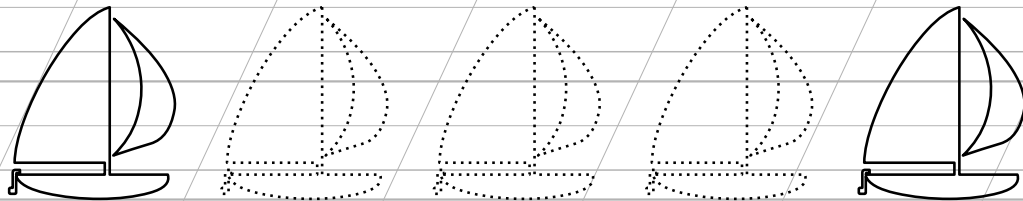
yellow yellow yellow yellow

year year year year

yes yes yes you you you



U U U U U



Y Y Y Y Y Y Y Y

y y y y y y y y

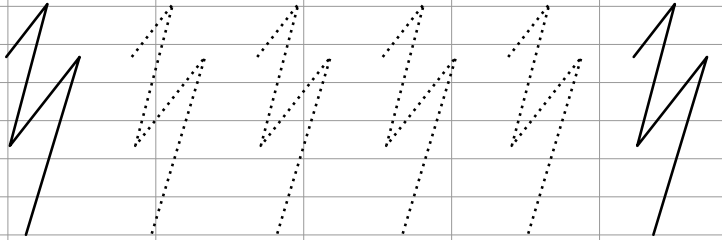
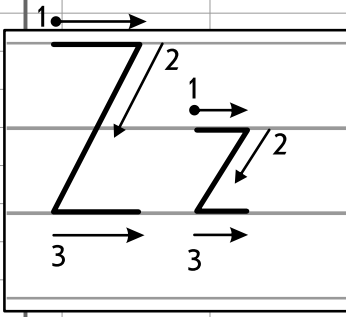
yellow yellow yellow yellow

year year year year year

yes yes yes yes yes

you you you you you





Z Z Z Z Z Z Z Z Z Z

z z z z z z z z z z

Z Z Z Z Z Z Z Z Z Z

z z z z z z z z z z

Zz Zz Zz Zz Zz Zz Zz

Zz Zz Zz Zz Zz Zz Zz

zipper zipper zipper zipper

zigzag zigzag zigzag zigzag

zucchini zucchini zucchini


zero zero zero zero zero

zone zone zone zone zone



z z z z z z z z

z z z z z z z z



z z z z z z z z z z

z z z z z z z z z z

z z z z z z z z z z

z z z z z z z z z z


zz zz zz zz zz zz zz zz

zigzag zigzag zigzag zigzag

zipper zipper zipper zipper

zero zero zero zero

zone zone zone zone



Буквосполучення

sh [ʃ] she she she she she she

ship ship ship ship ship ship

th [θ] thin thin thin thin thin thin

Earth Earth Earth Earth

th [ð] the the the the the the

mother mother mother mother

ch [tʃ] chair chair chair chair

teach teach teach teach

ir [ɜ:] bird bird bird bird

ck [k] sock sock sock sock sock

black black black black black

oi [ɔɪ] point point point point

ur [ɜ:] burn burn burn burn

ow [aʊ] town town town town

kn [n] know know know know

wh [w] what what what what

white white white white white

ar [ɑ:] arm arm arm arm arm

car car car car car car

ai [eɪ] rain rain rain rain rain

main main main main main

ay [eɪ] May May May May

day day day day day

al [ɔ:l] ball ball ball ball ball

au [ɔ:] autumn autumn autumn

aw [ɔ:] law law law law law

strawberries strawberries

ea [i:] eat eat eat eat eat

oy [ɔɪ] toy toy toy toy toy

ey [eɪ] they they they they they

ee [i:] see see see see see


ei [eɪ] eighth eighth eighth

or [ɔ:] form form form form


oo [u] good good good good


ou [aʊ] out out out out out

СЛОВНИЧОК


 anchor anchor anchor


 acorn acorn acorn acorn

 airplane airplane airplane


 apple apple apple apple


 butterfly butterfly butterfly

 baby baby baby baby baby

 car car car car car car

 camel camel camel camel

 flower flower flower

 dog dog dog dog dog dog

 dragon-fly dragon-fly



daisy daisy daisy daisy daisy



eagle eagle eagle eagle



elephant elephant



fish fish fish fish fish



flower flower flower



frog frog frog frog frog



gazelle gazelle gazelle



giraffe giraffe giraffe



helicopter helicopter



hat hat hat hat hat hat



horse horse horse horse



ice-cream ice-cream



juice juice juice juice



jeep jeep jeep jeep



jug jug jug jug jug



jet jet jet jet jet



knife knife knife knife



kangaroo kangaroo



key key key key key



cat cat cat cat cat



lamp lamp lamp lamp



lotus lotus lotus lotus



lizard lizard lizard



leaf leaf leaf leaf leaf



mouse mouse mouse




mushroom mushroom



mask mask mask mask



madam madam madam



moon moon moon moon



narcissus narcissus narcissus



owl owl owl owl owl



orangutang orangutang



oval oval oval oval oval



onion onion onion onion



ox ox ox ox ox ox ox



palm palm palm palm



present present present



pear pear pear pear pear



plant plant plant plant



penguin penguin penguin



quack quack quack quack



queen queen queen queen



ram ram ram ram ram



race race race race race



rain rain rain rain rain



rabbit rabbit rabbit



rose rose rose rose rose



scooter scooter scooter



sun sun sun sun sun



scissors scissors scissors



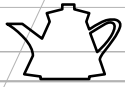
snowman snowman



skip skip skip skip skip



toy toy toy toy toy



tea-pot tea-pot tea-pot



tortoise tortoise tortoise



tango tango tango tango



utensil utensil utensil



umbel umbel umbel umbel



umbrella umbrella





uncle uncle uncle uncle


 volleyball volleyball

 vase vase vase vase vase


 snake snake snake snake


 vine vine vine vine vine


 violin violin violin violin

 lily lily lily lily lily

 windsurfing windsurfing

 window window window

 wind wind wind wind

 wader wader wader

 X-tree X-tree X-tree

 xerox xerox xerox xerox



xylophone xylophone



yogurt yogurt yogurt



yearling yearling yearling



yacht yacht yacht yacht



yaffle yaffle yaffle yaffle



zucchini zucchini zucchini



zoo zoo zoo zoo zoo

1 one one

2 two two

3 three three

4 four four

5 five five

6 six six

7 seven seven

8 eight eight

9 nine nine

10 ten ten

Навчальне видання
МАТВІЄНКО Тетяна Миколаївна,
ПАЩЕНКО Лариса Василівна

ENGLISH
Зошит-шаблон
для початкової школи
(16-е видання, виправлене і доповнене)

Редактор *Т. М. Ушаньова*
Технічний редактор *А. В. Пліско*
Коректор *Є. В. Брежнев*

З питань реалізації звертатися за тел.:
у Харкові – (057) 727-70-80, 727-70-77;
Києві – (044) 599-14-53, 377-73-23;
Білій Церкві – (04563) 3-38-90;
Вінниці – (0432) 55-61-10, 27-70-08;
Дніпрі – (056) 785-01-74, 789-06-24;

И900490УА. Підписано до друку 27.01.2017.
Формат 70×90/16. Папір офсетний.
Гарнітура Шкільна. Друк офсетний.
Ум. друк. арк. 4,67.

ТОВ Видавництво «Ранок».
Свідоцтво ДК № 5215 від 22.09.2016.
61071 Харків, вул. Кібальчича, 27, к. 135.
Для листів: 61145 Харків, вул. Космічна, 21а

E-mail: office@ranok.com.ua
Тел. (057) 701-11-22, 719-48-65,
тел./факс (057) 719-58-67.

Житомирі – (0412) 41-27-95, 44-81-82;
Львові – (032) 244-14-36;
Миколаєві й Одесі – (048) 737-46-54;
Черкасах – (0472) 51-22-51, 36-72-14;
Чернігові – (0462) 62-27-43.
E-mail: commerce@ranok.com.ua

«Книга поштою»: 61051 Харків, вул. Котельниківська, 5
Тел. (057) 727-70-90, (067) 546-53-73.
E-mail: pochta@ranok.com.ua

www.ranok.com.ua

Папір, на якому надрукована ця книга,



безпечний для здоров'я
та повністю
переробляється



з оптимальною білизною,
рекомендованою
офтальмологами



вибільовався
без застосування
хлору

Разом дбаємо про екологію та здоров'я

ВИДАВНИЦТВО
РАНОК

Зошит-шаблон допоможе дітям навчитися писати напівдруковані й прописні літери.


Видання містить:

- ★ зразки до кожної літери з послідовністю її написання (розташовані за абеткою);
- ★ пунктирні малюнки (для тренування руки перед відтворенням букв);
- ★ зразки літер з обох боків рядка (для зручності використання учнями, які пишуть лівою рукою);
- ★ буквосполучення та слова, в яких вони трапляються.

сторінка з напівдрукованими літерами

послідовність написання

сторінка з прописними літерами



стилізований малюнок літери

малюнок, що ілюструє літеру



ISBN 978-617-09-1353-1



9 786170 913531

ВИДАВНИЦТВО
РАНОК

НАВЧАЛЬНО-МЕТОДИЧНА ЛІТЕРАТУРА
УСІ КНИГИ ТУТ!

- 🌐 ranok.com.ua
- ✉ e-ranok.com.ua
- ✉ pochta@ranok.com.ua
- ☎ (057) 727-70-90