

ДО ПІДРУЧНИКА «SMART JUNIOR» Г. К. МІТЧЕЛЛА

НОВА
УКРАЇНЬСЬКА
ШКОЛА

англійська МОВА

Ефективне навчання • Захопливе відпрацювання • Легке засвоєння

2



РОБОЧИЙ ЗОШИТ
ІЗ ПРОПИСАМИ

ЛІНГВО
БООК

УДК 811.111:373.3(076)
Г79

Грейс, Лана

Г79 Англійська мова. 2 клас : робочий зошит із прописами (до підруч. Г. К. Мітчелла) / Лана Грейс. — Київ : УЦПА, 2019. — 80 с. : іл.

ISBN 978–617–7048-41-0

Робочий зошит укладений до підручника «Англійська мова. English» Г. К. Мітчелла й призначений для більш детального відпрацювання його матеріалу. Різноманітні завдання зошита спрямовані на розвиток комунікативних умінь учнів.

Відповідає типовим освітнім програмам з іноземних мов, затвердженим Міністерством освіти і науки України, враховує принципи концепції Нової української школи.

Для учнів 2-х класів закладів загальної середньої освіти і вчителів англійської мови.

УДК 811.111:373.3(076)

ISBN 978–617–7048-41-0

© Лана Грейс, 2019
© Андріана Генгер, ілюстрації, 2019
© ТОВ «Український центр підготовки абітурієнтів», 2019

1 Find and circle greetings. Знайди й обведи слова-привітання.

I am Hi UNIT Listen
 Good morning Hello Goodbye He

2 Spell the words. Find and colour their letters in the picture. Прочитай слова по буквах. Знайди на малюнку й розфарбуй букви, з яких вони складаються.



HELLO
 GOODBYE
 HI

3 Look, say and circle. Подивись, назви слова й обведи літери.



1

b / d



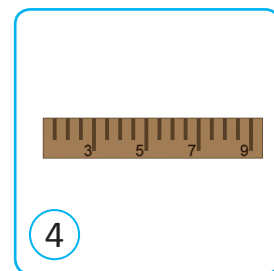
2

q / p




3

p / g



4

t / r



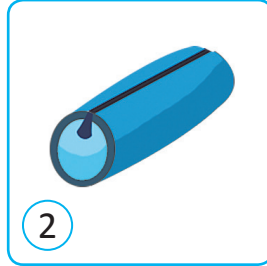
1 WE'RE BACK!

Lesson 1b

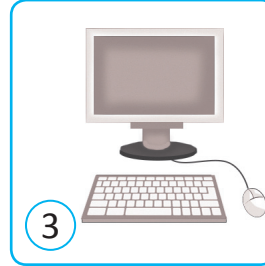
1 Look, read and circle. Подивись, прочитай і обведи.



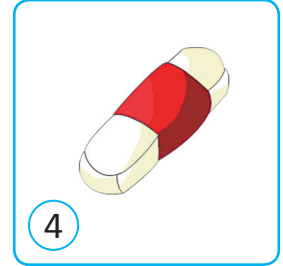
bag / pen



red pencil /
pencil case

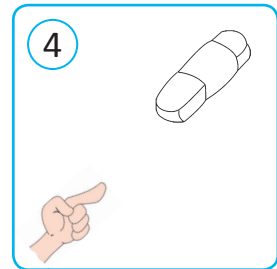
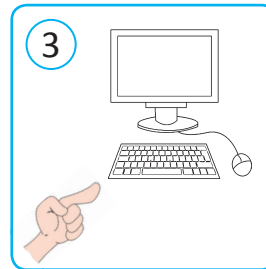
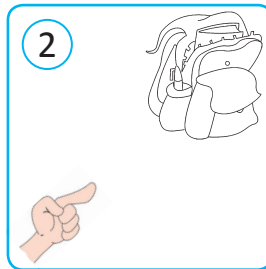
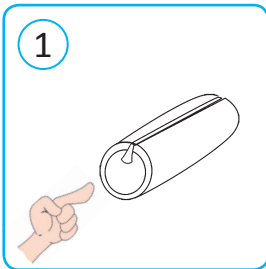


computer /
school



rubber / ruler

2 Colour, ask and answer. Розфарбуй, запитай і дай відповідь.



— What's this?
— It's a pencil case.

— What's that?
— It's a...

3 Circle the odd picture and say. Обведи зайвий малюнок і скажи.



A pencil
case!

1 Trace, colour and name. Наведи, розфарбуй і назви цифри.

1 2 3 4 5 6 7 8 9 10

One...

2 Count, match and say. Порахуй, поєднай і скажи.



8 4 9 5 7 3

Five ants.

3 Colour, ask and answer. Розфарбуй, запитай і дай відповідь.



- What are these?
- They're pens.
- What's this?
- It's a ruler.

1 WE'RE BACK!

Story Time 1

1 Match. Поєднай.

1 six three 3 ten 9
five two 8 four nine one 7
2 5 10 6 eight 4 seven

2 Colour, count and say. Розфарбуй, порахуй і скажи.

Two books.

3 Trace and write. Наведи й напиши.

hello						
star						
teacher						
welcome						

- 1** Complete and read. Then colour correctly. Дововни і прочитай. Потім правильно розфарбуй.


from bag ~~My~~ is green These

My name's Bob.
 I'm _____ the UK.
 My _____ is red.
 _____ are my pencils.
 They are _____.
 This _____ my pen.
 It is blue.



- 2** Draw your self-portrait and your school things. Write about yourself. Намалюй себе і свої шкільні речі. Напиши про себе.

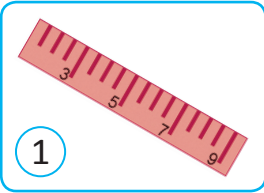
My name's _____.
 I'm from _____.
 My _____ is _____.
 This is my _____. It is _____.
 These are my _____. They are _____.



1 WE'RE BACK!


Smart Time 1

1 Look and write the missing letters. Подивись і впиши пропущені літери.




1

ru er




2

gr en



3

se en



4

co puter

2 Play the game «Sea Battle». Пограйте в «Морський бій».

A. Draw 5 school things in 5 cells. Намалюй 5 шкільних речей у 5 клітинках.

	1	2	3	4	5	6	7	8	9	10
A										
B										
C										
D										
E										

B. Ask your friend and put a cross (x). Запитуй друга/подругу і став хрестик (x), коли вгадаєш.

	1	2	3	4	5	6	7	8	9	10
A										
B										
C										
D										
E										



1 Find and circle 7 school words. Знайди й обведи 7 назв шкільних речей.

F	R	P	E	N	C	I	L	E	Q
D	U	Z	R	D	O	V	C	I	B
B	L	A	U	K	B	O	O	R	O
A	E	Q	B	D	P	B	M	S	O
G	R	U	B	B	E	S	P	E	K
E	S	R	E	E	N	U	U	J	D
O	E	D	R	V	C	Q	T	P	N
P	M	J	K	J	I	I	E	W	G
L	P	D	E	S	K	N	R	E	F


2 Choose your winning star. What have you got? Обери собі зірку-приз. Що ти виграв/виграла?



A pencil case!

3 Draw school things. Ask and answer. Намалюй шкільні речі. Запитай і дай відповідь.

— What's this?
— It's a book!



1 WE'RE BACK!

Now I Can!

 Circle the correct variant. Обведи правильный вариант.

1) This is a bag.

A.



B.



C.



2) This is a pencil case.

A.



B.



C.



3) The apple is green.

A.



B.



C.



4) — What are _____?

— They are stars.

A. these

B. this

C. that

5) — What is _____?

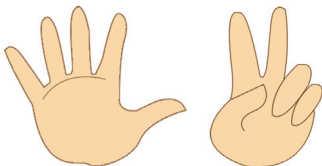
— It's my rubber.

A. they

B. this

C. these

6)

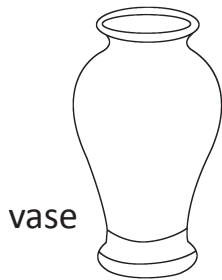


A. three

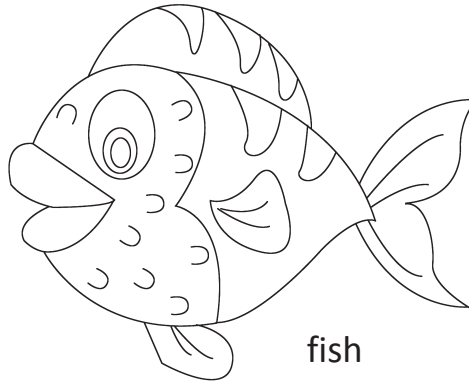
B. eight

C. seven

1 Colour and say. Розфарбуй і скажи.



vase



fish

2 Write down the missing letter to get the words. Впиши пропущену літеру, щоб вийшли слова.

f	u	n	n	y
i				
s				
h				

	a	n
a		
s		
e		

	a	t
o		
u		
r		


3 Trace and write. Наведи й напиши.

fat						
van						
feet						
violin						

2 PARTY TIME!

Lesson 2a

1 Draw, colour and say. Домалуй, розфарбуй і скажи.



2 Count and match. Ask and answer. Порахуй і поєднай. Запитай і дай відповідь.



3 How many presents can you see? Circle, count and say.
Скільки подарунків ти бачиш?
Обведи, порахуй і скажи.



1 Guess, draw and say. Здогадайся, домалюй і скажи.



2 Colour, ask and answer. Розфарбуй, запитай і дай відповідь.




- 3 Look at the pictures. Circle and say what is different. Подивись на малюнки. Обведи й назви відмінності.




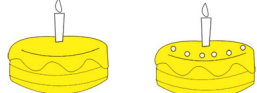

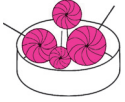


One teddy bear — two teddy bears.

1 Colour the toys. Ask and answer. Розфарбуйте іграшки. Запитай і дай відповідь.



— What colour are the balls?
— They're orange and green.

2 Look and complete the sentences. Подивись на малюнки й доповни речення.


<p>1 </p>	<p>— What are those? — They're <u>hats</u> . — What colour are they? — They're <u>black</u> .</p>
<p>2 </p>	<p>— What are those? — They're _____ . — What colour are they? — They're _____ .</p>
<p>3 </p>	<p>— What are those? — They're _____ . — What colour are they? — They're _____ .</p>
<p>4 </p>	<p>— What are those? — They're _____ . — What colour are they? — They're _____ .</p>
<p>5 </p>	<p>— What are those? — They're _____ . — What colour are they? — They're _____ .</p>
<p>6 </p>	<p>— What are those? — They're _____ . — What colour are they? — They're _____ .</p>

2 PARTY TIME!

Let's Play 2


1 Read and colour correctly. Count and say. Прочитай і правильно розфарбуй. Порахуй і скажи.

1 — brown 2 — orange 3 — pink 4 — green



2 Draw your toys. Act out.
Намалюй свої іграшки.
Розіграйте.

- Are they dolls?
- No, they aren't.
- Are they teddy bears?
- Yes, they are.



1 Look and guess the words. Write. Подивись і відгадай слова. Напиши.

1) b a l l o o n

2)

3)


4)

5)



2 Draw presents for your friend.
Act out. Намалюй подарунки для свого друга/своєї подруги. Розіграйте.

— Happy birthday!
 This is for you.
 — Thank you!
 What's this?
 — It's a...!



2 PARTY TIME!

Smart World 2

1 Match the words and write. Then match with the pictures. Поєднай слова й напиши. Потім добери малюнки.


make	a present	<input checked="" type="checkbox"/>	<i>make breakfast</i>
Mother's	card	<input type="checkbox"/>	_____
give	and flowers	<input type="checkbox"/>	_____
Happy	Birthday!	<input type="checkbox"/>	_____
birthday	breakfast	<input type="checkbox"/>	_____
a present	Day	<input type="checkbox"/>	_____



2 Draw the card for your mum. Sign it. Намалюй листівку для своєї матусі. Підпиши її.

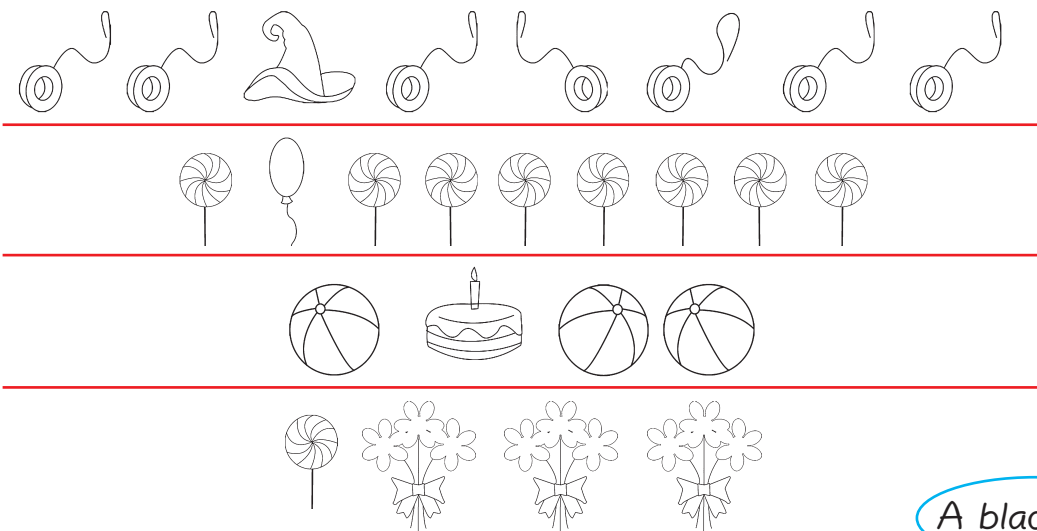
<p>Dear _____!</p> <p>Happy _____!</p> <p style="text-align: center;">Love,</p> <p style="text-align: center;">_____</p>	
--	--

1 Trace, colour and say. Наведи, розфарбуй і скажи.




This is a ball.
It's green.

2 Colour the odd picture and say. Розфарбуй зайвий предмет і скажи.




A black hat.

3 What presents has Kate prepared for his family? Trace, colour and say. Які подарунки Кейт підготувала для своєї родини? Наведи, розфарбуй і скажи.




A lollipop for
the brother.



2 PARTY TIME!

Revision 2

1 Find, count and write. Знайди, порахуй і напиши.




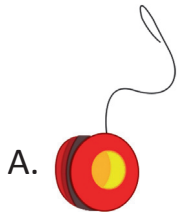
Six brown teddy bears.
_____ yo-yos.
_____ balls.
_____ hats.
_____ lollipops.
_____ balloons.

2 Trace and write. Наведи й напиши.

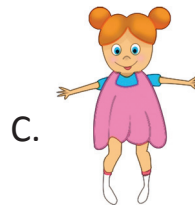
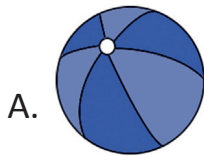
present						
flower						
card						
breakfast						

 **Circle the correct variant.** Обведи правильный вариант.

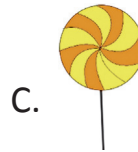
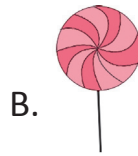
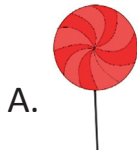
1) This is a cake.



2) This is a doll.



3) The lollipop is pink.



4) — What are _____?

— They're balloons.

A. those

B. this

C. that

5) — What is _____?

— It's my teddy bear.

A. they

B. that

C. these



A. give a present


B. make breakfast

C. give flowers

2 PARTY TIME!

Phonics 2

1 Colour and say. Розфарбуй і скажи.



monkey



nurse

2 Write down the missing letter to get the words. Впиши пропущену літеру, щоб вийшли слова.

m	o	n	k	e	y
a					
x					

	i	n	e
o			
s			
e			

	u	m
o		
u		
t		
h		

3 Trace and write. Наведи й напиши.

mum						
nine						
mouth						
nose						

1 Match, ask and answer. Поєднай, запитай і дай відповідь.



brother


father

mother

sister

— Who's that?
— It's my father.


2 Help the baby mammoth find his mother. Допоможи маленькому мамонтятку знайти матусю.



3 HOME AND FAMILY


Lesson 3b

1 Match and say. Поєднай і скажи.



This is my father.

2 Match and say. Поєднай і скажи, скільки років дітям.



She's nine years old.

- 1** Find the wrong picture, circle and say. Знайди зайвий малюнок, обведи і скажи.



A puzzle.

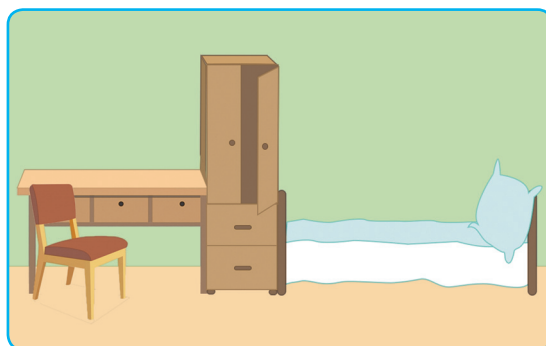
- 2** Fill in *is* or *are*. Заповни пропуски словом *is* або *are*.

is are

- 1) Where is the puzzle? — It _____ under the book.
- 2) Where _____ the lollipop? — It _____ in the cup.
- 3) Where _____ the balls? — They _____ in the wardrobe.
- 4) Where _____ the doll? — It _____ on the bed.
- 5) Where _____ the yo-yos? — They _____ under the chair.

- 3** Read and draw. Прочитай і намалюй предмети в кімнаті.

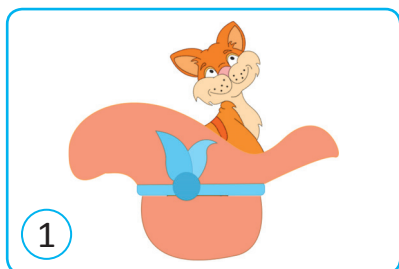
The puzzle is on the desk.
 The ball is under the chair.
 The teddy bear is on the bed.
 The bag is in the wardrobe.
 The doll is on the chair.
 The present is on the wardrobe.




3 HOME AND FAMILY

Story Time 3

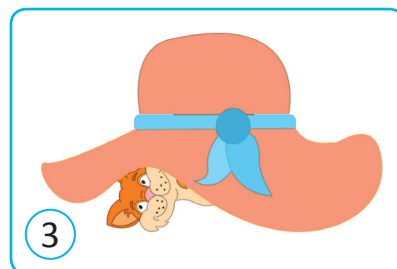
1 Look and circle the correct answer. Подивись і обведи правильну відповідь.



in / under

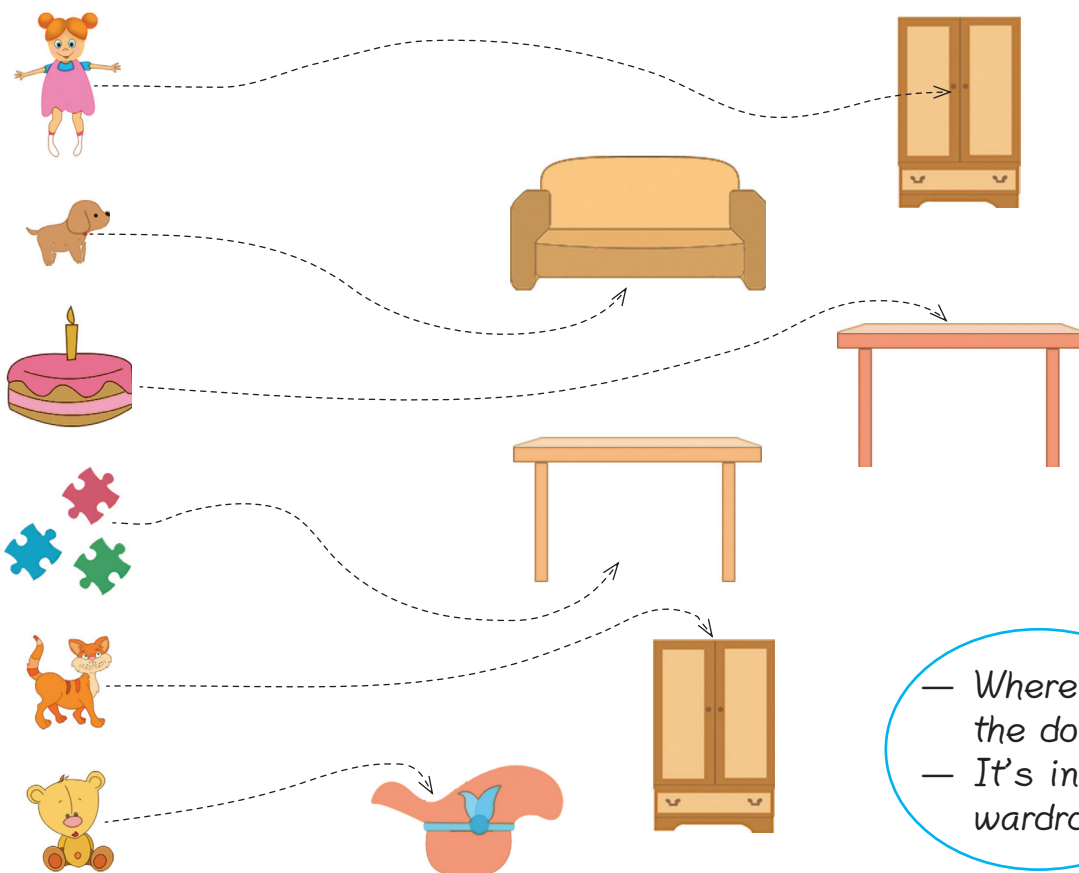


in / on



under / on

2 Trace, ask and answer. Наведи, запитай і дай відповідь.



1 Look and complete the sentences. Подивись на малюнок і доповни речення.

green ~~under~~ in desk yellow

This is my bedroom.

Where's my bag? It's under the chair. My bag is pink.

Where's my book? It's on the _____ . My book is _____ .

Where's my ruler? It's _____

the book. My ruler is _____ .

Where is the kitten? I don't know!



2 Look, read and match. Подивись на малюнок, прочитай і поєднай репліки хлопчиків.



- 1) Hello, Sam!
- 2) Where's your robot?
- 3) Is that your robot under the chair?
- 4) That's your robot! Under the toys!

- A. I don't know!
- B. Hi, Tommy!
- C. Oh!
- D. No, it isn't. This is a cat!

3 HOME AND FAMILY

Smart Time 3

- 1 Find and circle 6 family words. Знайди й обведи 6 слів на позначення членів родини.

S	G	K	Q	W	R	T	Y	G
M	R	M	O	T	H	E	R	R
U	A	S	W	Q	A	S	F	A
T	N	E	R	N	M	D	A	N
E	D	G	H	A	U	N	T	D
R	F	J	Z	X	D	E	H	M
D	A	Y	W	E	R	H	E	O
N	T	S	I	S	T	E	R	T
Z	H	J	M	X	D	Q	H	H
Y	E	K	N	D	M	A	H	E
B	R	O	T	H	E	R	T	R

- 2 Look and read. True (✓) or false (✗)? Розглянь малюнок і прочитай. Правда (✓) чи ні (✗)?


- 1) This is a classroom.
- 2) The dolls are under the sofa.
- 3) The cat is in the wardrobe.
- 4) The cat's grey.
- 5) The cake is on the desk.
- 6) The flowers are yellow.



HOME AND FAMILY 3

Revision 3

1 Look and write. Подивись і напиши.



1


trhmoe

mother




2

isestr




3

grdfaanterh




4

rfehta



5

rhebotr



6

ahendmgrotr

2 Look and read. True (✓) or false (×)? Подивись на малюнки і прочитай. Правда (✓) чи ні (×)?



1) She is from Italy.



4) The hat is green.



2) Sam's 10.



5) The doll is on the sofa.



3) Bob is in his bedroom.




6) The lollipops are under the table.

3 HOME AND FAMILY


Now I Can!

Circle the correct variant. Обведи правильный вариант.



1) This is a bird.



2) This is a puzzle.



3) The wardrobe is white.



A. in

B. under

C. on


5) Where's the ball?

A. It's red.


B. Yes, it is!

C. It's on the sofa.

1 Colour and say. Розфарбуй і скажи.

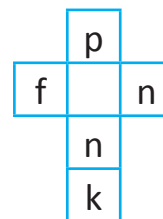
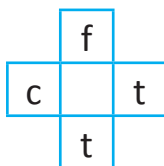
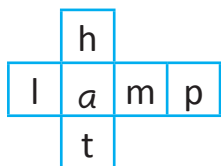


hat



cat

2 Write down the missing letter to get the words. Впиши пропущену літеру, щоб вийшли слова.



3 Trace and write. Наведи й напиши.

cat					
fin					
hat					
pink					


4 FRIENDS

Lesson 4a

1 Trace, colour and name. Наведи, розфарбуй і назви цифри.

11 12 13 14 15 16 17 18 19 20

2 Trace and say. Наведи і скажи.



I've got
a kite.

1 Match, colour and name. Поєднай, розфарбуй і назви.




A cat.

2 Draw different pets. Act out.

Намалюй різних домашніх улюбленців. Розіграйте.

- Have you got a parrot?
- No, I haven't.
- Have you got a rabbit?
- Yes, I have.



4 FRIENDS

Lesson 4c

1 Read and cross the odd word. Прочитай і викресли зайве слово.

- 1) Fair — brown — ~~old~~.
- 2) Green — friend — blue.
- 3) Seven — eyes — hair.
- 4) Rabbit — cat — hat.
- 5) Eight — pet — ten.

2 Look, read and complete. Подивись на малюнок, прочитай речення й заповни пропуски поданими словами.

fair eight ~~is~~ green


This is Liz.

She's _____.

She has got _____ hair and
_____ eyes.



3 Draw yourself and write. Намалюй свій портрет і напиши про себе.



My name's _____.

I'm _____.

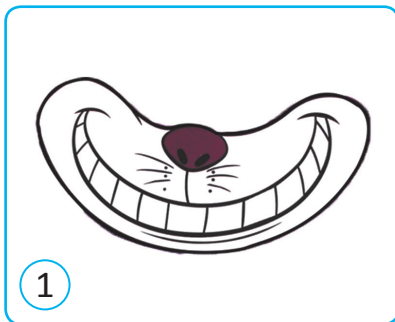
I've got _____ hair
and _____ eyes.

1 Guess, draw and tell. Згадайся, домалюй і назви.



Nose!

2 Look, read and tick (✓). Подивись, прочитай і постав галочку (✓).




1

- a mouth
- an eye



2

- big ears
- small ears




3

- fair hair
- dark hair



4

- a short nose
- a long nose



5

- fair hair
- dark hair



6

- big ears
- small ears

4 FRIENDS

Project 4

1 Look, read and write «yes» or «no». Подивись на малюнок, прочитай і напиши «так» чи «ні».

1) This is a robot.	No.
2) The doll is nice.	
3) The doll has got dark hair.	
4) The doll has got brown eyes.	
5) The doll has got a small nose.	



2 Draw a pokemon and answer the questions about it. Вигадай і намалюй покемона й дай відповіді на запитання.

1) What colour is your pokemon?


2) How many eyes has it got?

3) What colour are they?

4) How many ears has it got?

5) Are the ears big or small?

6) Is the nose big or small?



1 Look and read. True (✓) or false (✗)? Розглянь малюнки і прочитай.
Правда (✓) чи ні (✗)?



1

A white vyshyvanka with red pattern.



2

A blue shirt with green pattern.



3

A white vyshyvanka with flowers.



4

A white shirt with animals.




5

A white vyshyvanka with green pattern.

2 Draw and colour a vyshyvanka.
Write about it. Намалюй і розфарбуй вишиванку. Опиши її.

This is my vyshyvanka.

It's _____




1 Look, tick (✓) and say. Подивись, познач галочкою (✓) і скажи.



1

- eleven
 eight



2

- nineteen
 eighteen



3

- frog
 pond



4

- pattern
 snake



5

- duck
 rabbit



6

- eyes
 ears

2 Trace and write. Наведи й напиши.

rabbit					
snake					
frog					
lizard					

4 FRIENDS

Now I Can!

 Circle the correct variant. Обведи правильный вариант.

1) This is a lizard.




2) This is a pond.



3) He has got fair hair.

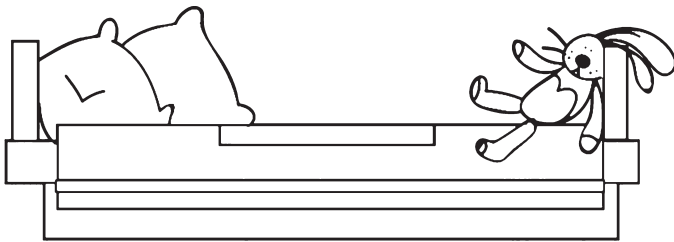


4) It has got big ears.



- A. Red and blue pattern.
B. Green and blue pattern.
C. Orange and yellow pattern.

1 Colour and say. Розфарбуй і скажи.

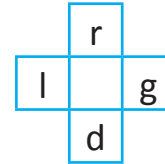
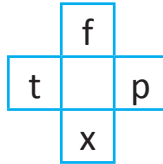
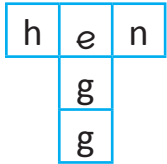


bed



fox

2 Write down the missing letter to get the words. Впиши пропущену літеру, щоб вийшли слова.



3 Trace and write. Наведи й напиши.

box					
top					
bed					
red					

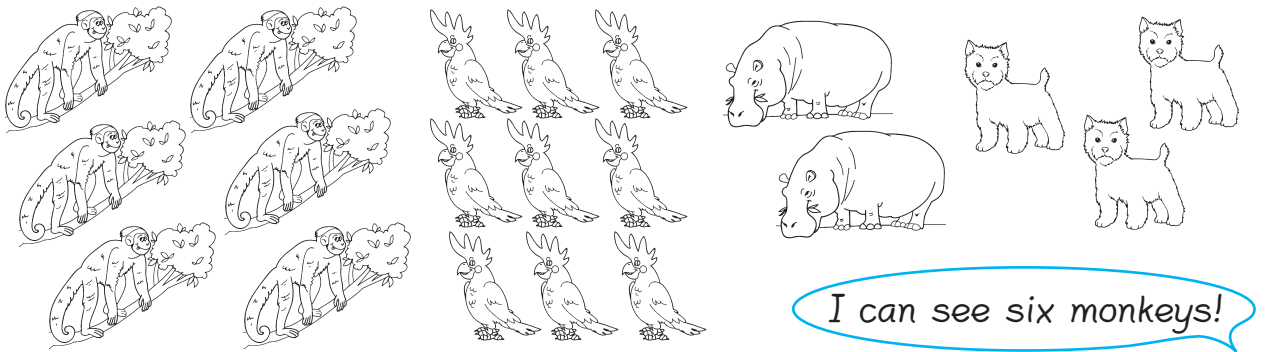
5 ANIMALS

Lesson 5a

1 Match the numbers and the words. Поєднай цифри з відповідними словами.









	five		thirteen			eighteen	
twelve		eleven		nine	fourteen		
fifteen	eight		sixteen			seven	

2 Colour and count. Say. Розфарбуй і порахуй. Скажи.




I can see six monkeys!

3 Help the animals to find their food. Допоможи тваринкам знайти їхню їжу.

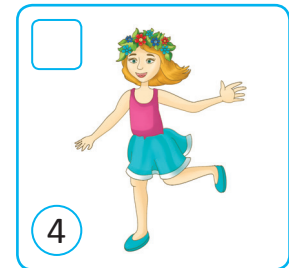
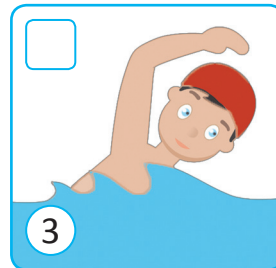


1 Colour and say. Розфарбуй і скажи.



swim
run
talk
fly

A parrot can fly and talk.

2 What can you do? Tick (✓) and say. Що ти вмієш робити? Познач галочкою (✓) і скажи.



I can talk.
I can't fly.

3 What can your friend do? Ask and tick (✓). Що вміє твій друг/твоя подруга? Запитай і познач галочкою (✓).

My friend can...	
talk	<input type="checkbox"/>
fly	<input type="checkbox"/>

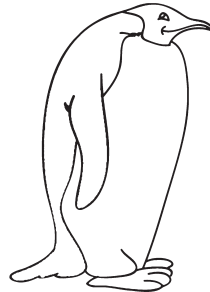




My friend can...	
run	<input type="checkbox"/>
swim	<input type="checkbox"/>

— Can you talk?
— Yes, I can!
— Can you fly?
— No, I can't!

5 ANIMALS

Lesson 5c

1 Colour and say. Розфарбуй і скажи.



This is an elephant.
It can run, but it
can't jump.

2 Look and answer the questions. Подивись на малюнок і напиши відповіді на запитання.


- 1) What are these?
Monkeys.
- 2) Can they jump?

- 3) Can they fly?


- 4) Have monkeys got long tails?

- 5) Have monkeys got big ears?

- 6) What colour are they?




1 Guess and write. Здогадайся й напиши.




1


zebra



2



3



4

2 Read and write «yes» or «no». Прочитай речення й напиши «так» чи «ні».

- 1) Zebras are black and white. Yes.
- 2) Parrots can fly. _____
- 3) Penguins can't jump. _____
- 4) Lions have got long tails. _____
- 5) A hippo has got a small mouth. _____

3 Trace and write. Наведи й напиши.

giraffe					
tail					
climb					
zebra					

5 ANIMALS

Smart World 5

1 Look and match. Подивись і поєднай.



horn

teeth

leg

tail



2 Look and match. Подивись і поєднай.

big teeth

six legs

big mouth

one horn


black and white

big ears



3 Look and read. Write «yes» or «no». Подивись на малюнок і прочитай речення. Напиши «так» чи «ні».







- 1) This is a lizard. No.
- 2) It is brown. _____
- 3) It has got a horn. _____
- 4) It has got a long tail. _____
- 5) It has got a big mouth. _____
- 6) It has got no legs. _____




1 Match. Поєднай частини речень.

- | | | |
|---------------------------------------|------------------------|---------------------|
| <input checked="" type="checkbox"/> A | 1) Hippos are | A. big. |
| <input type="checkbox"/> | 2) Monkeys can | B. a long nose. |
| <input type="checkbox"/> | 3) An elephant has got | C. dive. |
| <input type="checkbox"/> | 4) A beaver can | D. legs. |
| <input type="checkbox"/> | 5) Snakes have got no | E. black and white. |
| <input type="checkbox"/> | 6) A zebra is | F. climb. |

2 Colour and say. Розфарбуй тварин і скажи.



The bear is brown.



5 ANIMALS

Revision 5


1 Read and circle. Match. Прочитай речення та обведи правильні слова. Поеднай з малюнками.



A crocodile has got
A big / small mouth.



An elephant has got
B big / small ears.



C A zebra is black and white / orange and brown.



D A lion can
dive / run.

E A penguin
can / can't fly.



F A bison has got
two legs / horns.



2 Read and fill in the gaps. Прочитай тексти й заповни пропуски назвами тварин.

~~beaver~~

parrot

monkey

lion

elephant

- 1) I'm not very big. I can dive. I have got big teeth. I'm a beaver.
- 2) I'm a big animal. I can run. I have got a long nose and big ears. I'm grey. I'm a _____.
- 3) I'm a small animal. I can jump. I live in the trees. I have got a long tail. I'm a _____.
- 4) I have got big teeth and a long tail. I can run. I'm yellow. I'm a _____.
- 5) I can fly and talk. I'm red, green and yellow. I'm a _____.

Circle the correct variant. Обведи правильный вариант.

1) This is a giraffe.




2) This is a river.



3) It has got a long nose.



4) It has got big teeth.



5)



A. It can climb.



B. It can fly.

C. It can swim.

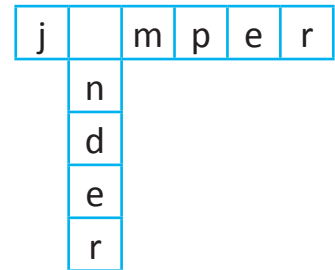
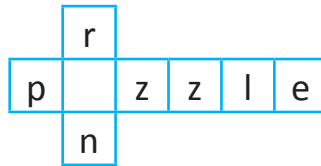
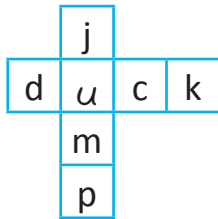
5 ANIMALS

Phonics 5

1 Colour and say. Розфарбуй і скажи.



2 Write down the missing letter to get the words. Впиши пропущену літеру, щоб вийшли слова.



3 Trace and write. Наведи й напиши.

duck						
jumper						
under						
hungry						


1 Colour, match and say. Розфарбуй, поєднай і скажи.

toy shop

park




school

pet shop



There is a toy shop.

2 Match and name. Поєднай і назви.

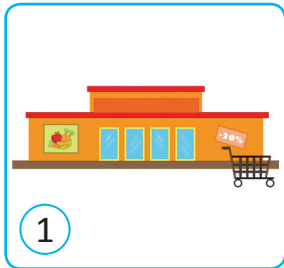


A toy shop.

6 MY TOWN

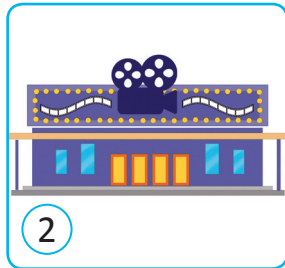
Lesson 6b

1 Look and write the missing letters. Подивись і впиши пропущені літери.



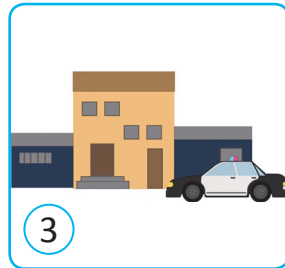
1

s u perm a rket



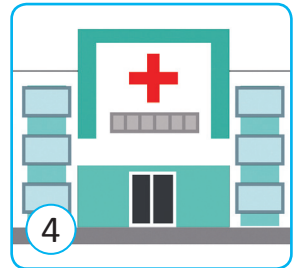
2

in ma



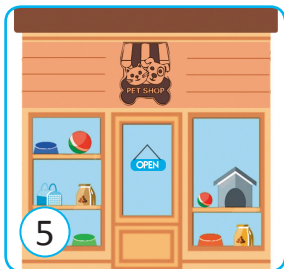
3

p lic
s a ion



4

ho pit l



5

p t sho




6

t y sh p



7

pa k



8

s h ol

2 Look, count and complete.

Подивись, порахуй і доповни речення.

There are two cinemas.

There are _____ supermarkets.

There is a _____.

There is _____ hospital.

There is a _____.

There are _____ toy shops.

There is a _____.

There is _____ pet shop.



1 Match and say. Поєднай і скажи.

There is a park.

2 Colour, ask and answer. Розфарбуй малюнки, запитай і дай відповідь.

— Is there a playground?
 — Yes.
 — Is there a toy shop?
 — No.

6 MY TOWN

Let's Play 6

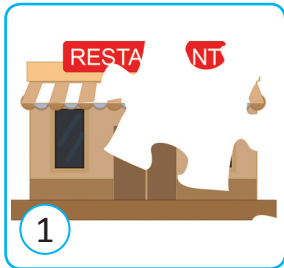
1 Where are they going? Trace and name the place. Куди вони йдуть? Наведи й назви місце.

A matching exercise where five groups of people are connected by dashed lines to five locations: a toy store, a park, a supermarket, a zoo, and a cinema. A speech bubble next to the zoo says "A zoo."

2 Solve the crossword puzzle. Розв'яжи кросворд.

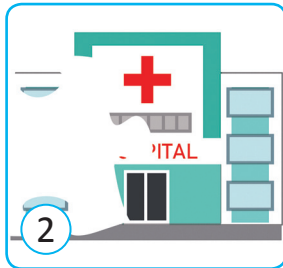
A crossword puzzle with seven numbered clues and corresponding images. The crossword grid has the following letters filled in: 1h, o, s, p, i, t, a, l. The rest of the grid is empty.

1 Guess and write. Згадайся й напиши.



1


restaurant




2



3



4



5



6




7



8

2 What places are there in your town/village? Draw, ask and answer.
Які будівлі є в твоєму місті/селі? Намалюй, запитай і дай відповідь.




— Is there a supermarket?
— Yes. There are two supermarkets.

6 MY TOWN

Smart World 6

1 A. Colour, match and name. Розфарбуй, поєднай і назви.






church

theatre

museum

garden



B. Write the words in ABC order. Випиши слова в алфавітному порядку.

Church,

2 Read and circle the correct word. Прочитай і обведи правильне слово.

- 1) Kyiv is (in) / on Ukraine.
- 2) It is on the Dnipro river / pond.
- 3) There is / are gardens and parks in Kyiv.
- 4) The Cathedral of St Sophia is an old church / theatre.
- 5) The Golden Gate has got a big door / garden.
- 6) There is an opera home / house in Kyiv.

1 Match and say. Поєднай і скажи.

Go straight!

Turn right!

Don't turn left!

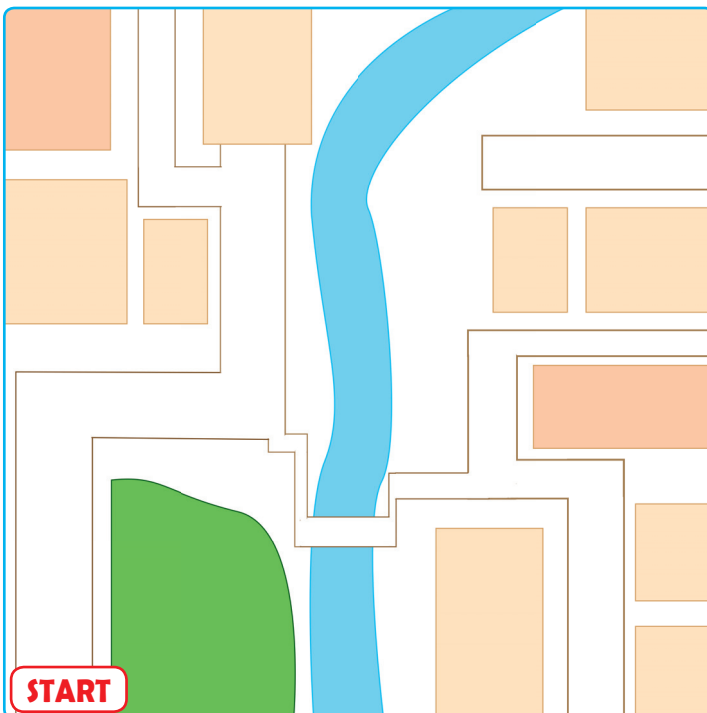
Don't turn right!

Turn left!

Stop!



2 A. Follow the instructions. Where will you get? Put a cross (*). Іди за інструкціями. Де ти опинишся? Постав хрестик (*).



Go straight.

Turn right.

Go straight.

Don't turn right.

Turn left.

Go straight.

Stop.

B. Draw the signs for the instructions. Намалюй позначки поруч з інструкціями.

6 MY TOWN

Revision 6

1 Match. Поєднай частини словосполучень.


- | | | |
|---------------------------------------|-----------|----------------|
| <input checked="" type="checkbox"/> D | 1) pet | A. and gardens |
| <input type="checkbox"/> | 2) parks | B. right |
| <input type="checkbox"/> | 3) go | C. turn left |
| <input type="checkbox"/> | 4) turn | D. shop |
| <input type="checkbox"/> | 5) don't | E. station |
| <input type="checkbox"/> | 6) police | F. straight |

2 Match the word combinations of ex. 1 with the pictures. Добери до малюнків словосполучення з впр. 1 і підпиши їх.

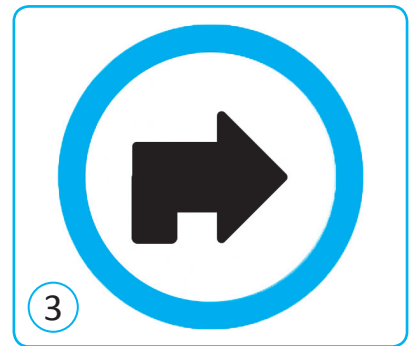


1

pet shop



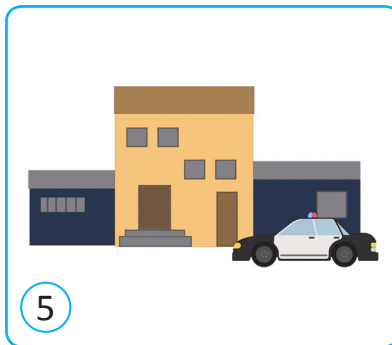
2




3



4



5



6

Circle the correct variant. Обведи правильный вариант.



1) This is a cinema.



2) This is a playground.



3) Turn left.



4) There _____ a supermarket.

A. is

B. are

C. this

5) There _____ two toy shops.

A. is

B. are

C. go

6) Is there a museum in your town?

A. Yes.



B. Stop.

C. There are.

6 MY TOWN

Phonics 6

1 Colour and say. Розфарбуй і скажи.



2 Write down the missing letter to get the words. Впиши пропущену літеру, щоб вийшли слова.

f	i	s	h
		h	
		o	
		p	

	h	e	e	p
h				
i				
r				
t				

p				
e				
a				
	h	a	i	r
h				

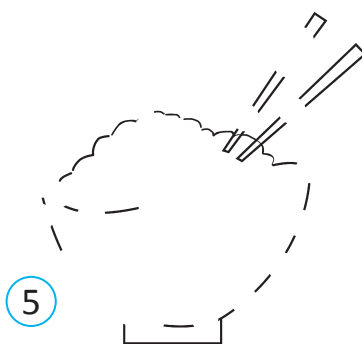

3 Trace and write. Наведи й напиши.

fish						
sheep						
chimp						
chair						

MY FAVOURITE FOOD 7

Lesson 7a

1 A. Guess, draw and match. Згадайся, домалюй і добери назви.



1 cheese

tomato

sandwich

rice

meat

B. Tick (✓) the food you like and say. Познач галочкою (✓) їжу, яку ти любиш, і скажи.

I like rice.

2 Match the rhyming words. Поєднай слова, що римуються.

food

cheese

rice

cake

like

nice

make

good

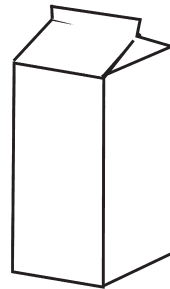
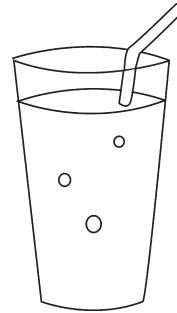
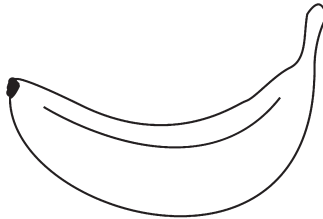
bike

these

7 MY FAVOURITE FOOD


Lesson 7b

1 Colour and say. Розфарбуй і скажи.



I like...
I don't like...

2 Look, ask and answer. Подивись, запитай і дай відповідь.




— Do you like chips?
— Yes, I do.

MY FAVOURITE FOOD 7

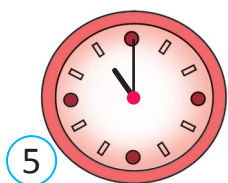
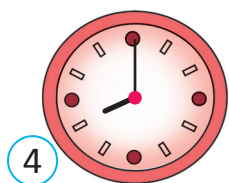
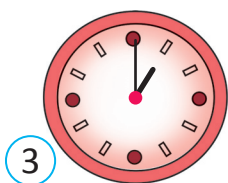
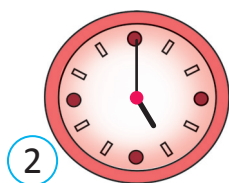
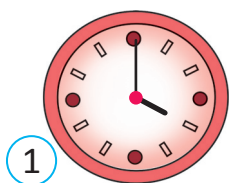
Lesson 7c

1 Match and write. Then match with the pictures. Поєднай і напиши.
Потім добери малюнки до словосполучень.

go to	bed	2	<u>go to school</u>
go	home	<input type="checkbox"/>	_____
get	school	<input type="checkbox"/>	_____
go to	up	<input type="checkbox"/>	_____



2 Look and write. Подивись і запиши час словами.



1) Four o'clock. 3) _____ 5) _____
2) _____ 4) _____

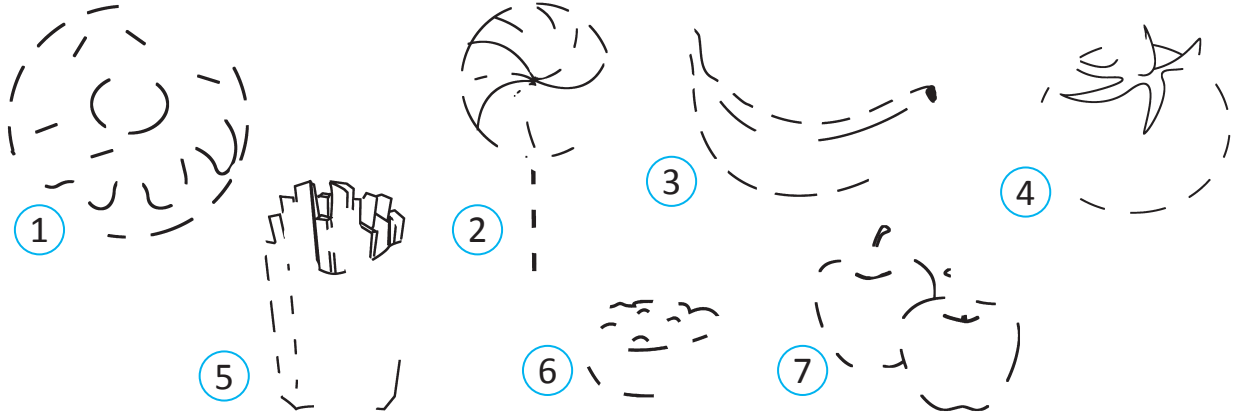
3 Answer the questions. Дай відповіді на запитання про твій день.

- 1) What time do you get up? _____
- 2) What time do you go to school? _____
- 3) What time do you go home? _____
- 4) What time do you go to bed? _____

7 MY FAVOURITE FOOD

Story Time 7

1 A. Guess, draw and name. Здогадайся, домалюй і назви.



B. Which of these food items are healthy/unhealthy? Write their numbers.

Які з цих продуктів харчування корисні, а які — ні? Запиши їхні номери до відповідного стовпчика.

Healthy food	Unhealthy food
	1,

2 Make «My Healthy Food» project. Draw and say. Підготуй проєкт «Моя здорова їжа». Намалюй і розкажи.

MY FAVOURITE HEALTHY FOOD

Eat healthily!


Hi! My name is...
Look! This is my
favourite healthy food.
I like...

1 Look and write the missing letters. Подивись і напиши пропущені літери.



1

ca b bag e



2

be tro t



3

sou cr am



4

areny y



5

ho ubt i



6

b r hch

2 Complete the list — write a word or words. Продовжи перелік: допиши слово чи кілька слів.

- 1) **Vegetables:** cabbage, potato, _____
- 2) **Fruit:** oranges, bananas, _____
- 3) **Ukrainian national food:** varenyky, holubtsi, _____
- 4) **Drinks:** juice, milk, _____

7 MY FAVOURITE FOOD

Smart Time 7

1 A. Colour and match. Розфарбуй і поєднай.

Word boxes: soup, chicken, salad, bread, fish, beans

A line connects the word 'soup' to the bowl of soup illustration.

B. Write the words in ABC order. Напиши слова в алфавітному порядку.

Beans, _____

2 Look, ask and answer. Подивись, запитай і дай відповідь.

Dialogue:

— How much are the chips?
— They're €2.


MENU	
chips	€2
salad	€4
soup	€5

MENU	
chicken	€7
rice	€3
juice	€1

MY FAVOURITE FOOD 7

Revision 7

1 Look, read and choose. Розглянь малюнки, прочитай речення й обери правильний варіант.



This is a tomato / potato.



These are / is sandwiches.



This is chicken / cheese.



They / This is milk.



These are bananas / apples.

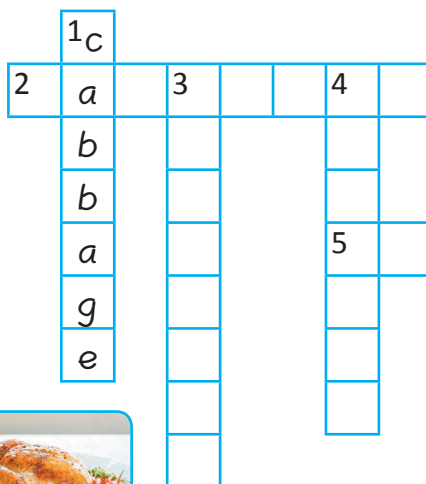


This is fish / juice.

2 Solve the crossword puzzle. Розв'яжи кросворд.



1



5



6



2



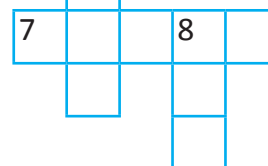
7



3



4



7

8



8

7

MY FAVOURITE FOOD

Now I Can!

 Circle the correct variant. Обведи правильный вариант.

1) This is a doughnut.

A.



B.



C.



2) This is cereal.

A.



B.



C.



3)



A. get up

B. go home

C. go to bed

4) How much is the juice?

A. Yes, it is.

B. They're €2.

C. It's €2.

5) What time do you go to school?

A. It's €9.

B. At nine o'clock.

C. No, I don't.

6) Do you like fish?


A. Yes, they do.

B. No, I don't.

C. He is.

1 Colour and say. Розфарбуй і скажи.

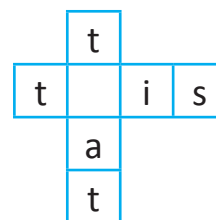
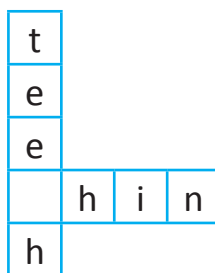
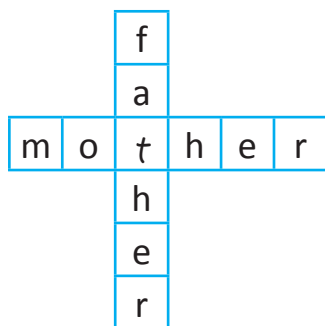
mother



thin



2 Write down the missing letter to get the words. Впиши пропущену літеру, щоб вийшли слова.



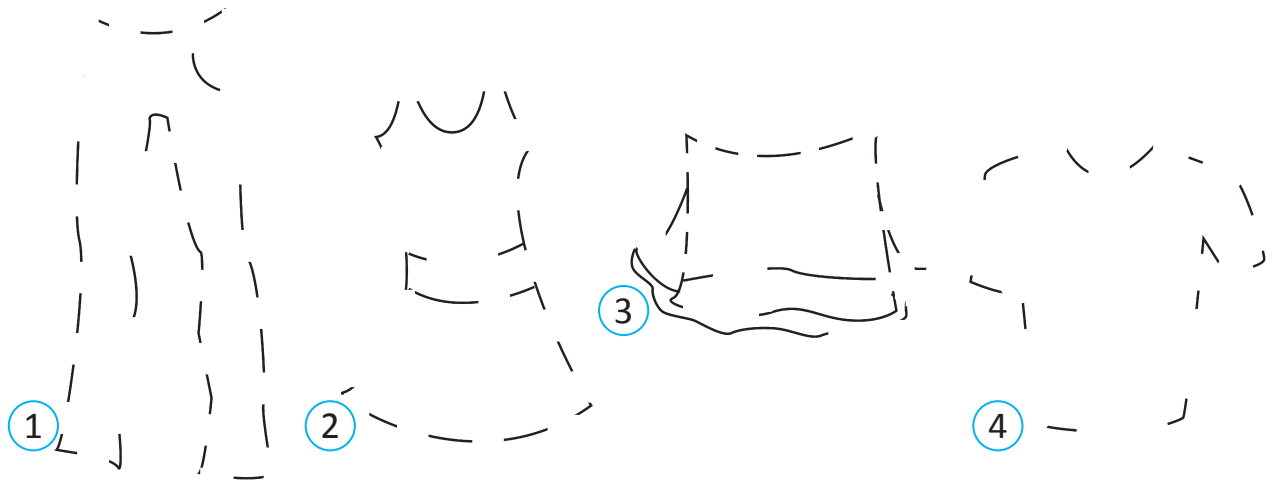
3 Trace and write. Наведи й напиши.

thin						
teeth						
this						
that						

8 MY CLOTHES

Lesson 8a

1 Draw and match. Домалюй і добери назви.





dress

jeans

skirt

T-shirt

2 Colour and say. Розфарбуй і скажи.



I'm wearing a dress.
It's yellow.

1 Look and complete. Подивись на малюнки й заповни пропуски в словах.



1

g l as s es



2

T-s i t



3

s i r



4

je n



5

tr i n e s



6

dr s



7

sh r s



8

h t

2 Read and colour correctly. Прочитай і правильно розфарбуй.

Look! This is Sam. He's eight.
 He has got fair hair.
 He's wearing a T-shirt, shorts and trainers.
 His shorts are blue.
 His T-shirt is green.
 His trainers are black.
 His bag is red.



8 MY CLOTHES

Lesson 8c

1 Match and say. Поєднай і назви.

kimono

kilt

sombrero

vyshyvanka




2 What are they wearing? Say. У що вони вдягнені? Скажи.



Diego



Miu



Natalka



Ray

This is Diego.
He's wearing
a sombrero.
His sombrero
is black and
white.

3 Match the parts of the sentences. Поєднай частини речень.

1) A sombrero is

A. a dress.

2) A kimono is

B. a shirt.


3) A kilt is

C. a skirt.

2) A vyshyvanka is


D. a hat.

1 Match and say. Поєднай частини малюнків і скажи.



It's winter.

2 Colour the winter clothes blue and summer clothes red. Розфарбуй зимовий одяг синім кольором, а літній — червоним.



3 Complete the sentences. Заповни пропуски в реченнях поданими словами.

winter summer ~~autumn~~ spring

- 1) I'm wearing jeans and a jacket. It's autumn.
- 2) I'm wearing shorts and a T-shirt. It's _____.
- 3) I'm wearing trousers and a jumper. It's _____.
- 4) I'm wearing a warm hat and a warm jacket. It's _____.

8 MY CLOTHES

Project 8

1 Read and colour correctly. Прочитай і правильно розфарбуй.


The sun is orange.

The trees are green.

The girl's wearing a pink dress.

The boy's wearing blue shorts and a white T-shirt.

The ball is red and yellow.



2 Look at the picture of ex. 1. Read and write «yes» or «no». Подивись на малюнок впр. 1. Прочитай речення й напиши «так» чи «ні».

It's winter.	No.
These are boys.	
The trees are white.	
The children can run.	
The girl's wearing a yellow dress.	
The boy's wearing shorts and a T-shirt.	
The girl's wearing glasses.	

1 Colour, match and say. Розфарбуй, поєднай і назви.



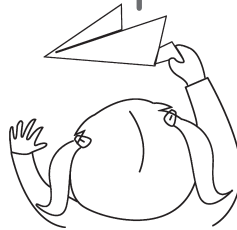
origami

kite

football

books

paper animal



2 Tick (✓) your and your friend's hobbies. Say.
Познач галочкою (✓) свої хобі та хобі друга/
подруги. Скажи.

I like...
He likes...

Hobby				
You	<input type="checkbox"/>	<input type="checkbox"/>	<input type="checkbox"/>	<input type="checkbox"/>
Your friend	<input type="checkbox"/>	<input type="checkbox"/>	<input type="checkbox"/>	<input type="checkbox"/>

8 MY CLOTHES

Smart Time 8

1 Match and say. Поєднай і скажи.

wool

silk

cotton

paper



It's wool.

2 Cross the odd word. Викресли зайве слово.

- 1) Dress — skirt — ~~glasses~~.
- 2) Trousers — jeans — hat.
- 3) Student — origami — football.
- 4) Silk — hobby — cotton.
- 5) Autumn — wool — spring.

3 Trace and write. Наведи й напиши.

silk						
wool						
cotton						
paper						

1 Find and circle 9 clothes items. Знайди й обведи 9 назв предметів одягу.

J	A	C	K	E	T	E	R	T	Y	J	E	R	H	S
V	B	S	O	C	K	S	I	E	B	E	W	A	M	K
B	H	W	N	X	Q	W	E	R	T	A	F	M	A	I
D	T	R	O	U	S	E	R	S	Z	N	A	T	B	R
Q	I	Z	A	B	H	W	G	Y	I	S	B	H	L	T
H	G	S	T	P	S	E	A	T	I	G	Q	F	O	K
A	U	D	R	E	S	S	V	S	P	C	K	S	U	B
T	X	B	H	W	S	H	O	R	T	S	T	I	N	E
Y	T	R	A	I	N	E	R	S	Y	S	E	R	E	A
A	T	I	J	S	E	B	T	-	S	H	I	R	T	Q

2 What are you wearing? What colour is it? Draw and write. У що ти вдягнений/вдягнена? Якого кольору твій одяг? Намалюй і напиши.

I'm wearing _____.

It's _____.

I'm also wearing _____.

It's _____.

8 MY CLOTHES

Now I Can!

 Circle the correct variant. Обведи правильний варіант.

1)




- A. She's wearing a red dress.
- B. She's wearing a blue skirt.
- C. She's wearing a blue dress.

2)



- A. He's wearing jeans and a T-shirt.
- B. He's wearing shorts and a T-shirt.
- C. He's wearing shorts and a jacket.

3)



- A. kite
- B. football
- C. origami

4)



- A. silk
- B. wool
- C. cotton

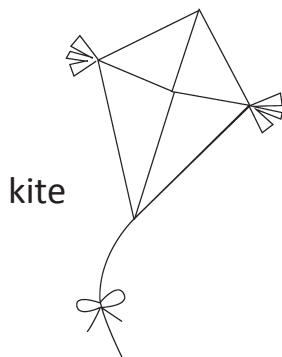
5) What are you wearing?

- A. Paper animals.
- B. Jeans and a T-shirt.
- C. Yes.

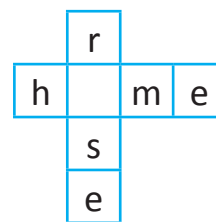
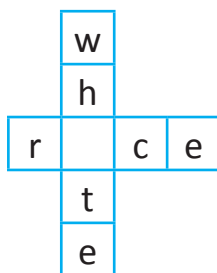
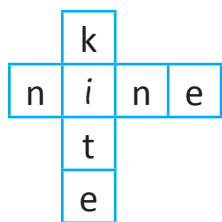
6) Is she wearing socks?

- A. Yes, she is.
- B. No, I don't.
- C. Yes, he is.

1 Colour and say. Розфарбуй і скажи.



2 Write down the missing letter to get the words. Впиши пропущену літеру, щоб вийшли слова.



3 Trace and write. Наведи й напиши.

rice						
kite						
rose						
home						

IT'S ME!

Name _____

Age _____

Your
photo

My family _____

I like _____

I can speak English...

very well.

well enough.

not very well.

I like English very much.

Yes.

Not exactly.

I can...

write English.

read English.

speak English.

CONTENTS

MODULE 1. WE'RE BACK!

Lesson 1a	1
Lesson 1b	2
Lesson 1c	3
Story Time 1	4
Smart World 1	5
Smart Time 1	6
Revision 1	7
Now I Can!	8
Phonics 1	9

MODULE 2. PARTY TIME!

Lesson 2a	10
Lesson 2b	11
Lesson 2c	13
Let's Play 2	14
Project 2	15
Smart World 2	16
Smart Time 2	17
Revision 2	18
Now I Can!	19
Phonics 2	20

MODULE 3. HOME AND FAMILY

Lesson 3a	21
Lesson 3b	22
Lesson 3c	23
Story Time 3	24
Smart World 3	25
Smart Time 3	26
Revision 3	27
Now I Can!	28
Phonics 3	29

MODULE 4. FRIENDS

Lesson 4a	30
Lesson 4b	31
Lesson 4c	32
Let's Play 4	33
Project 4	34
Smart World 4	35
Smart Time 4	36
Revision 4	37
Now I Can!	38
Phonics 4	39

MODULE 5. ANIMALS

Lesson 5a	40
Lesson 5b	41
Lesson 5c	42
Story Time 5	43
Smart World 5	44
Smart Time 5	45
Revision 5	46
Now I Can!	47
Phonics 5	48

MODULE 6. MY TOWN

Lesson 6a	49
Lesson 6b	50
Lesson 6c	51
Let's Play 6	52
Project 6	53
Smart World 6	54
Smart Time 6	55
Revision 6	56
Now I Can!	57
Phonics 6	58

MODULE 7. MY FAVOURITE FOOD

Lesson 7a	59
Lesson 7b	60
Lesson 7c	61
Story Time 7	62
Smart World 7	63
Smart Time 7	64
Revision 7	65
Now I Can!	66
Phonics 7	67

MODULE 8. MY CLOTHES

Lesson 8a	68
Lesson 8b	69
Lesson 8c	70
Let's Play 8	71
Project 8	72
Smart World 8	73
Smart Time 8	74
Revision 8	75
Now I Can!	76
Phonics 8	77

IT'S ME!	78
----------	----

Навчальне видання

ГРЕЙС Лана

АНГЛІЙСЬКА МОВА

2 клас

Робочий зошит із прописами

(до підручника Г. К. Мітчелла)

Підписано до друку 03.09.2019. Формат 84x108/16. Папір офсетний.

Гарнітура Калібрі. Друк офсетний. Ум. друк. арк. 8,4.

ТОВ «Український центр підготовки абітурієнтів». Свідоцтво ДК № 4412 від 19.09.2012.
08322, Київська обл., Бориспільський р-н, сел. Проліски, вул. Промислова, будинок 1

E-mail: ucpa@ukr.net

www.ucpa.com.ua

Робочий зошит являє собою збірник практичних завдань до підручника «Англійська мова» для 2 класу закладів загальної середньої освіти Г. К. Мітчелла. Зміст видання відповідає типовим освітнім програмам, затвердженим Міністерством освіти і науки України.

Виконуючи цікаві вправи зошита, учні зможуть:

- запам'ятати лексику підручника;
- довести вживання мовленнєвих зразків до автоматизму;
- удосконалити вміння читання;
- потренуватися в написанні слів за зразками у прописах;
- займатися із задоволенням завдяки творчим та ігровим завданням.

Посібник укладено відповідно до принципів концепції Нової української школи

