

Лора Фрост

ДО ПІДРУЧНИКА  
«QUICK MINDS»  
Г. ПУХТИ, Г. ГЕРНГРОСА, П. ЛЬЮІС-ДЖОНСА

2

НОВА  
УКРАЇНЬСЬКА  
ШКОЛА

ГОВОРІ • ПИШИ • ЧИТАЙ • МАЛЮЙ • ГРАЙ

# АНГЛІЙСЬКА МОВА

РОБОЧИЙ ЗОШИТ

---

---

---

---



УДК 811.111:37.016(076.5)  
Ф92

**Фрост, Лора**

Ф92 Англійська мова. 2 клас : робочий зошит (до підруч. Г. Пухти, Г. Гернґроса, П. Льюїс-Джонса) / Лора Фрост. — Київ : УЦПА, 2019. — 88 с. : іл.

ISBN 978–617–7048-38-0

Робочий зошит укладений до підручника «Англійська мова. English» (автори — Г. Пухта, Г. Гернґрос, П. Льюїс-Джонс) і призначений для більш детального відпрацювання його матеріалу. Різноманітні завдання зошита спрямовані на розвиток комунікативних умінь учнів.

Відповідає типовим освітнім програмам з іноземних мов, затвердженим Міністерством освіти і науки України, враховує принципи концепції Нової української школи.

Для учнів 2-х класів закладів загальної середньої освіти і вчителів англійської мови.

**УДК 811.111:37.016(076.5)**

ISBN 978–617–7048-38-0

© Лора Фрост, 2019  
© Тіна Лунгур, ілюстрації, 2019  
© ТОВ «Український центр підготовки абітурієнтів», 2019



Лора Фрост

# АНГЛІЙСЬКА МОВА

## РОБОЧИЙ ЗОШИТ

до підручника «Quick Minds»  
(Г. Пухта, Г. Гернрос, П. Льюїс-Джонс)





# BACK TO SCHOOL


## Lesson 1


1 Match. Поєднай.


A path connects the letters A, D, R, and a. Other letters in circles are: B, e, L, g, I, Q, F, r, d, G, q, H, Y, h, f, y.


2 Look and write the missing letters. Подивись і напиши пропущені літери.

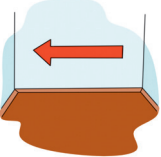
  board

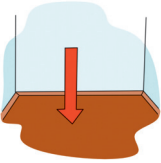
  ookcase


  hair

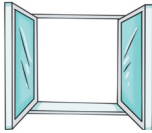
  upboard

  oor

  all

  loor

  lock

  indow

3 Make up sentences and say. Склади речення і скажи.

I am

- from Ukraine
- fine
- a pupil
- a girl/a boy
- 8
- Mary/Dan

# BACK TO SCHOOL

## Lesson 2

1 Write the letters in ABC order. Напиши літери в алфавитному порядку.

c b f → <input type="text" value="bcf"/>	j g l → <input type="text"/>	y u m → <input type="text"/>
i s c → <input type="text"/>	z v x → <input type="text"/>	n l p → <input type="text"/>
m h d → <input type="text"/>	u t w → <input type="text"/>	o e a → <input type="text"/>

2 Match, ask and answer. Поєднай, запитай і дай відповідь.

b  g

ru  ber

p  n

pen  il

b  ok

r  ler

— Have you got a bag?  
— Yes, I have.

# BACK TO SCHOOL

## Lesson 3

**1 Match and say.** Поєднай і привітай друзів.

I'm = I am

Hello!

Good morning!

What's your name?

How are you?

Have you got a notebook?

I'm Mary.

Yes, I have.

Morning.

Hi!

I'm fine. Thanks.

Hello!  
Hi!

**2 Write the words in ABC order.** Напиши слова в алфавитному порядку.

wall, chair, bookcase → bookcase,

door, cupboard, board → \_\_\_\_\_

window, clock, floor → \_\_\_\_\_

**3 Make up sentences, match and say.** Склади речення, поєднай і скажи.

I've got = I have got

I've got

three pens.

ten pencils.

one bag.

two brushes.

four books.

five notebooks.






# BACK TO SCHOOL

## Lesson 4

**1** Read and colour. Прочитай і розмалюй.

The door is white.  
The clock is red.  
The board is brown.  
The walls are blue.

The floor is green.  
The bookcase is orange.  
The cupboard is yellow.



**2** Read and match. Прочитай і поєднай.

I haven't = I have not  
isn't = is not

Is it a pen?

What's this?

How do you spell it?

What colour is your bag?

Have you got a clock?

It's a bookcase.

No, I haven't.

It's black.

B-O-O-K-C-A-S-E.

No, it isn't.

Is it a pen?

No, it isn't.

# BACK TO SCHOOL

## Lesson 5

1 Write English letters. Випиши тільки ті літери, які є в англійській абетці.

А Б В Г С Д Е Ф Ж Г

A B


Н З І Л К Л М П Н О Р

Q U R S Ф Т U Ц V W Ч

Ш Х Щ Y € Ю З Я

2 Make up sentences, match and say. Склади речення, поєднай і скажи.

I can



run.

climb.

walk.

jump.

swim.

skip.

sing.

draw.

# BACK TO SCHOOL

## Lesson 6

**1** Find the numbers and write. Знайди числа 1—10, обведи. Випиши числа і отримане слово.

one two three four five six seven eight nine ten

- 1) one \_\_\_\_\_, 4) \_\_\_\_\_, 7) \_\_\_\_\_, 9) \_\_\_\_\_,  
2) \_\_\_\_\_, 5) \_\_\_\_\_, 8) \_\_\_\_\_, 10) \_\_\_\_\_.  
3) \_\_\_\_\_, 6) \_\_\_\_\_,

a

**2** Write *gr/dr*, read and match. Допиши *gr/dr*, прочитай і поєднай.

andma

andpa


um

ess

een

agon

ey



**1** Write the first letter. Write numbers 11—20. Впиши першу літеру й запиши номери 11—20 по порядку.

leven    wenty    welve    hirteen    ixteen

ifteen    ineteen    eventeen    ighteen    ourteen

① 11 <input type="text" value="eleven"/>	⑤ <input type="text"/>	⑧ <input type="text"/>
② <input type="text"/>	⑥ <input type="text"/>	⑨ <input type="text"/>
③ <input type="text"/>	⑦ <input type="text"/>	⑩ <input type="text"/>
④ <input type="text"/>		

**2** Draw, match and say. Домалюй, поєднай і скажи англійською, що це.

It's = It is  
 What's = What is



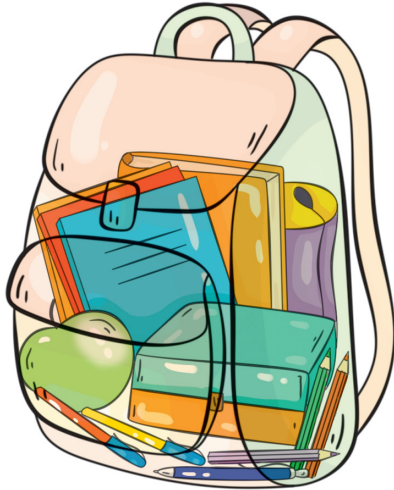
— What's number 1?  
 — It's a desk.



# 1 THE SCHOOL BAG

## Lesson 2

1 Read and write *a*, *an* or *some*. Прочитай і напиши *a*, *an* або *some*.



There's = There is

- There's a book.
- There's \_\_\_\_\_ apple.
- There are \_\_\_\_\_ notebooks.
- There's \_\_\_\_\_ pencil case.
- There are \_\_\_\_\_ pens.
- There's \_\_\_\_\_ lunchbox.
- There are \_\_\_\_\_ pencils.

2 Count and say.  
Порахуй і скажи.



How many  
clocks  
walls  
doors  
windows  
boards  
bookcases  
cupboards  
chairs

are  
there?

- There's one clock.
- There are four walls.
- There's \_\_\_\_\_
- There are \_\_\_\_\_
- \_\_\_\_\_
- \_\_\_\_\_
- \_\_\_\_\_

**1 Match and say.** Поєднай і скажи.


Where's = Where is  
They're = They are

— Where's the ball?

The ball is **in** the box.

The ball is **on** the box.

The ball is **under** the box.



— Where are the books?

They're **on** the bookcase.

They're **under** the bookcase.

They're **in** the bookcase.



**2 Write the correct word and match.** Впиши правильне слово й поєднай.

is      are

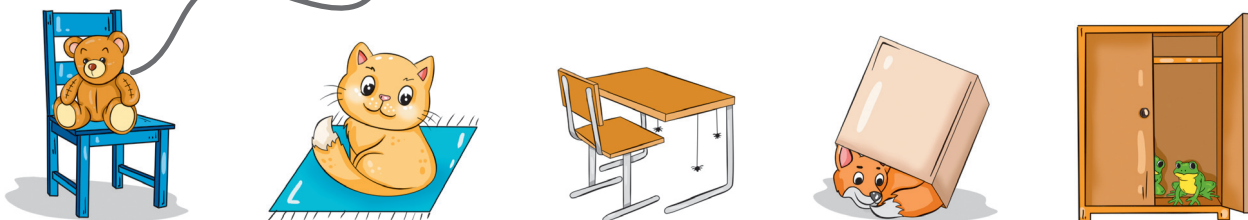
The bear \_\_\_\_\_ on the chair.

The spiders \_\_\_\_\_ under the desk.

The fox \_\_\_\_\_ under the box.

The frogs \_\_\_\_\_ in the cupboard.

The cat is on the mat.



# 1 THE SCHOOL BAG

## Lesson 4

1 Read and circle the odd word. Write. Прочитай та обведи зайве слово. Напиши.

what, how, there, where — there

is, on, in, under — \_\_\_\_\_

seven, eleven, one, some — \_\_\_\_\_

pen, ruler, cupboard, pencil — \_\_\_\_\_

2 Read and circle *is/are; in/on/under*. Write. Прочитай і обведи *is* або *are; in, on* або *under*. Напиши речення.



The boxes

is  
are

in  
on  
under

the chair.

The boxes are  
under the chair.



The rubber

is  
are

in  
on  
under

the notebook.



The notebooks

is  
are

in  
on  
under

the bookcase.



The clock

is  
are

in  
on  
under

the wall.

**1** Find six words and say. Знайди та обведи шість слів і скажи.

a pen b ruler c def pencil g notebook h i rubber s school pencil case

What is there in your bag? — There's a ... in my bag.

— There are ... in my bag.

**2** Write *H*, read and match. Допиши *H*, прочитай і поєднай.

Hello!

How many?

Hurry up!

Hall

Поспішай!

Привіт!

Скільки?

Зал

How old

Hand

Head

Hat

Hold






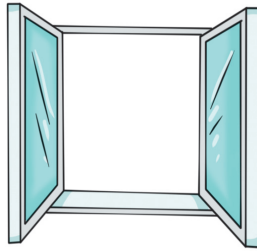
# 1 THE SCHOOL BAG

## Lesson 6


1 Read and circle the right word. Прочитай слова в стовпчиках і обведи слово, яке відповідає малюнку.



bad  
bag  
dad  
flag  
sad



wall  
well  
where  
white  
window



back  
black  
chick  
clock  
sock



cheek  
chess  
chair  
bench  
lunch

2 Write the words in the correct order. Напиши слова в правильному порядку і прочитай речення.

**my + This + is + classroom.** = This is my classroom.

**is + classroom + My + big.** = \_\_\_\_\_

**are + desks. + fifteen + There** = \_\_\_\_\_

**a + There + computer. + is** = \_\_\_\_\_

**The + is + green. + board** = \_\_\_\_\_

1 Write numbers 13—19. Допиши числівники 13—19.

13	t h i r	
14	□ □ □ □	
15	□ □ □	
16	□ □ □	teen
17	□ □ □ □ □	
18	□ □ □ □	
19	□ □ □ □	

2 Write the correct word. Впиши правильне слово.

on in under

- 1) My computer is on the table.
- 2) My notebooks are \_\_\_\_\_ the bookcase.
- 3) My pen is \_\_\_\_\_ the pencil case.
- 4) My books are \_\_\_\_\_ the desk.
- 5) The clock is \_\_\_\_\_ the wall.
- 6) There are two windows \_\_\_\_\_ the classroom.
- 7) There are some pencils \_\_\_\_\_ the schoolbag.
- 8) There is a toy \_\_\_\_\_ my bag.
- 9) The chair is \_\_\_\_\_ the clock.
- 10) My schoolbag is \_\_\_\_\_ the desk.

# 1 THE SCHOOL BAG

## Lesson 8

1 Look at the shapes, read and match. Розглянь форми, прочитай і поєднай.

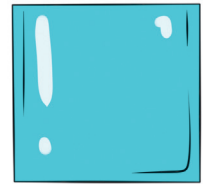

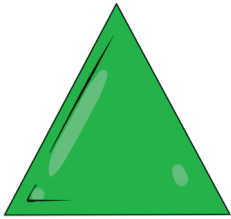
circle

square

triangle

rectangle


parallelogram



2 Read and match. Прочитай і поєднай.



The classroom



The board

is rectangular.

is triangular.


is big.

is round.

is square.



The clock



The flag



The window

**1 Find eight words. Write in ABC order.** Знайди вісім слів. Випиши в алфавитному порядку.

— What animals are there at the Zoo?

zebra tigers snake parrot monkey hippo crocodile bear

- |          |          |          |
|----------|----------|----------|
| 1) _____ | 4) _____ | 7) _____ |
| 2) _____ | 5) _____ | 8) _____ |
| 3) _____ | 6) _____ |          |

**2 Trace and write answers.** Простеж і напиши відповідь.

— Do you like animals?

I don't = I do not



Yes, I do.



No, I don't.



- Do you like tigers, Mary?
- Yes, I do.
- Do you like monkeys, Max?
- \_\_\_\_\_
- Do you like crocodiles, Nick?
- \_\_\_\_\_


- Do you like bears, Dan?
- \_\_\_\_\_
- Do you like parrots, Kate?
- \_\_\_\_\_



# 2 THE ZOO

## Lesson 2

1 Write the letters and read. Дopiши лiтери i прочитай.









z	e	b	r	a	□	n	□	k	□
□	□	p	p	□	□	□	g	□	r
□	□	n	k	□	y	b	□	□	r
□	r	□	c	□	d	□	l	□	

2 Look and write. Розглянь таблицю й напиши.

(✓) It likes...

(✗) It doesn't like...

It doesn't = It does not

			
 Kesha	✓	✗	✓
 Paddy	✗	✓	✓
 Lulu	✓	✗	✓

— *Kesha likes bananas and apples. It doesn't like fish.*

—

—

### 1 Match and say. Поєднай і скажи.

Can you see a hippo in the zoo?

Is there a crocodile in the zoo?

Do you like snakes?

Does your granny like zebras?

Have you got a parrot?

Is it a bear in the tree?

No, I don't.

Yes, I can.

Yes, there is.

No, it isn't.

Yes, I have.

No, she doesn't.

### 2 Write the correct word. Впиши правильне слово.

is   are   can   can't   like   don't like

The



are

black  
and  
white.


The



\_\_\_\_\_

fly.

The



\_\_\_\_\_

big.

The



\_\_\_\_\_

carrots.

The



\_\_\_\_\_

climb  
trees.

The



\_\_\_\_\_

bananas.

# 2 THE ZOO

## Lesson 4

1 Read and circle the odd word. Write. Прочитай та обведи зайве слово. Напиши.

Spider hippo, crocodile, monkey →

Snake, like, tiger, zebra →

Apple, carrot, parrot, fish →

Peas, sausages, cheese, bear →

Zoo, school, book, home →













2 Look and write. Розглянь таблицю й напиши відповідь.



Yes, he/she does.



No, he/she doesn't.

				
MAX				
KATE				

— Does Max like snakes?

— Yes, he does.

— Does Kate like snakes?

— \_\_\_\_\_

— Does Max like hippos?

— \_\_\_\_\_

— Does Kate like hippos?

— \_\_\_\_\_

— Does Max like bears?

— \_\_\_\_\_

— Does Kate like bears?

— \_\_\_\_\_

— Does Max like parrots?

— \_\_\_\_\_




— Does Kate like parrots?

— \_\_\_\_\_

**1** Find animals and write. Знайди тварин і випиши.



A	C	Z	E	B	R	A
M	R	H	I	P	P	O
O	O	P	T	N	I	M
N	C	A	I	S	A	L
K	O	R	G	P	S	S
E	D	R	E	I	N	B
Y	I	O	R	D	A	E
I	L	T	N	E	K	A
Z	E	O	O	R	E	R



Zebra,

**2** Match and read. Guess the animal. З'єднай частини речень і прочитай. Угадай, про яку тварину йдеться.

This is

It

It is

It likes

It can

It has got

is not big.

my favourite animal.

brown.

a long tail.

apples and bananas.

run, jump and climb trees.

What is it? →

# 2 THE ZOO

## Lesson 6

1 Write *Th*, read and match. Допиши *Th*, прочитай і поєднай.

Th ree

□□ ank you!

□□ irteen

□□ is

□□ ey


□□ ere



13




2 Colour and write. Розфарбуй і напиши.



**GREY**

It is a grey hippo.



**GREEN**

It is a \_\_\_\_\_ snake.



**RED BLACK**

The tiger is \_\_\_\_\_ and \_\_\_\_\_.




**BLUE YELLOW RED**

The parrot is \_\_\_\_\_, \_\_\_\_\_  
and \_\_\_\_\_.


**1** Read and circle the right word. Прочитай слова в стовпчиках і обведи слово, що відповідає малюнку.




bear  
chair  
hair  
there  
where



kite  
like  
lion  
spider  
tiger




finger  
hippo  
fish  
sing  
swim

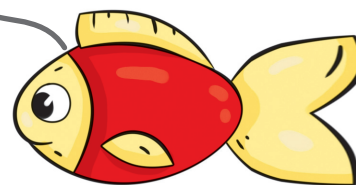


car  
carrot  
cat  
crab  
crocodile

**2** Match and say. Поєднай і скажи.



big  
small  
grey  
long nose  
long tail  
four legs  
red



The elephant is big.

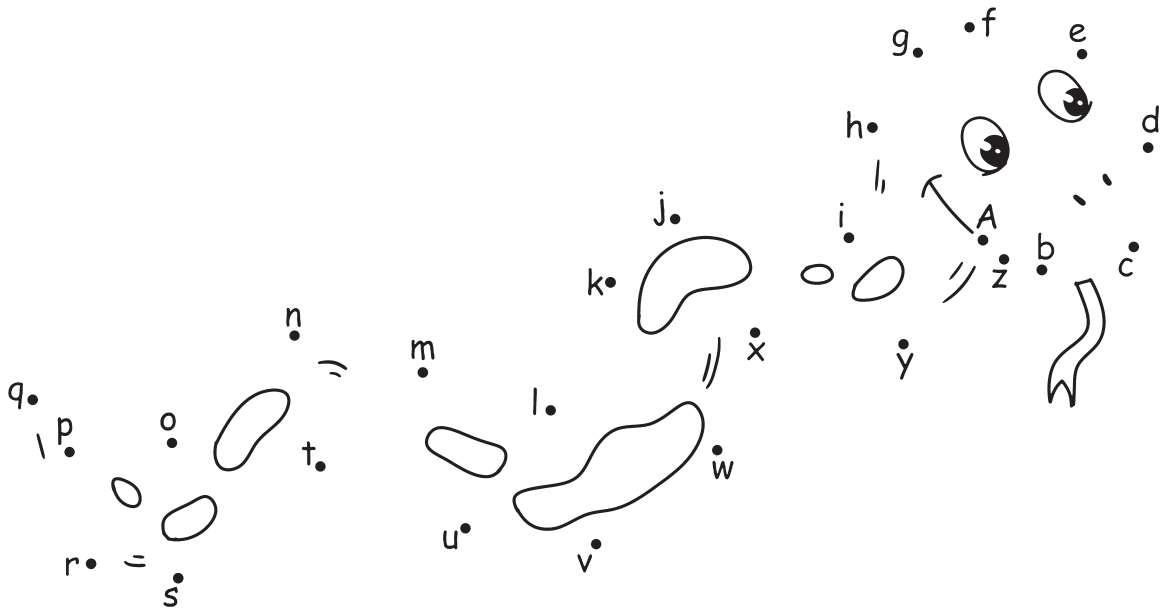
The fish is small.



# 2 THE ZOO

## Lesson 8

1 Draw and say. Colour and write. З'єднай букви за абеткою і здогадайся, яку тварину зображено. Розфарбуй і дай відповіді на запитання.



Is this a pet? — \_\_\_\_\_  
 Is it big? — \_\_\_\_\_  
 What colour is it? — \_\_\_\_\_  
 Does it like apples? — \_\_\_\_\_

Can it climb trees? — \_\_\_\_\_  
 What animal is this? — \_\_\_\_\_  
 Do you like it? — \_\_\_\_\_

2 Write the words in the correct order and read. Напиши слова в правильному порядку і прочитай речення.

**My + animal + is + favourite + a tiger.** = My favourite animal is a tiger.

**Let's + the zoo. + go + to =** \_\_\_\_\_

**are + tigers. + There + four =** \_\_\_\_\_

**tiger + meat. + The + likes =** \_\_\_\_\_

**It + grass. + like + doesn't =** \_\_\_\_\_

**red + are + Tigers + black. + and =** \_\_\_\_\_

**climb. + and + can + run + Tigers =** \_\_\_\_\_

**1 Find 8 words. Write in ABC order.** Знайди 8 слів. Випиши в алфавитному порядку.

— What is there in your room?

sofa wardrobe table mirror mat lamp bed armchair

**2 Count and write.** Порахуй, скільки меблів у кімнаті. Напиши.



— How many beds are there?

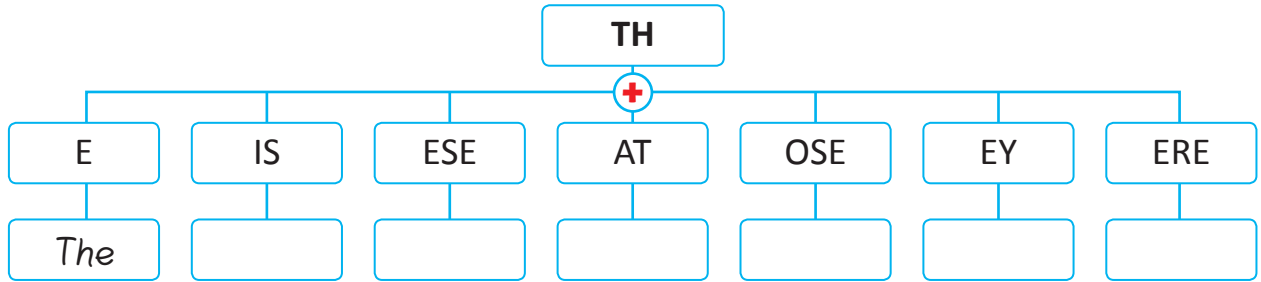
(bed) → There are two beds.  
 (chair) → \_\_\_\_\_  
 (mat) → \_\_\_\_\_  
 (table) → \_\_\_\_\_

(bookcase) → \_\_\_\_\_  
 (clock) → \_\_\_\_\_  
 (lamp) → \_\_\_\_\_  
 (mirror) → \_\_\_\_\_

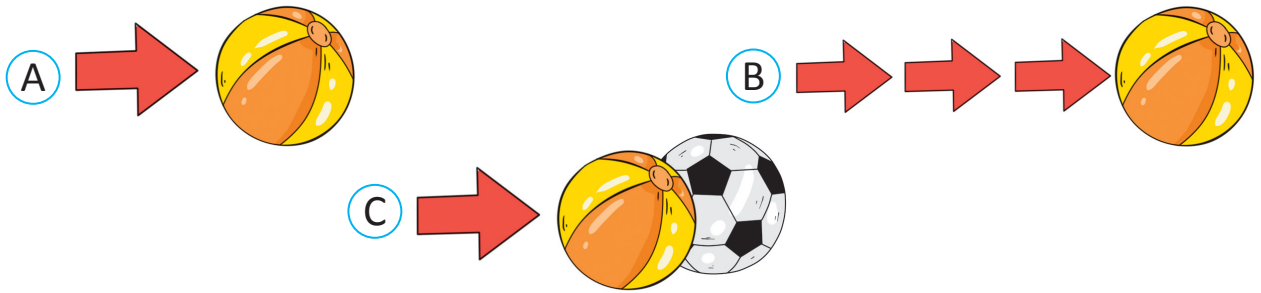
# 3 MY BEDROOM

## Lesson 2

1 Write *Th* and read. Дopiши *Th* i прочитай.



2 Read and match. Прочитай i поєднай.



1 That ball

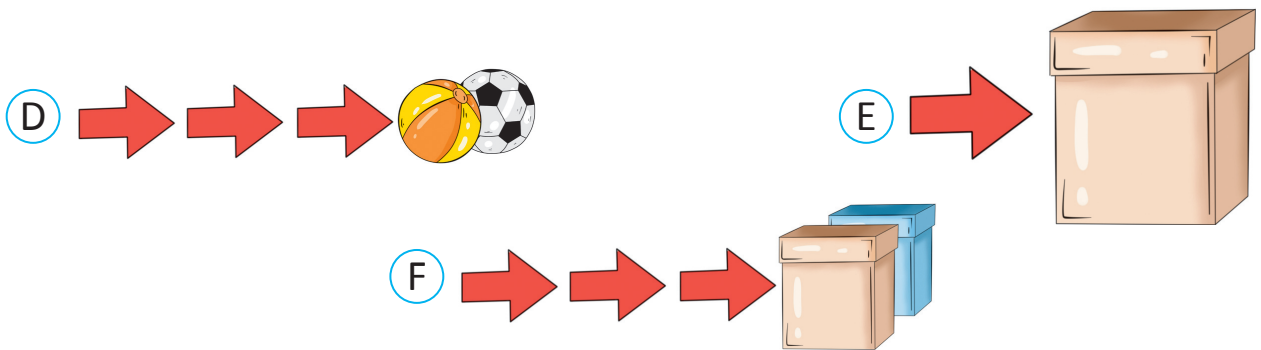
2 This ball

3 Those boxes

4 These balls

5 Those balls

6 This box

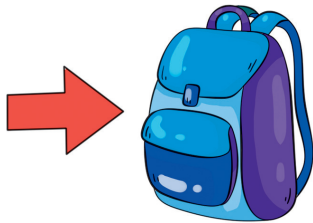


**1** Match and write. Поєднай і напиши.

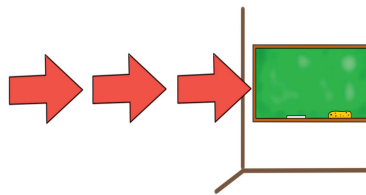
What's that?      What's this?      What are those?      What are these?

---

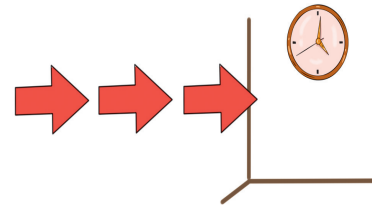
**2** Look and write *this, these, that, those*. Розглянь і напиши *this, these, that, those*.



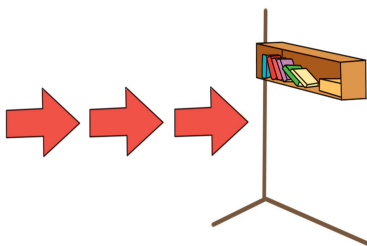
I like this bag.



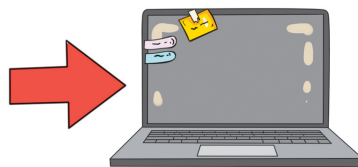
I like \_\_\_\_\_ board.




I like \_\_\_\_\_ clock.



I like \_\_\_\_\_ books.



I like \_\_\_\_\_ computer.



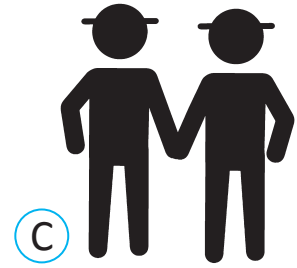


I like \_\_\_\_\_ pencils.

# 3 MY BEDROOM

## Lesson 4

1 Look and match. З'єднай малюнок із займенником.

- Whose hat is this?
- It's its hat.



1 your

3 my



5 his

7 their

2 her

4 its

6 our



2 Read and write. Прочитай і напиши.

This is me. This is (мій) my table.

This table is (мій) \_\_\_\_\_. It is not (мій) \_\_\_\_\_.

Is this (моє) \_\_\_\_\_ armchair?

Is this armchair (моє) \_\_\_\_\_? — No, it is not (моє) \_\_\_\_\_.


**1 Read, match and write.** Прочитай, поєднай і напиши.


Who	_____	a mess!
What	_____	is that boy?
Whose	_____	an idea!
I've got	_____	go to the park.
Let's	_____	clothes are they?

*Who is that boy?* \_\_\_\_\_  
 \_\_\_\_\_  
 \_\_\_\_\_


**2 Read and write.** Прочитай і впиши правильне слово.


What    How    ~~Who~~    Where    Whose

Who is this? — This is  Alice.

\_\_\_\_\_ is this? — This is a  \_\_\_\_\_.

\_\_\_\_\_ clock is this? — It's mine.

\_\_\_\_\_ old are you? — I am  \_\_\_\_\_.

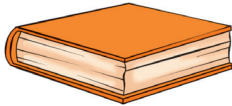
\_\_\_\_\_ are your clothes? — They are in the  \_\_\_\_\_.




# 3 MY BEDROOM

## Lesson 6

1 Read and circle the right word. Прочитай слова в стовпчиках і обведи слово, що відповідає малюнку.



book  
look  
room  
school  
zoo



all  
ball  
small  
tall  
wall



armchair  
car  
dark  
farm  
park

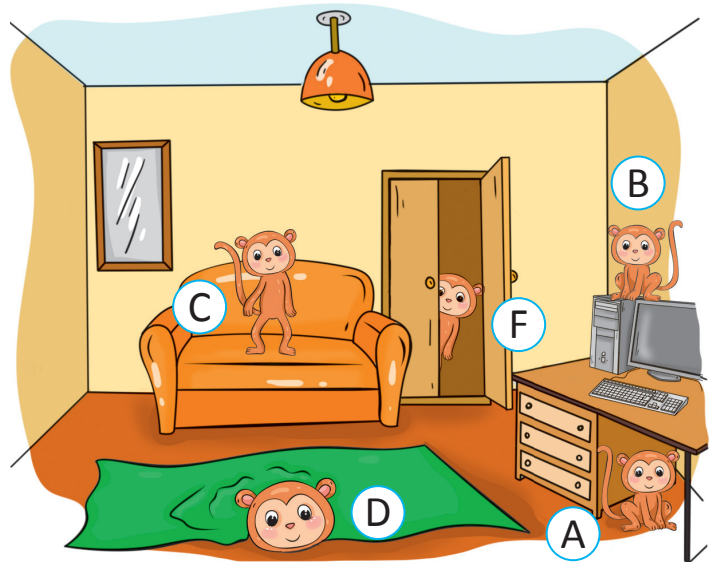


bird  
skirt  
third  
thirteen  
T-shirt

2 Look and write.  
Розглянь і напиши.

— Where are the monkeys?

in    on    under



A (table) → There is a monkey under the table.

B (computer) → \_\_\_\_\_

C (sofa) → \_\_\_\_\_

D (mat) → \_\_\_\_\_

F (wardrobe) → \_\_\_\_\_

1 Find and circle the words. Знайди та обведи слова.

recycling bottles cans Earth environment  
fruit glass metal paper rubbish tins

R	E	C	Y	C	L	I	N	G	Q	U
E	G	L	A	S	S	F	R	U	I	T
E	A	R	T	H	S	M	E	T	A	L
T	B	O	T	T	L	E	S	I	O	N
C	A	N	S	P	A	P	E	R	W	E
T	I	N	S	R	U	B	B	I	S	H
E	N	V	I	R	O	N	M	E	N	T

2 Write the words in the correct order. Напиши слова в правильному порядку і прочитай речення.

my + This + is + bedroom. = This is my bedroom.

room + My + is + tidy. = \_\_\_\_\_

like + my + I + armchair. = \_\_\_\_\_

There + a clock + a mirror + is + and + on the wall. =

\_\_\_\_\_

# 3 MY BEDROOM

## Lesson 8

1 Put the words into the correct box. Впиши слова у відповідний стовпчик.

~~armchair~~    bear    board    mirror    notebook  
pencil case    snake    sofa    tiger

SCHOOL	BEDROOM	ZOO
	<i>armchair</i>	

2 Look and write. Розглянь і напиши.



(This/That) This bag is  
(my/mine) mine.



(This/That) \_\_\_\_\_ is  
(my/mine) \_\_\_\_\_  
granny's house.



(This/These) \_\_\_\_\_  
chair is very big. It is not  
(my/mine) \_\_\_\_\_ chair.



(That/Those) \_\_\_\_\_ is not  
(your/yours) \_\_\_\_\_ picture.  
It's (my/mine) \_\_\_\_\_.

**1 Read and write.** Прочитай і впиши правильне слово.

her his its mine ~~my~~ your yours

I have got a bedroom. It's my bedroom. This bedroom is \_\_\_\_\_.  
 You have got a room. It's \_\_\_\_\_ room. That room is \_\_\_\_\_.  
 This is a parrot. \_\_\_\_\_ name is Paul.  
 That is a girl. \_\_\_\_\_ name is Lola.  
 That is a boy. \_\_\_\_\_ name is Peter.

**2 Match and say.** Поєднай і скажи.

What's your favourite	colour?	— It's seven.
	number?	— It's a kitten.
	animal?	— It's a plane.
	food?	— It's green.
	toy?	— It's a cake.

**3 Read and write.** Прочитай і заповни таблицю.

Crocodiles are green and ugly. The crocodile has got sharp teeth. Hippos are dangerous. They are grey. The hippo has got a big mouth. Monkeys are brown. They are funny. They have got long tails. Snakes are long, they are black. They have got small heads.

crocodile	ugly	green	sharp teeth
hippo			
monkey			
snake			

# 1 REVIEW

## Lesson 2

1 Read and match. Прочитай і поєднай.

How are you?

How old are you?

Is that your favourite animal?

Where is it from?

What colour is it?

Does it like meat?

Can it fly?

Thank you.

Yes, it is.

It is from Africa.

I'm eight.

I'm fine, thanks.

You're welcome.

Yes, it can.

No, it doesn't.

It is red and blue.

2 Look and write. What is different? Розглянь і напиши. Чим відрізняються малюнки?



In Picture A there is one bear \_\_\_\_\_.

In Picture B there are \_\_\_\_\_.

In Picture A there are \_\_\_\_\_.

In Picture B there is \_\_\_\_\_.

In Picture A the \_\_\_\_\_ in the tree.

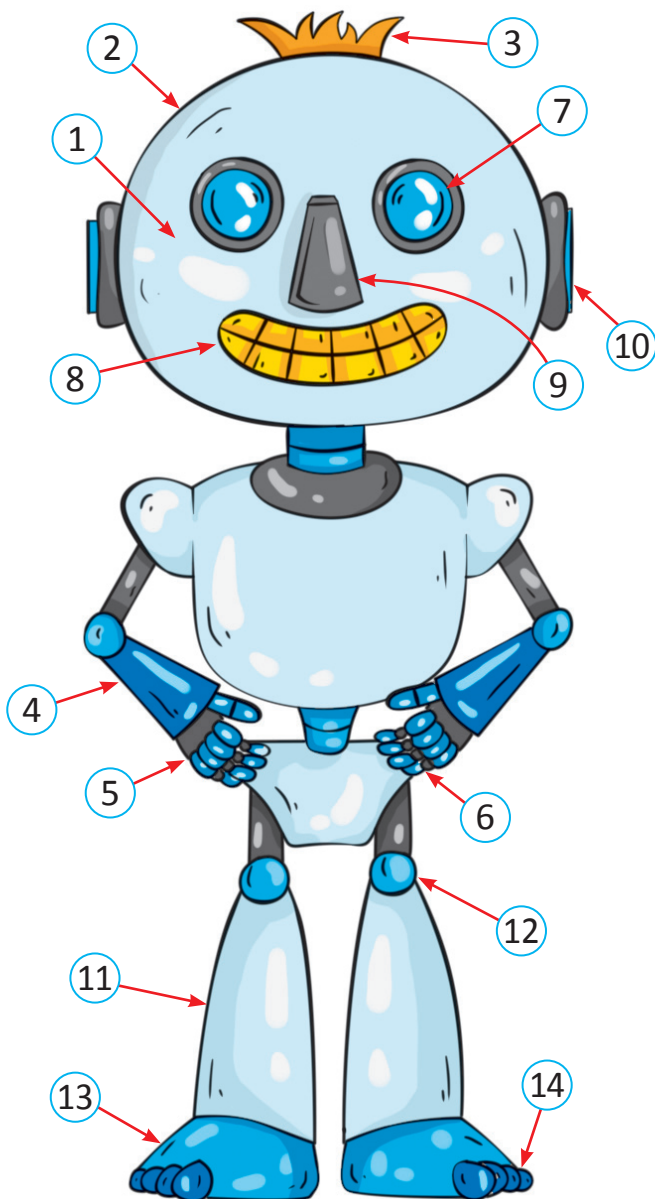
In Picture B the \_\_\_\_\_ under the \_\_\_\_\_.

In Picture A the \_\_\_\_\_ the grass.

In Picture B the \_\_\_\_\_ the water.

Write the words. Напиши слова.

arm   ear   eye   ~~face~~   finger   foot   hair   hand  
 head   knee   leg   mouth   nose   toe



- 1) f  a  c  e
- 2) h
- 3) h
- 4) a
- 5) h
- 6) f
- 7) e
- 8) m
- 9) n
- 10) e
- 11) l
- 12) k
- 13) f
- 14) t

# 4 COME TO MY PARTY

## Lesson 2

He's got = He has got  
She's got = She has got

1 Match and write. Поєднай і напиши.

I have got

My friend has

My cousins

My grandpa

got short hair.

has got grey hair.

long hair.

have got red hair.


*I have got long hair.*

2 Write the words and colour. Впиши слова й розфарбуй.

are got has her is



My sister has got a doll. Her name \_\_\_\_\_ Moana. She has \_\_\_\_\_ long black hair. Her eyes \_\_\_\_\_ black, too. She \_\_\_\_\_ got a white skirt and a blue T-shirt. \_\_\_\_\_ shoes are blue.



My brother's \_\_\_\_\_ a monster. It has \_\_\_\_\_ red hair. It \_\_\_\_\_ got black glasses. His monster \_\_\_\_\_ very funny.



**1 Match and write.** Поєднай і напиши.

funny	eyes	<i>funny face</i>
big	head	_____
long	face	_____
red	nose	_____
blue	legs	_____
one	toes	_____
ten	hair	_____

**2 Draw and write about your family.** Намалюй і напиши про свою сім'ю.



This is my mother.  
She has got \_\_\_\_\_ eyes.

\_\_\_\_\_  
\_\_\_\_\_  
\_\_\_\_\_



This is my \_\_\_\_\_.  
\_\_\_\_\_ has got \_\_\_\_\_.

\_\_\_\_\_  
\_\_\_\_\_  
\_\_\_\_\_

# 4 COME TO MY PARTY

## Lesson 4

**1 Read and circle the odd word. Write.** Прочитай та обведи зайве слово. Напиши.

glasses hands, arms, legs →

yellow, green, long, black →

eyes, toes, ears, has →

grey, nose, mouth, face →

mother, brother, friend, father →

hair, snake, parrot, bear →

eight, number, three, twelve →

**2 Read and match.** Прочитай і поєднай.

Have you got glasses?

What colour is your hair?

What colour are your eyes?

Is his face red?

Are her eyes blue?

Has Max got grey hair?

Have your friends got long legs?

Has Lily got long hair?

No, he hasn't.

It is brown.

No, it isn't.

Yes, they are.

They are green.

No, I haven't.

Yes, she has.

Yes, they have.

**1** Find six words and write the letters. Знайди шість слів і випиши зайві літери.

— What have you got?

— I've got a nose,

nose a face m mouth i hair l ears y eyes

□ □ □ □ □ □

**2** Colour and write the missing letters. Розфарбуй і напиши пропущені літери.



Hi! I'm Micky the Monkey.

I've got a big  ead and short  air.

My  ace is round.

My  yes are big and brown.

My  ars are small.


My  outh is big.

I've got a big black  ose and  lasses.

# 4 COME TO MY PARTY

## Lesson 6

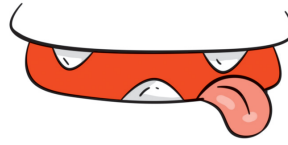
1 Read and circle the right word. Прочитай слова в стовпчиках і обведи слово, що відповідає малюнку.




cake  
lake  
make  
snake  
take



day  
play  
rain  
tail  
today



cloud  
house  
mouse  
mouth  
out



clear  
dear  
ears  
fear  
near

2 Write the words. Випиши слова в однині та множині.

~~head~~ arm ears eyes face feet fingers  
foot hands legs mouth nose toes knee

One

Many

*head,*

3 Write the words in the correct order. Напиши слова в правильному порядку і прочитай речення.


**brown + Snakes + are + and + black.** = Snakes are brown and black.

**have + long + Foxes + tails. + got** = \_\_\_\_\_

**eyes + Her + green. + are** = \_\_\_\_\_

- 1** Read and find the picture. Прочитай і познач (✓) фотокартку людини, про яку йдеться.

This is a man. He has got small eyes and small ears. His nose is big. He has got long hair. His hair is black. He has not got a hat. He has not got glasses.



- 2** Read and circle the correct word. Write. Прочитай і обведи правильне слово. Напиши речення.

My granny (*have got/has got*) glasses. → My granny has got glasses.

My sister (*is/has*) got green eyes. → \_\_\_\_\_

My brother's (*has/got*) long hair. → \_\_\_\_\_

The boy (*haven't/hasn't*) got glasses. → \_\_\_\_\_

(*Has she/She has*) got grey hair? → \_\_\_\_\_

His nose (*is/are*) small. → \_\_\_\_\_

The girls (*have/has*) got big eyes. → \_\_\_\_\_

# 4 COME TO MY PARTY

## Lesson 8

**1 Match and write.** Поєднай і напиши.

This	am	me.
I		not big.
My face	is	round.
My eyes		green.
My nose	are	small.
My hair		blonde.
My ears		little.

*This is me.*


---

---

---


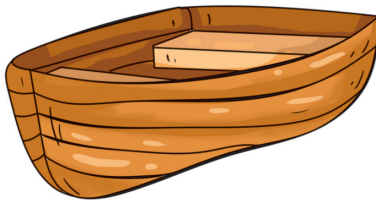


**2 Draw your friend. Write the words from the box and say.** Намалюй портрет друга або подруги. Впиши слова з рамки й розкажи про нього/неї.

big   small   long   short   black   blonde  
brown   red   grey   blue   green



This is my friend. His/Her name is \_\_\_\_\_.  
He/She is \_\_\_\_\_ years old.  
His/Her hair is \_\_\_\_\_ and \_\_\_\_\_.  
His/Her eyes are \_\_\_\_\_ and \_\_\_\_\_.  
He/She has got a \_\_\_\_\_ nose.

Find eight words, write the letters. Знайди вісім слів, випиши зайві літери та склади слово.



skateboard

bus

motorbike

~~boat~~




T	<b>B</b>	<b>O</b>	<b>A</b>	<b>T</b>	R	A	B	U	S
H	E	L	I	C	O	P	T	E	R
S	N	S	C	O	O	T	E	R	P
O	M	O	T	O	B	I	K	E	R
S	K	A	T	E	B	O	A	R	D
T	A	X	I	T	L	O	R	R	Y

scooter

taxi

helicopter

lorry



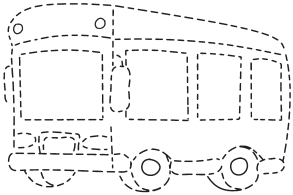
What's your favourite         ?



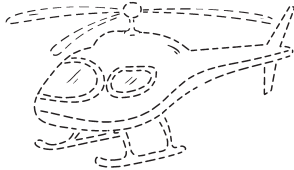
# 5 OFF WE GO!

## Lesson 2


1 Draw and say. Домалюй і скажи, що це.



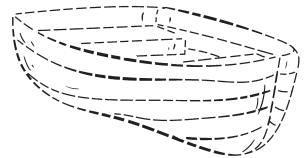
1) \_\_\_\_\_



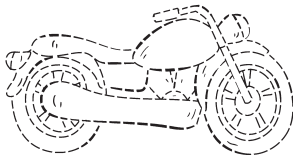
2) \_\_\_\_\_



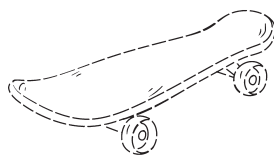
3) \_\_\_\_\_



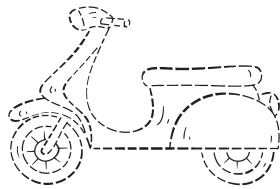
4) \_\_\_\_\_



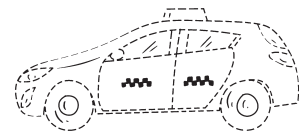
5) \_\_\_\_\_



6) \_\_\_\_\_



7) \_\_\_\_\_



8) \_\_\_\_\_

— What's number 1?

— It's a bus.

2 Match and write. Поєднай і напиши.

drive  
fly  
ride  
sail

a boat  
a bus  
a car  
a helicopter  
a horse  
a motorbike  
a plane  
a scooter  
a ship  
a taxi

sail a boat

\_\_\_\_\_

\_\_\_\_\_

\_\_\_\_\_

\_\_\_\_\_

\_\_\_\_\_

\_\_\_\_\_

\_\_\_\_\_

\_\_\_\_\_

### 1 Write. Напиши.

am      is      are

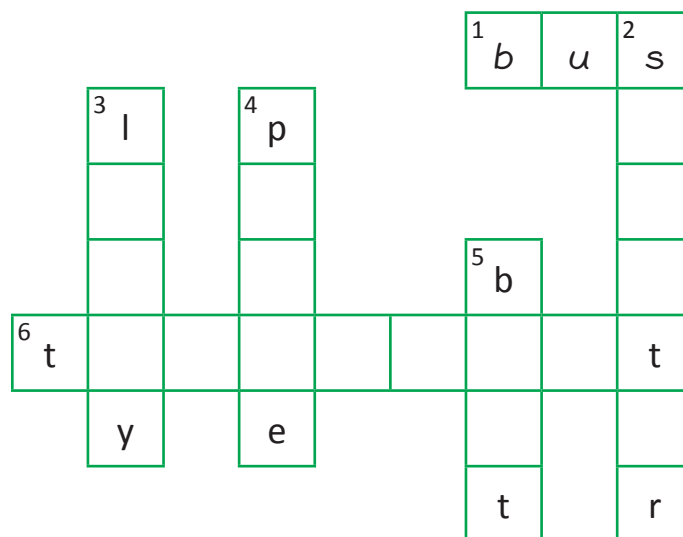
I am \_\_\_\_\_ It \_\_\_\_\_ You \_\_\_\_\_

He \_\_\_\_\_ We \_\_\_\_\_ They \_\_\_\_\_

She \_\_\_\_\_

### 2 Solve the crossword. Впиши слова в кросворд.

- 1) I'm not driving a bus \_\_\_\_\_.
- 2) I'm riding a \_\_\_\_\_.
- 3) He is driving a \_\_\_\_\_.
- 4) She is flying a \_\_\_\_\_.
- 5) He is sailing a \_\_\_\_\_.
- 6) What's your favourite \_\_\_\_\_?



# 5 OFF WE GO!

## Lesson 4

1 Write the answers. Напиши відповіді.

Yes, I am.

No, I'm not.

Are you riding a skateboard? (✓) → Yes, I am.

Are you flying a plane? (✓) → \_\_\_\_\_

Are you driving a lorry? (✗) → \_\_\_\_\_

Are you riding a scooter? (✓) → \_\_\_\_\_

Are you sailing a ship? (✗) → \_\_\_\_\_

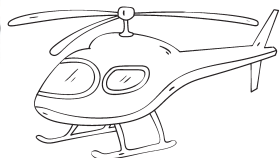
Are you riding a horse? (✗) → \_\_\_\_\_

2 Guess and write. Згадайся й напиши.

— What are the people in the pictures doing now?




Peter



**copheteril**




Jim



**ekibrotom**




Lucy



**draobetaks**



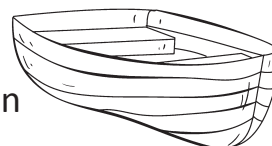
Sandra



**itax**



Jane and Dan



**tabo**

Peter is flying a helicopter.

Jim \_\_\_\_\_

Lucy \_\_\_\_\_

Sandra \_\_\_\_\_

Jane and Dan \_\_\_\_\_

**1 Write *am, is, are*.** Впиши *am, is, are*.

What are you doing? — I \_\_\_\_\_ driving a train.

What \_\_\_\_\_ she doing? — She \_\_\_\_\_ flying a plane.

What \_\_\_\_\_ he doing? — He \_\_\_\_\_ sailing a ship.

What \_\_\_\_\_ you doing? — We \_\_\_\_\_ making a trip.

**2 Look and write sentences.** Розглянь таблицю і склади речення.

	fly a helicopter	ride a bike	sail a boat	drive a car
Lucy	x	✓	x	x
Helen	x	x	✓	x
Max	x	x	x	✓
Tom and Peter	✓	x	x	x

— What are they doing now?

*Lucy is riding a bike now.*

---



---



---



---



---



---



---



---



---



---

# 5 OFF WE GO!

## Lesson 6


1 Read and circle the right word. Прочитай слова в стовпчиках і обведи слово, що відповідає малюнку.



sharp  
she  
ship  
shoe  
short



blue  
pupil  
Sue  
use  
you



beach  
jeans  
please  
sea  
team



new  
few  
drew  
chew  
chewing gum

2 Write questions and answer. Напиши запитання й відповіді.



swim?

Is he swimming? — No, he isn't.  
He's sailing a boat.




helicopter?

motorbike?



taxi?



**1 Write the words and read.** Напиши слова і прочитай.

**igh**

h i g h →

n    t →

he    t →

r    t →

l    t →

br    t →

**2 Read and write answers.** Прочитай і напиши відповіді.

I    He    She    They    fly    drive    ride    sail

What is the pilot doing?

— He is flying a  helicopter.

What is the sailor doing?

— \_\_\_\_\_ a  \_\_\_\_\_.

What is the driver doing?

— \_\_\_\_\_ a  \_\_\_\_\_.

What are the pilots doing?

— \_\_\_\_\_ a  \_\_\_\_\_.

What are you doing?

— \_\_\_\_\_ a  \_\_\_\_\_.

# 5 OFF WE GO!

## Lesson 8

1 Measure and write. Зміряй і напиши.

Measure	
Height	Length
How tall are you? — <u>I am</u> centimetres tall.	How long is your ruler? — _____ centimetres long.
How tall is your friend? — _____ centimetres tall.	How long is your desk? — _____ centimetres long.
How high is your house? — _____ metres high.	How long is your classroom? — _____ metres long.

2 Write the words in the correct order. Напиши слова в правильному порядку і прочитай речення.

**you + What + doing? + are** = What are you doing?

**you + a boat? + Are + sailing** = \_\_\_\_\_

**I + going + to + am + the beach.** = \_\_\_\_\_

**motorbike. + not + I'm + a + riding** = \_\_\_\_\_

**not + We + are + flying + a plane.** = \_\_\_\_\_

**They + driving + a train. + are** = \_\_\_\_\_


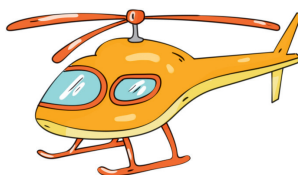

**driving + Is + he + a lorry?** = \_\_\_\_\_

3 Match and trace. Знайди відповідники і поєднай.

motorbike

skateboard

helicopter







# 6 SPORTS CLUB





## Lesson 2

1 Write the words and read. Напиши слова і прочитай.

-ing

s <span style="border: 1px solid blue; padding: 2px;">i</span> <span style="border: 1px solid blue; padding: 2px;">n</span> <span style="border: 1px solid blue; padding: 2px;">g</span> → <u>sing</u>	driv <span style="border: 1px solid blue; padding: 2px;">□</span> <span style="border: 1px solid blue; padding: 2px;">□</span> <span style="border: 1px solid blue; padding: 2px;">□</span> → _____
do <span style="border: 1px solid blue; padding: 2px;">□</span> <span style="border: 1px solid blue; padding: 2px;">□</span> <span style="border: 1px solid blue; padding: 2px;">□</span> → _____	rid <span style="border: 1px solid blue; padding: 2px;">□</span> <span style="border: 1px solid blue; padding: 2px;">□</span> <span style="border: 1px solid blue; padding: 2px;">□</span> → _____
go <span style="border: 1px solid blue; padding: 2px;">□</span> <span style="border: 1px solid blue; padding: 2px;">□</span> <span style="border: 1px solid blue; padding: 2px;">□</span> → _____	runn <span style="border: 1px solid blue; padding: 2px;">□</span> <span style="border: 1px solid blue; padding: 2px;">□</span> <span style="border: 1px solid blue; padding: 2px;">□</span> → _____
play <span style="border: 1px solid blue; padding: 2px;">□</span> <span style="border: 1px solid blue; padding: 2px;">□</span> <span style="border: 1px solid blue; padding: 2px;">□</span> → _____	swimm <span style="border: 1px solid blue; padding: 2px;">□</span> <span style="border: 1px solid blue; padding: 2px;">□</span> <span style="border: 1px solid blue; padding: 2px;">□</span> → _____
fly <span style="border: 1px solid blue; padding: 2px;">□</span> <span style="border: 1px solid blue; padding: 2px;">□</span> <span style="border: 1px solid blue; padding: 2px;">□</span> → _____	bor <span style="border: 1px solid blue; padding: 2px;">□</span> <span style="border: 1px solid blue; padding: 2px;">□</span> <span style="border: 1px solid blue; padding: 2px;">□</span> → _____
sail <span style="border: 1px solid blue; padding: 2px;">□</span> <span style="border: 1px solid blue; padding: 2px;">□</span> <span style="border: 1px solid blue; padding: 2px;">□</span> → _____	writ <span style="border: 1px solid blue; padding: 2px;">□</span> <span style="border: 1px solid blue; padding: 2px;">□</span> <span style="border: 1px solid blue; padding: 2px;">□</span> → _____

2 Look and write. Розглянь і напиши.

	great	fun	difficult	boring
 Lucy		✓		
 Tim	✓			
 Sandra			✓	
 Max				✓

— What do they say?

Lucy: Riding a skatebard is fun!

Tim: Playing

Sandra: \_\_\_\_\_

Max: \_\_\_\_\_

**1 Find and write rhyming words.** Підбери слова, що римуються, й запиши їх.

ball    bike    club    fun    game    great    ~~join~~    play

COIN — join \_\_\_\_\_      LIKE — \_\_\_\_\_

DAY — \_\_\_\_\_      RUB — \_\_\_\_\_

DOLL — \_\_\_\_\_      SAME — \_\_\_\_\_

EIGHT — \_\_\_\_\_      SUN — \_\_\_\_\_

**2 Match and write.** Поєднай і напиши.

— What are you doing?

**YELVOLLABL** → \_\_\_\_\_  
**NOTNIMDAB** → \_\_\_\_\_  
**СОКУНЕ** → \_\_\_\_\_  
**NISNET** → tennis

Alex      Linda  
Rita      Dan

Alex: I'm playing tennis.

Linda: \_\_\_\_\_

Dan: \_\_\_\_\_

Rita: \_\_\_\_\_

# 6 SPORTS CLUB

## Lesson 4

1 Solve the puzzle and write. Розв'яжи головоломку й напиши.

— What do the children like doing on Sunday?

1	2	3	4	5	6	7	8	9	10	11	12	13
a	b	c	d	e	f	g	h	i	j	k	l	m

14	15	16	17	18	19	20	21	22	23	24	25	26
n	o	p	q	r	s	t	u	v	w	x	y	z



Julie

I like 19, 9, 14, 7, 9, 14, 7.  
singing

I like playing 6, 15,  
15, 20, 2, 1, 12, 12.




Jim



Tim

I like 19, 23, 9,  
13, 13, 9, 14, 7.

I like playing 2, 1, 4,  
13, 9, 14, 20, 15, 14.



Lucy

Julie: I like singing.

Jim: \_\_\_\_\_

Tim: \_\_\_\_\_

Lucy: \_\_\_\_\_

2 Choose and write. Вибери правильне слово й напиши.

I like reading books. (~~reading~~/singing/swimming)

I like \_\_\_\_\_ in the sea. (drawing/swimming/cooking)

I like \_\_\_\_\_ pictures. (drawing/reading/singing)

I don't like \_\_\_\_\_ food. (reading/playing/cooking)

I don't like \_\_\_\_\_ songs. (speaking/singing/swimming)

I like \_\_\_\_\_ English. (speaking/singing/playing)

I like \_\_\_\_\_ sports games. (flying/playing/drawing)

**1 Read and circle the odd word. Write.** Прочитай та обведи зайве слово. Впиши його.

**Playing:** hockey, tennis, swimming, volleyball →

**Flying:** kite, plane, helicopter, skateboard →

**Riding:** train, bike, scooter, motorbike →

**Sport:** tennis, singing, table tennis, baseball →

**2 Guess, say and write.** Згадайся, розкажи й напиши.

— What do the children in the pictures like doing?

Max Peter Jim Lucy Sandra Jane and Dan

**lalbsabe** → baseball

**lalbketsab** → \_\_\_\_\_

**tooflabl** → \_\_\_\_\_

**netsin** → \_\_\_\_\_

**ckohey** → \_\_\_\_\_

**vylolelabl** → \_\_\_\_\_

Max likes playing baseball.

---



---



---



---


# 6 SPORTS CLUB

## Lesson 6

1 Read and circle the right word. Прочитай слова в стовпчиках і обведи слово, що відповідає малюнку.




goal  
goat  
boat  
soap  
road



go  
no  
note  
hole  
hippo




for  
door  
floor  
shorts  
sports




run  
fun  
bus  
duck  
club


2 Write the answers. Напиши відповіді.


Yes, I do.      No, I don't.      Yes, I am.      No, I am not.  
bike      books      elephant      football      ~~kite~~      reading


Do you like flying a  kite ? (✓) — Yes, I do.

Are you playing  \_\_\_\_\_ ? (x) — \_\_\_\_\_

Do you like riding an  \_\_\_\_\_ ? (x) — \_\_\_\_\_



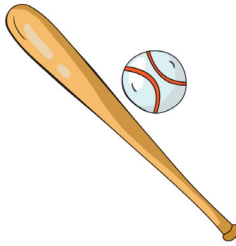

Are you riding a  \_\_\_\_\_ ? (x) — \_\_\_\_\_

Are you  \_\_\_\_\_ now? (✓) — \_\_\_\_\_

Do you like reading  \_\_\_\_\_ ? (✓) — \_\_\_\_\_

**1** Look and write. Розглянь і напиши.

— What sports do you like doing?

				
DAN	✓	✓	×	×
MAX	×	✓	✓	×
KATE	✓	×	×	✓

Dan: I like swimming and hockey, but I don't like baseball or badminton.

Max: \_\_\_\_\_

Kate: \_\_\_\_\_

**2** Read and write the words from the box. Прочитай і впиши слова з рамки.

are   am   don't   I   like   play   playing   too   you

Dan: Hello, Julie!

Julie: Hi, Dan! How are you?

Dan: I \_\_\_\_\_ fine. And \_\_\_\_\_? What \_\_\_\_\_ you doing?

Julie: \_\_\_\_\_ am doing my English exercises.

Dan: Let's \_\_\_\_\_ table tennis. Do you like \_\_\_\_\_ table tennis?

Julie: No, I \_\_\_\_\_. But I \_\_\_\_\_ basketball.

Dan: Oh, me, \_\_\_\_\_.



# 6 SPORTS CLUB

## Lesson 8

1 Read and match. Прочитай і поєднай.

Can you drive a car?

I like volleyball.

What's your favourite sport?

No, I can't. It's difficult.

Is playing baseball fun?

No, it isn't. It's boring!

Is playing table tennis difficult?

I like playing music.

What do you like doing?

Me too.

I like playing basketball.

No, it isn't difficult.

2 Write the words in the correct order. Напиши слова в правильному порядку і прочитай речення.

**my + Basketball + is + sport + favourite + . =**

*Basketball is my favourite sport.*

**like + basketball + I + playing + . =**

**great + is + basketball + Playing + . =**

**hockey + don't + I + like + playing + . =**

**hockey + Playing + is + easy + not + . =**

**is + Swimming + boring + . =**


1 Read and write the words from the box. Прочитай і доповни речення словами з рамки.

got has is likes playing she swimming



This is my friend. Her name's Alice. She \_\_\_\_\_ 9. Alice \_\_\_\_\_ got red hair and green eyes. Alice \_\_\_\_\_ sports. Her favourite sport \_\_\_\_\_ tennis. She likes \_\_\_\_\_ table tennis, too. But \_\_\_\_\_ is not playing tennis now. She is \_\_\_\_\_.

2 Draw your friend. Say and write. Намалюй портрет свого друга або подруги. Розкажи й напиши про нього/неї за зразком.



This is my friend. Her/His name's \_\_\_\_\_.  
 \_\_\_\_\_ has got \_\_\_\_\_  
 \_\_\_\_\_ likes \_\_\_\_\_  
 \_\_\_\_\_ favourite sport \_\_\_\_\_  
 \_\_\_\_\_ likes \_\_\_\_\_, too.  
 But \_\_\_\_\_ is not \_\_\_\_\_  
 \_\_\_\_\_ is \_\_\_\_\_ now.

3 Mark and say what you have got. Познач і скажи що в тебе є.

- |  |                                    |                                     |
|--|------------------------------------|-------------------------------------|
| <input checked="" type="checkbox"/> rubber | <input type="checkbox"/> toy       | <input type="checkbox"/> hat        |
| <input type="checkbox"/> pencil            | <input type="checkbox"/> lorry     | <input type="checkbox"/> black hair |
| <input type="checkbox"/> doll              | <input type="checkbox"/> blue eyes | <input type="checkbox"/> photo      |

*I have got a rubber.*

## Lesson 2

**1** Mark with (✓) three things you like, and with (✗) three things you don't like. Say and write. Познач (✓) три речі, які тобі подобаються, і (✗) три речі, які не подобаються. Скажи й напиши.

 reading

 skipping

 riding a horse

 music

 eating pizza

 swimming

 singing

 wearing jeans

 playing football

I like swimming.

I don't like \_\_\_\_\_

\_\_\_\_\_

\_\_\_\_\_

**2** Look and write. What is different? Розглянь і напиши. Чим відрізняються малюнки?



A



B

In Picture A two boys are playing basketball.

In Picture B \_\_\_\_\_

\_\_\_\_\_

\_\_\_\_\_

\_\_\_\_\_

**1 Find six words. Say and write.** Знайди шість слів. Скажи й напиши.

— What animals are there on the farm?



zebra chicken cat —



elephant cow lion —



tiger goat parrot —



tiger horse hippo —



crocodile mouse —



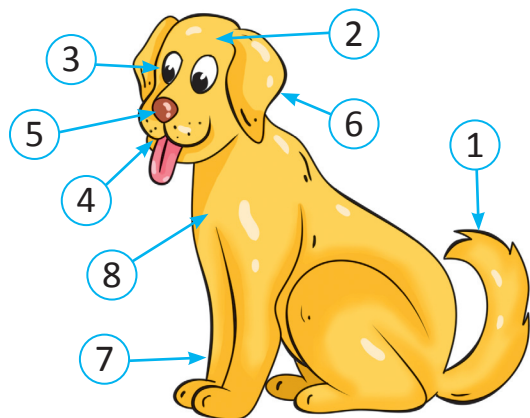
spider rabbit frog —



snake sheep goose —

**2 Write the words.** Напиши слова.

ear eye hair head leg mouth nose ~~tail~~



1) t

5) n

2) h

6) e

3) e

7) l

4) m

8) h


# 7 IN THE COUNTRYSIDE

## Lesson 2

1 Write the words. Випиши слова в однині та множині.

child children man men person people  
woman women sheep mouse mice


One child Many children




one person —  
four people



one sportsman —  
three \_\_\_\_\_




one woman —  
two \_\_\_\_\_



one child —  
two \_\_\_\_\_



one mouse —  
five \_\_\_\_\_



one sheep —  
three \_\_\_\_\_

2 Read and write the correct word. Прочитай і впиши правильне слово.

The children are at school. (is/are)

Where are the \_\_\_\_\_? (child/children)

There are ten \_\_\_\_\_ in the room. (person/people)

Those \_\_\_\_\_ are under the floor. (mouse/mice)

Dan has got a white \_\_\_\_\_. (mouse/mice)

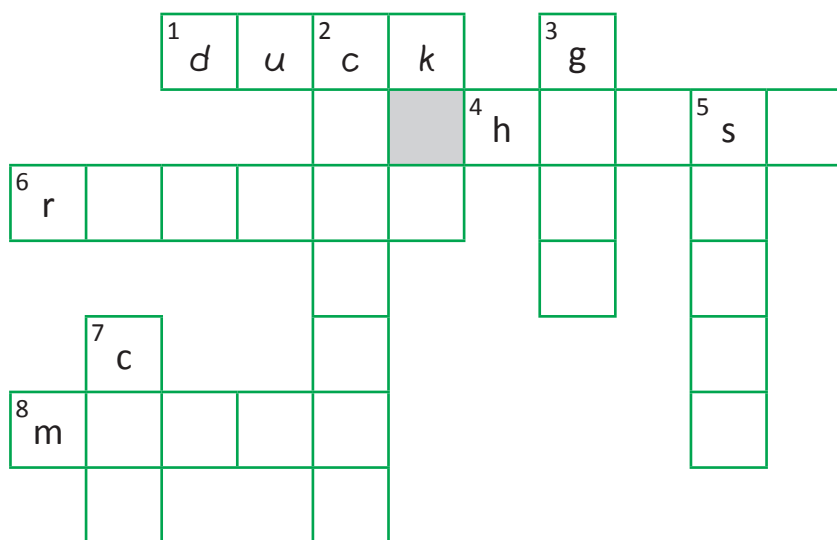
I can see a \_\_\_\_\_ in the park. (woman/women)

Six women \_\_\_\_\_ playing volleyball. (is/are)

The man \_\_\_\_\_ swimming. (is/are)

**Read and solve the crossword.** Прочитай, відгадай загадки і впиши слова в кросворд.

- 1) This bird can fly and swim. .
- 2) It's very small. It's yellow. It's a hen's baby. .
- 3) It is not big. It likes grass. It gives milk. .
- 4) It's a big farm animal. People ride on it. .
- 5) It's a farm animal. It has got long hair. .
- 6) It has got long ears. It can run very fast. .
- 7) It's a big farm animal. It has got a long tail. It gives milk. .
- 8) It's very small. It's grey. It has got a long tail and sharp teeth. .



# 7

## IN THE COUNTRYSIDE

### Lesson 4

**1** Write the words in the correct boxes. Впиши слова у відповідні стовпчики.


~~bear~~ chicken cow crocodile duck goat  
goose hen hippo horse monkey parrot

ZOO ANIMALS	FARM ANIMALS	BIRDS
Bear,		

**2** Read, choose and write. Прочитай, вибери правильні слова. Напиши отримані речення.




How many tails have two mice got? — They've got ~~(one/two/three)~~ tails.  
They've got two tails.




A cow has got ~~(one/two/four)~~ legs.




A rabbit has got ~~(two/three/five)~~ ears.



Two sheep have got ~~(two/four/eight)~~ eyes.



Four horses have got ~~(two/four/six)~~ tails.



Three chickens have got ~~(two/four/six)~~ legs.



**1 Write long forms.** Напиши повну форму слів.

I'm lost. → I am lost.

We're lost. → We \_\_\_\_\_ lost.

He's happy. → He \_\_\_\_\_ happy.




I've got an idea. → I \_\_\_\_\_ an idea.

He's got long hair. → He \_\_\_\_\_ long hair.

Where's the farm? → Where \_\_\_\_\_ the farm?

I don't know. → I \_\_\_\_\_ know.

**2 Look, count and say.** Розглянь, порахуй і скажи.



— How many animals are there?

There are two c   .

There \_\_\_\_\_ g    .

There \_\_\_\_\_ r      .

There \_\_\_\_\_ s    .

There \_\_\_\_\_ ch      .

There \_\_\_\_\_ m   .

There \_\_\_\_\_ h    .

— Are there any parrots?

— No, there aren't.

— Are there any rabbits?

— Are there any bears?

— Is there a horse?



# IN THE COUNTRYSIDE 7

## Lesson 7

**1** Read and circle the odd word. Write. Прочитай та обведи зайве слово. Напиши.

four, skin two, one →


hair, fish, birds, reptiles →

parrots, ducks, chickens, scales →


sheep, goats, feathers, horses →

**2** Find the animals and write the words in the correct boxes. Знайди тварин і випиши у відповідні клітки.

MAMMALS	REPTILES	BIRDS
Goat,		




O	P	L	D	M	A	C	C	S
D	A	G	O	M	N	H	A	H
C	R	O	C	O	D	I	L	E
S	R	A	O	U	U	C	I	E
N	O	T	W	S	C	K	Z	P
A	T	L	D	E	K	E	A	H
K	A	D	A	F	A	N	R	R
E	M	E	I	E	I	O	D	H



# 7 IN THE COUNTRYSIDE


## Lesson 8

**1** Guess and draw the animal. Угадай і намалюй тварину.




- I've got four legs. I've got soft hair. I can run and I can jump. I can climb a tree. I like mice. I don't like to swim.

I'm a .




- I've got four legs. I've got green skin and a long tail. I can run fast. I like insects.

I'm a .



- I've got two legs. I've got brown feathers. I can walk, fly, swim and dive. I like fish.

I'm a .



- I have no legs. I have no hair. I've got scales. I can swim. I live in water.

I'm a .

**2** Make and write a riddle for your friend. Склади й напиши загадку для свого друга або своєї подруги.

Who am I?

---

---

**1** Guess the words and write. Угадай слова й напиши.

buy (**shicp**) →

ride a roller (**tercoas**) →

drink (**denamole**) →


throw a (**labl**) →

eat a (**gubrer**) →

win a (**ezpir**) →

**2** Match, say and write. Поєднай, скажи й напиши.

Number 1. I like chips. Number 2. I don't like kites.



— I like \_\_\_\_\_, \_\_\_\_\_, \_\_\_\_\_,  
and \_\_\_\_\_.

— I don't like \_\_\_\_\_, \_\_\_\_\_, \_\_\_\_\_,  
\_\_\_\_\_.

# 8 AMUSEMENT PARK

## Lesson 2

1 Read and write the words in the correct boxes. Прочитай і випиши слова у відповідні стовпчики.

hot dog    ball    bike    cheeseburger    hopscotch  
 pizza    pony    roller coaster    table tennis

BUY	RIDE	PLAY
hot dog		

What can you do in an amusement park?

2 Write. Напиши.

I like                      I'd like

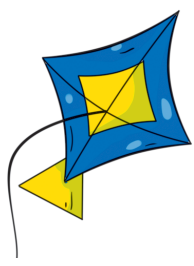

I like \_\_\_\_\_ swimming.                      \_\_\_\_\_ to eat fish and chips.  
 I'd like \_\_\_\_\_ to swim in the sea.                      \_\_\_\_\_ to buy some lemonade.  
 \_\_\_\_\_ to drink some juice.                      \_\_\_\_\_ winning prizes.  
 \_\_\_\_\_ drinking milk.                      \_\_\_\_\_ to ride a roller coaster.  
 \_\_\_\_\_ eating fish and chips.

3 Match and trace. Знайди відповідники і поєднай.

prize

roller coaster

kite



- 1** Circle the words and write them in ABC order. Обведи слова й випиши їх в алфавітному порядку.

amusement ride buy eat drink win throw ride

amusement,

- 2** Look, read and write the names. Подивись, прочитай і напиши імена.



Mary












Mary is playing basketball. She is throwing the ball. Kate is riding a pony. Julia is winning a prize. Max and Nick are riding a roller coaster. Nick is eating ice cream. Dan is buying lemonade. Tim is drinking cola.



# 8 AMUSEMENT PARK

## Lesson 4

**1** Choose the correct word and answer. Вибери правильне слово й дай відповідь.

Can Have Has	you throw the ball?	→ <input type="text" value="Yes, I can."/>
Do Does Is	you like riding a roller coaster?	→ <input type="text"/>
Where How many What	prizes have you got?	→ <input type="text"/>
What How Where	are you buying?	→ <input type="text"/>

**2** Read and circle the odd word. Write. Прочитай та обведи зайве слово. Напиши.

pizza, burger, horse, sandwich →

roller coaster, notebook, ruler, schoolbag →

chips, burger, prize, apple →

what, win, where, who →

buy, sing, eat, cola →

can, what, how, where →

ride, pony, win, play →

**1 Match the opposites.** Поєднай слова з протилежним значенням.

yes	big	on	happy
good	black	this	come
bad	no	that	go
under	white	small	sad

*Note: A line connects 'yes' to 'no'.*

**2 Circle and write.** Обведи слова й напиши речення.

**What can we do?** → What can we do?

**I have got an idea.** → \_\_\_\_\_

**What do you like doing?** → \_\_\_\_\_

**I like riding horses.** → \_\_\_\_\_

**I'd like to buy some good apples.** → \_\_\_\_\_

**They are not eating ice cream.** → \_\_\_\_\_

**We like playing table tennis.** → \_\_\_\_\_

**3 Mark and say what we can do in an amusement park.** Познач і скажи, що можна робити в парку розваг.

- |   |                                      |  |
|---|--------------------------------------|--|
| <input checked="" type="checkbox"/> eat pizza | <input type="checkbox"/> win a prize | <input type="checkbox"/> draw a picture    |
| <input type="checkbox"/> sleep                | <input type="checkbox"/> do homework | <input type="checkbox"/> make a sandcastle |
| <input type="checkbox"/> drink cola           | <input type="checkbox"/> take photos | <input type="checkbox"/> climb trees       |

*We can eat pizza in an amusement park.*


# 8 AMUSEMENT PARK

## Lesson 6


1 Read and circle the right word. Прочитай слова в стовпчиках і обведи слово, що відповідає малюнку.




we  
with  
win  
wall  
watermelon



my  
buy  
fly  
dry  
cry



man  
has  
can  
bad  
apple



fur  
turn  
turner  
burn  
burger

2 Write questions and answer. Напиши запитання до малюнків і відповіді.



(merry-go-round?)

Is he riding a merry-go-round? — No, he isn't. He's riding a roller coaster.

\_\_\_\_\_

\_\_\_\_\_



(coffee?)

\_\_\_\_\_


\_\_\_\_\_

\_\_\_\_\_

\_\_\_\_\_



(burger?)



(watermelon?)

**1** Write *Wh* and match. Write the words in the sentences. Дopiши *Wh* і поєднай. Впиши ці слова в речення.

I'd like = I would like

**Wh**

W h at

□ □ ere

□ □ ite

I'd like to ride a \_\_\_\_\_ horse.

\_\_\_\_\_ can we do? — We can ride a roller coaster.

\_\_\_\_\_ are the children? — They are in an amusement park.

I'd like to buy a \_\_\_\_\_ T-shirt.

\_\_\_\_\_ are they doing? They are drinking juice.

**2** Write the words in the correct order. Напиши слова в правильному порядку і прочитай речення.


**a fair + There's + the + in + park.** = There's a fair in the park.

**are + There + of children. + lots** = \_\_\_\_\_

**can + a prize. + They + win** = \_\_\_\_\_

**The children + buy + chips + can + lemonade. + and** = \_\_\_\_\_

**3** Mark, write and say. Познач, напиши та скажи.



Yes, I do.



No, I don't.

Do you like riding a horse? → Yes, I do.

Do you like eating ice cream? → \_\_\_\_\_

Do you like riding a roller coaster? → \_\_\_\_\_

# 8 AMUSEMENT PARK

## Lesson 8

**1 Read, choose and write.** Прочитай, вибери правильні слова й напиши.

I like fairs. (~~like~~/d like)

I'd like \_\_\_\_\_ to the amusement park. (*to go/going*)

I like \_\_\_\_\_ to the park with my friends. (*go/going*)

We can \_\_\_\_\_ a bike or a scooter. (*ride/to ride*)

We like \_\_\_\_\_ horses, too. (*riding/ride*)

We are \_\_\_\_\_ burgers and chips. (*eat/eating*)

I'd like \_\_\_\_\_ some lemonade now. (*drinking/to drink*)

I like \_\_\_\_\_ lemonade and juice. (*drinking/drink*)

**2 Draw and write.** Намалюй продукти та напої, які тобі подобається їсти та пити під час прогулянки в парку розваг і які не подобається.

I like eating...

I like drinking...



I don't like eating...

I don't like drinking...

**1** Find the words in the wordsearch puzzle and write them. Знайди слова в таблиці, напиши їх. Випиши зайві літери. Яке слово склалося?



b	f	i	s	h	m	u	s	i	c
e	i	c	e	c	r	e	a	m	s
a	u	p	h	o	t	o	m	m	e
c	r	p	i	c	t	u	r	e	!
h	s	h	e	l	l	s	s	e	a
s	a	n	d	c	a	s	t	l	e



beach, \_\_\_\_\_  
 \_\_\_\_\_  
 \_\_\_\_\_

□□□□□!

**2** Write the words from Task 1. Впиши відповідні слова з першого завдання.

catch a fish  
 eat an \_\_\_\_\_  
 listen to \_\_\_\_\_  
 look for a \_\_\_\_\_

make a \_\_\_\_\_  
 paint a \_\_\_\_\_  
 swim in the \_\_\_\_\_  
 take a \_\_\_\_\_

## Lesson 2

1 Write the letter and match. Впиши літеру й поєднай.



I'm not  ure.

Sorry, I don't  ant to.

Good  dea!

2 Write and say what you think about it. Впиши відповідні слова і скажи, що ти думаєш про це.

Let's listen to music.



— Good idea!

Let's \_\_\_\_\_ in the sea.



— \_\_\_\_\_

Let's \_\_\_\_\_ a fish.



— \_\_\_\_\_

Let's \_\_\_\_\_ a picture.



— \_\_\_\_\_

\_\_\_\_\_ a photo.



— \_\_\_\_\_

\_\_\_\_\_ shells.



— \_\_\_\_\_

\_\_\_\_\_ ice cream.



— \_\_\_\_\_

\_\_\_\_\_ a sandcastle.



— \_\_\_\_\_



**1 Read and choose the correct word. Write.** Прочитай і вибери правильне слово. Напиши.

make: sandcastle, sandals, trainers, boots →

eat: pictures, photos, ice cream, shells →

listen to: sea, music, beach, fish →

catch: sun, water, fish, sandcastle →

take: sea, beach, music, photos →

**2 Look and correct the sentences.** Розглянь малюнки й виправ речення.



Jane is listening to music.

No, she isn't. She is dancing.



Lucy is eating ice cream.

\_\_\_\_\_



Mary and Dan are catching fish.

\_\_\_\_\_



Bob and Dave are making a sandcastle.

\_\_\_\_\_



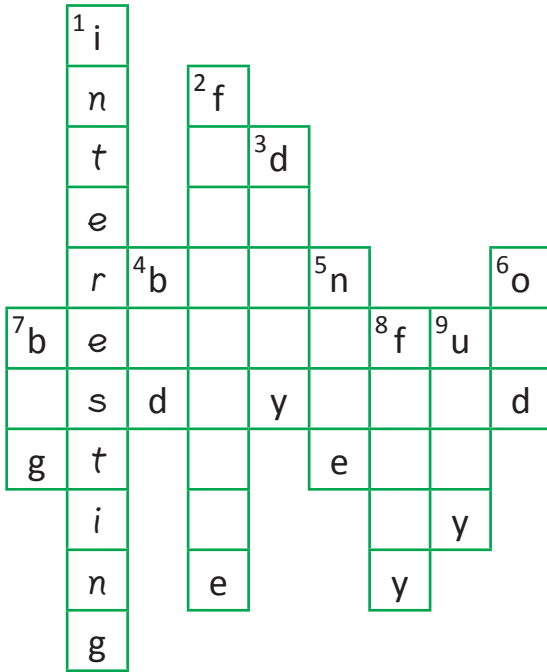
Max is painting a picture.

\_\_\_\_\_

# 9 AT THE BEACH


## Lesson 4

1 Write the words and solve the crossword. Напиши слова й впиши їх в кросворд.



- 1) цікавий — interesting
- 2) улюблений — \_\_\_\_\_
- 3) брудний — \_\_\_\_\_
- 4) поганий — \_\_\_\_\_
- 5) приємний — \_\_\_\_\_
- 6) старий — \_\_\_\_\_
- 7) великий — \_\_\_\_\_
- 8) кумедний — \_\_\_\_\_
- 9) потворний — \_\_\_\_\_

2 Match and write. Поєднай і напиши.




nice music, \_\_\_\_\_


\_\_\_\_\_


\_\_\_\_\_


**1 Write *and* or *but*.** Впиши слова замість малюнків. Встав *and* або *but*.


~~music~~ ball beach ice cream picture

The  music is loud but I like it.

The  \_\_\_\_\_ is old \_\_\_\_\_ I like it.

The  \_\_\_\_\_ is beautiful \_\_\_\_\_ I like it.

The  \_\_\_\_\_ is nice \_\_\_\_\_ I like it.

The  \_\_\_\_\_ is warm \_\_\_\_\_ I like it.

**2 Write the missing words.** Впиши пропущені слова.

~~run~~ difficult easy idea Let's top walking

I'd like to run. It's fun.

A race is a good \_\_\_\_\_.

\_\_\_\_\_ go to the top together.

We can't get to the \_\_\_\_\_ of the hill.

I can't race. It's \_\_\_\_\_.

But I can walk. It's \_\_\_\_\_.

I like \_\_\_\_\_.

# 9 AT THE BEACH

## Lesson 6

1 Write *ea/ee*, read and match. Допиши *ea/ee*, прочитай і поєднай.

ea ee

ea r      d \_ p      id \_ \_      t \_ \_ th

k \_ \_ p      h \_ \_ r      r \_ \_ lly      sh \_ \_ p

r \_ \_ d      f \_ \_ t      b \_ \_ ch

2 Write the words in the correct order and read. Напиши слова в правильному порядку і прочитай речення.

to go + I'd + to + like + the beach. = I'd like to go to the beach.

make + sandcastle. + a + Let's = \_\_\_\_\_

sea + The + beautiful. + is = \_\_\_\_\_


I + want + don't + fish. + to catch = \_\_\_\_\_

3 Match and trace. Знайди відповідники і поєднай.

shells

sandcastle

beach



**1 Match the questions with the answers.** Поєднай запитання з відповідями.

How old are you?

She's nine.

How old is Mary?

I'm eight.

Have you got a boat?

Yes, I do.

Can you race?

Yes, I have.

Do you like the beach?

Yes, I can.

How many shells are there?

It's spring in Ukraine.

Where is Ukraine?

It's in Europe.

What season is it now?

There are ten shells.

**2 Match and write.** Поєднай і напиши.

— What are you doing?



Alex



Linda

ERUTCIP → \_\_\_\_\_

AMCRECIE → \_\_\_\_\_

TOHOP → \_\_\_\_\_

SLELSH → \_\_\_\_\_



Rita



Dan

Alex: (paint) → I am painting a picture.

Linda: (eat) → \_\_\_\_\_.

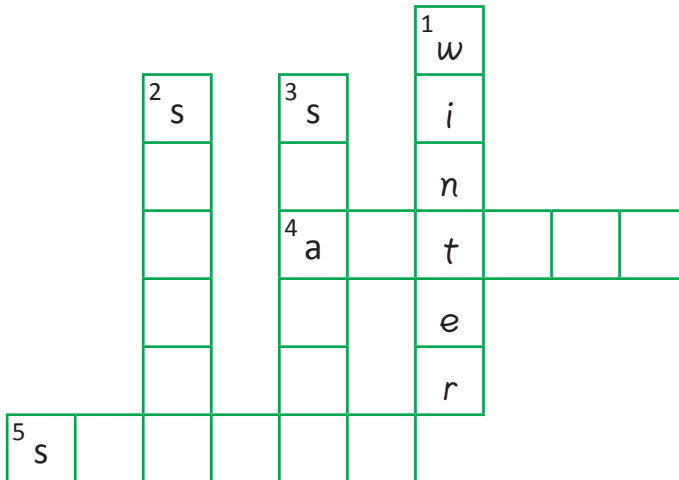
Dan: (take) → \_\_\_\_\_.

Rita: (look for) → \_\_\_\_\_.

# 9 AT THE BEACH

## Lesson 8

1 Solve the crossword. Впиши слова в кросворд.



- 1) зима
- 2) літо
- 3) пора року
- 4) осінь
- 5) весна

2 Read, match, say and write. Add your own ideas. Прочитай, поєднай, скажи й напиши. Додай власні речення.

- Spring
- Summer
- Autumn
- Winter

- play snowballs and make a snowman
- go to the beach and swim in the sea
- plant flowers
- come back to school
- wear T-shirts and sandals
- wear jeans and trainers
- wear coats and boots
- wear jackets and rubber boots

*In spring we plant flowers.*



In \_\_\_\_\_ we \_\_\_\_\_.



In \_\_\_\_\_



In \_\_\_\_\_



In \_\_\_\_\_



## Lesson 1

1 Read and say which 's stands for *is* and which stands for *has*. Прочитай і вкажи, яке 's замінює *is*, а яке *has*.

Where's Mike? →

He's got a brother and a sister. →

He's at the beach. →

That's Mary. →

What's he doing? →

She's looking for her puppy. →

He's playing with his little brother. →

She's got a dog and three puppies. →

2 Look and write. What is different? Розглянь і напиши. Чим відрізняються малюнки?



In Picture A two dogs are swimming in the sea.

In Picture B two dolphins are swimming in the sea.

---



---



---



---



---

**1 Read and choose the correct word.** Прочитай і вибери правильне слово.

Mice are bad (bed/bad) but I like them.

There's a bed (bed/bad) in my room.

There are \_\_\_\_\_ (for/four) seasons.

Sandals are \_\_\_\_\_ (for/four) summer.

Let's listen \_\_\_\_\_ (two/to/too) music.

I've got \_\_\_\_\_ (two/to/too) friends.

My friends like sports, \_\_\_\_\_ (two/to/too).


Look! \_\_\_\_\_ (It's/Its) a parrot.

\_\_\_\_\_ (It's/Its) feathers are red, green and blue.

I can \_\_\_\_\_ (see/sea) two boats in the \_\_\_\_\_ (see/sea).

**2 Write the first letters and make a word.** Запиши перші літери слів і склади відповідь на запитання.

What's the weather like today?



□ □ □ □ □ □ □ □ □ □

**3 Divide the words and write the sentence.** Розділи слова й напиши речення.

HAVEFUNINSUMMER! →

# CONTENTS

Back to School (Revision) .....	3
Unit 1. The School Bag.....	9
Unit 2. The Zoo .....	17
Unit 3. My Bedroom.....	25
Review 1 .....	33
Unit 4. Come to My Party .....	35
Unit 5. Off We Go! .....	43
Unit 6. Sports Club .....	51
Review 2 .....	59
Unit 7. In the Countryside .....	61
Unit 8. Amusement Park .....	69
Unit 9. At the Beach.....	77
Review 3 .....	86

Навчальне видання

*ФРОСТ Лора*

**АНГЛІЙСЬКА МОВА**

**2 клас**

**Робочий зошит**

(до підручника Г. Пухти, Г. Гернгросса, П. Льюїс-Джонса)

Підписано до друку 09.08.2019. Формат 84x108/16. Папір офсетний.

Гарнітура Калібрі. Друк офсетний. Ум. друк. арк. 9,24.

ТОВ «Український центр підготовки абітурієнтів». Свідоцтво ДК № 4412 від 19.09.2012.  
08322, Київська обл., Бориспільський р-н, сел. Проліски, вул. Промислова, будинок 1

E-mail: [ucpa@ukr.net](mailto:ucpa@ukr.net)

[www.ucpa.com.ua](http://www.ucpa.com.ua)



**Робочий зошит** укладений до підручника «Англійська мова» для 2 класу закладів загальної середньої освіти (автори — Г. Пухта, Г. Гернгрос, П. Льюїс-Джонс). Лексико-граматичне наповнення посібника відповідає типовим освітнім програмам, затвердженим Міністерством освіти і науки України.

**Виконуючи цікаві завдання з елементами гри і творчості, учні зможуть:**

- краще запам'ятати й ефективно відпрацювати лексику підручника;
- здійснювати спілкування англійською на елементарному рівні;
- розвинути вміння писемного мовлення й читання;
- проявити свій творчий потенціал і здатність до логічного мислення.

Видання орієнтоване на розвиток предметних і ключових компетентностей, а також реалізує міжпредметні зв'язки згідно з концепцією Нової української школи.

