

Тетяна Будна

Англійська мова ENGLISH



клас

Тетяна Будна

АНГЛІЙСЬКА МОВА

ENGLISH

Підручник для 2 класу
закладів загальної середньої освіти
(з аудіосупроводом)



ТЕРНОПІЛЬ
НАВЧАЛЬНА КНИГА — БОГДАН
2019

УДК 811.111(075.2)
Б 90

Рекомендовано Міністерством освіти і науки України
(наказ Міністерства освіти і науки України від 28.03.2019 №407)

ВИДАНО ЗА ДЕРЖАВНІ КОШТИ. ПРОДАЖ ЗАБОРОНЕНО

Будна Т. Б.

Б 90 Англійська мова. English : підручник для 2 кл. закладів загальн. серед. освіти (з аудіосупроводом) / Т. Б. Будна. — Тернопіль : Навчальна книга – Богдан. — 2019. — 112 с. : іл.

ISBN 978-966-10-5844-5

Підручник за своїм змістом відповідає Державному стандарту початкової освіти та типовим освітнім програмам.

Для учнів 2 класу.

*Охороняється законом про авторське право.
Жодна частина цього видання не може бути відтворена
в будь-якому вигляді без дозволу видавництва.*

Завантажуйте безкоштовний інтерактивний додаток,
використовуючи детальну інструкцію, за посиланням:

[bohdan-digital.com/edu2/
https://imzo.gov.ua/pidruchniki/elektronni-versiyi-pidruchnikiv/](https://imzo.gov.ua/pidruchniki/elektronni-versiyi-pidruchnikiv/)

Тех. підтримка: (0352) 52-06-07, 067-352-09-89; admin@bohdan-digital.com



ISBN 978-966-10-5844-5

© Будна Т.Б., 2019
© Навчальна книга – Богдан, 2019

Умовні позначення:



– **Listen.** Слухай.



– **Write.** Напиши.



– **Sing.** Співай.



– **Make.** Виготуй.



– **Game.** Гра.



– **Workbook.** Робочий зошит.
Multimedia app.
Мультимедійний додаток.

CONTENTS

Words	Grammar	Phonics	Skills
UNIT 1 Hello, Friends! pp. 6–13			
Greetings Names Numbers 1-12 Everyday objects Colours	I am Ben. He/She/It is Is it? Yes, it is. No, it isn't. What's this? It's a What colour is it? It's red.	ABC words and sentences	Reading: a conversation Listening: identifying the objects Speaking: greeting and introducing; naming the things; asking and answering about name and things Writing: letters of the ABC, words; writing about myself (workbook)
UNIT 2 Our New Classmates pp. 14–21			
Names Countries Orders School things In the classroom	This is What's your name? Where are you from? I am from He/She is from How old are you? How old is he/she? What can you see? I can see a	ABC words and sentences	Reading: a story Listening: identifying true and false statements Speaking: asking and answering about name, age, country and things in the classroom Writing: letters of the ABC, words; full and short forms of be (WB)
UNIT 3 Toys pp. 22–29			
Toys Adjectives Prepositions Numbers 1-20	I have got Where is? It's on/in/under How many ... have you got? We have got Have you got? This is/This is not That is/That is not	a: mat i: pin o: dog e: pen u: nut y: puppy	Reading: a picture story Listening: identifying the correct picture Speaking: counting and describing a toy Writing: full and short forms of have (WB)
UNIT 4 Family pp. 30–37			
Family members Everyday objects Commands Action words	This is Ben. This is his mum. He/She has got We like to play. Who is he? Who is this/that?	a: plate o: hose th: the e: he i: bike ch: chick alk: walk	Reading: a letter Listening: identifying the correct picture Speaking: telling about the family, speaking about the possession of things Writing: full and short forms of have with he, she, it (WB)

UNIT 5 Seasons and Weather pp. 38–49

<p>Seasons Weather words Nature Action words Agreeing Christmas words</p>	<p>It's warm. It's fun to Let's What do you want? I want a</p>	<p>u: mule ck: clock sh: ship ow: clown y: fly ow: snow</p>	<p>Reading: information Listening: identifying the place of the objects Speaking: describing seasons and weather; speaking about hobbies in different seasons Writing: singular and plural nouns (WB)</p>
--	--	--	--

UNIT 6 My Morning pp. 50–57

<p>Greetings Action words Daily routine Food Fruit Commands Telling the time</p>	<p>What's the time? It's ... o'clock. What do you do at ... o'clock? I pack my schoolbag at 8 o'clock. Whose ... is it? I haven't got a</p>	<p>oo: book oa: boat th: three oo: boot ou: mouse o: monkey</p>	<p>Reading: a menu Listening: identifying the objects Speaking: describing the activities at different time of the day Writing: writing a holiday postcard (WB)</p>
---	--	--	--

UNIT 7 My Body pp. 58–65

<p>Appearance Parts of the body Orders Adjectives Body actions</p>	<p>I can't see Are the lips red? Yes, they are. No, they aren't. His/Her hair is short.</p>	<p>or: doctor er: driver ee: beet ea: seal oy: boy oi: oil</p>	<p>Reading: a cartoon story Listening: identifying the appearance Speaking: describing your friend's appearance; giving commands Writing: questions and answers (WB)</p>
---	---	---	---

UNIT 8 My Day pp. 66–73

<p>Daily routine Action words Telling the time Food Drinks Desserts Fruit Vegetables Menu Price</p>	<p>Do you go to school? What do you like? Does your friend like...? He helps. He doesn't help. Does he help?</p>	<p>ar: car ir: bird or: corn or, ore: door, store er: perch ur: purse</p>	<p>Reading: a menu Listening: distinguishing details about food Speaking: describing daily routine Writing: sentences in the present simple for opinions (WB)</p>
--	---	--	--

UNIT 9 Clothes pp. 74–81

<p>Clothes</p> <p>Exclamations</p> <p>Adjectives</p> <p>Commands</p>	<p>It is nice.</p> <p>They are nice.</p> <p>Do you like these jeans?</p> <p>He/She is wearing</p> <p>What are you wearing?</p> <p>I'm wearing a</p> <p>Is he/she wearing...?</p>	<p>ng: king</p> <p>igh: light</p> <p>ear: bear</p> <p>are: hare</p> <p>ai: pail</p> <p>ay: hay</p>	<p>Reading: short messages</p> <p>Listening: identifying people based on details</p> <p>Speaking: describing clothes you are wearing</p> <p>Writing: sentences in present continuous (WB)</p>
--	--	--	---

UNIT 10 Animals pp. 82–89

<p>Wild and domestic animals</p> <p>Pets</p> <p>Adjectives</p>	<p>A monkey can climb.</p> <p>Can it fly?</p> <p>Yes, it can.</p> <p>No, it can't.</p> <p>Can you see a monkey at the zoo?</p> <p>That is</p> <p>Those are</p> <p>Don't walk there!</p>	<p>ea: head</p> <p>air: chair</p> <p>ph: phone</p> <p>qu: queen</p> <p>question words</p>	<p>Reading: a website story</p> <p>Listening: identifying details about animals</p> <p>Speaking: asking and answering about pets, animals; describing a visit to the zoo</p> <p>Writing: tag responses (short answers to present simple yes/no questions) (WB)</p>
---	---	---	--

UNIT 11 In the Playground pp. 90–97

<p>Action words</p> <p>Hobbies</p> <p>Orders</p> <p>Agreeing</p>	<p>They like to play, but they don't like to talk.</p> <p>Present simple</p> <p>Present continuous</p>		<p>Reading: a narration</p> <p>Listening: identifying the objects with the given descriptions</p> <p>Speaking: describing what you like doing at the playground, what your friends are doing in the playground now</p> <p>Writing: sentences in the present simple (likes and dislikes) (WB)</p>
--	--	--	--

Fairy Tales pp. 98-103

Picture Dictionary pp. 104-111

Unit 1

Hello, Friends!



Lesson 1

1. Listen, point and repeat.

2. Look, listen and repeat.

Meg

Ben



3. Listen and repeat. Read.



I'm Andy.



I'm Candy.



I'm Alex.



I'm Polina.

4. Say and write about you.

I'm ...


 1. Listen, point and repeat.



Ben



phone



cap



cup

 2. Listen and sing.



What's this? — It's a phone.
 What's this? — It's a cup.
 What's this? — It's a cap.
 1, 2, 3 — clap, clap, clap!

 3. Listen and repeat. Read.



A

It is an ant.



Bb



B

It is a bat.

C

It is a cat.

Aa

Cc

 4. Listen, repeat and point. Write.



ABCDEF GHIJKLMN OPQRSTU VWXYZ



1. Listen, point and repeat.



Meg



bag

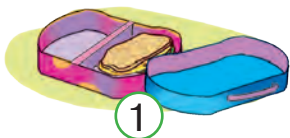


lunchbox



watch

2. Look and say.



Is it a bag? — No, it isn't.
Is it a cup? — No, it isn't.
What's this? — It's a lunchbox.



3. Listen and repeat. Read.



D I am Dan.



E I am Ed.



F I am Fred.

4. Listen, repeat and point. Write.

ABCDEFGHIJKLMNOPQRSTUVWXYZ

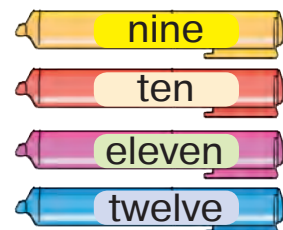
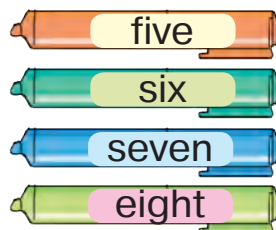
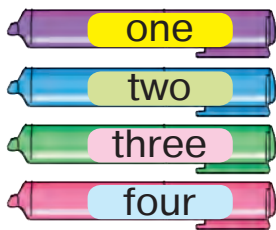
1. Listen, point and repeat.



2. Look and say. Write the numbers.

How many markers has Meg got?

Twelve.



3. Listen and repeat. Read. Count and say true or false.



Greg has got ten pens.



Henry has got six pencils.



Tim has got seven markers.

4. Listen, repeat and point. Write.

ABCDEFGHIJKLMNOPQRSTUVWXYZ

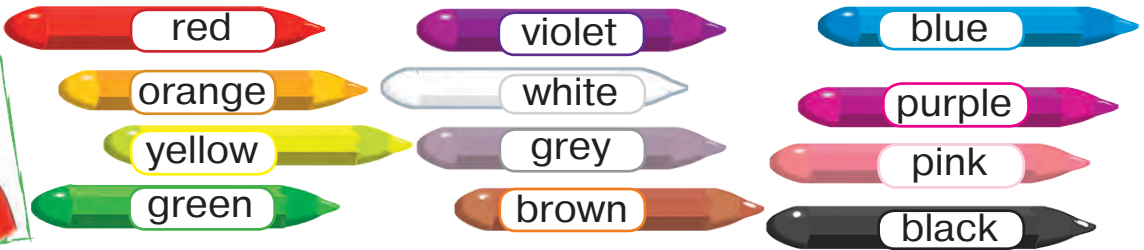
1. Listen, point and repeat.



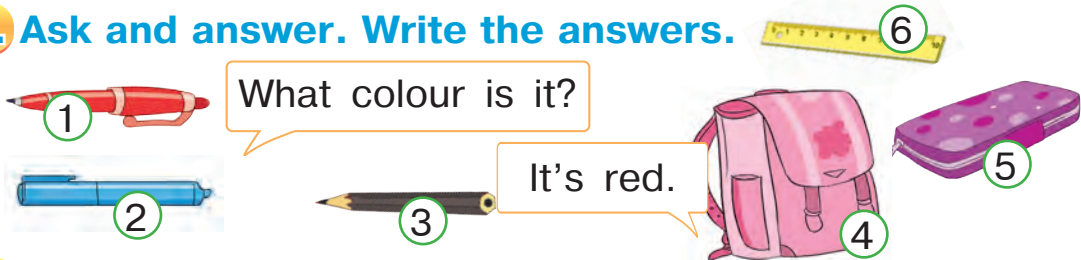
2. Listen and repeat.




Ben has got 12 crayons.




3. Ask and answer. Write the answers.



4. Listen and repeat. Read.

J 
It is a **jet**.
It is **black**.

K 
It is a **kitten**.
It is **red**.

L 
It is a **lamp**.
It is **pink**.

5. Listen, repeat and point. Write.

ABCDEFGHIJKLMNOPQRSTUVWXYZ

Reading

1. Listen and read.



— Hi, Candy! Is it a cat?
 — No, it is not.
 — Is it a dog?
 — No, it is not.
 — What's this?
 — It is my pencil case.
 — Wow!



2. Read again. Tick (✓) or cross (×).


cat
 bat



dog
 frog

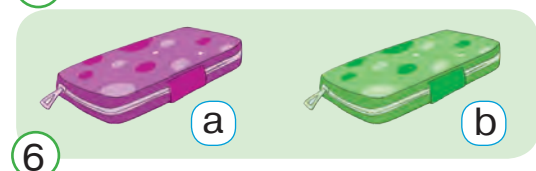
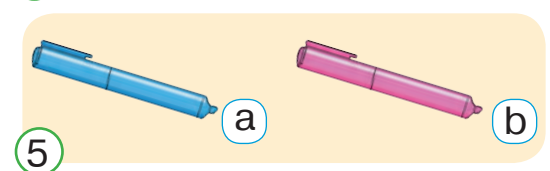
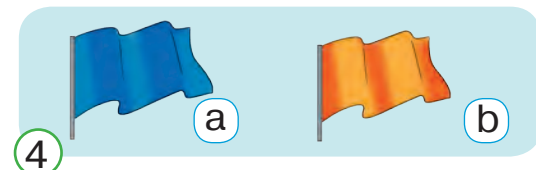



pencil
 pencil case



Listening

3. Listen and choose the correct picture.



Speaking

4. Ask and answer about your school things.

What's this? — It's a bag.
 What colour is it? — It's pink.



Game

1. Play a dice game.

Start

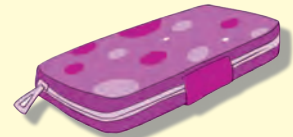


Finish



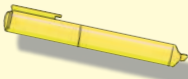
What's this?

It's a ...



What colour is it?

It's ...



Lapbook

2. Make a lapbook.



Project

1. Make a schoolbag.



My Schoolbag

2. Show and say.

This is my schoolbag.
It's big. It's green.
I've got a pen
in my schoolbag.



3. Write about your schoolbag.

1. Listen, point and repeat.



Miss Lee



Marek



Mia

2. Look, listen and repeat. She's Mia. She's from China.



3. Look and say.



His name is Mr Robbins.
He's from England.



Taras,
Ukraine



Maria,
Poland

4. Say and write about you.

My name's I'm from




1. Listen, point and repeat.



Ukraine



Poland



China



Spain



England

2. Listen and chant.



This is Marek.
He's from Poland.



This is Mia.
She's from China.




This is Nazar.
He's from Ukraine.




This is Camila.
She's from Spain.

3. Listen and repeat. Read.



M

This is **M**el.
She is from England.



N

This is **N**ed.
He is from England.



O

This is **D**ot.
She is from England.

4. Listen, repeat and point. Write.




ABCDEFGHIJKLMNOPQRSTUVWXYZ



1. Listen, point and repeat.



Kevin



Kate



Caroline



Ben

2. Look and say.

How old is he? — He's seven.
How old is she? — She's eight.




3. Listen and repeat. Read.



This is a **p**uppy.
It is big.



This is a **q**uail.
It is little.



This is a **r**abbit.
It is little.

4. Listen, repeat and point. Write.

A B C D E F G H I J K L M N O P Q R S T U V W X Y Z

1. Listen, point and repeat.



notebook



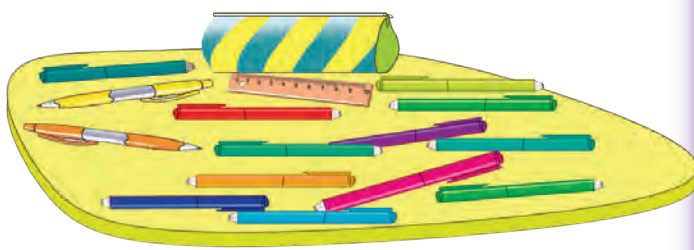
felt-tip pens



computer

2. Listen and chant.

What's on your desk?
 What can you see?
 I can see one ruler.
 I can see two pens.
 I can see a pencil case
 And twelve felt-tip pens.



3. Look, say and write.

What's on your desk? I can see a book.




computer



pencil



book



pencil case



rubber



ruler

4. Listen and repeat. Read.

S




I can see the sun.

U



I can see a bun.

T



I can see a table.

V



I can see a van.

5. Listen, repeat and point. Write.

ABCDEFGHIJKLMNOPQRSTUVWXYZ



1. Listen, point and repeat.




map



poster



bookcase



shelf

2. Look, listen and sing.



What can you see
in the classroom?

I can see a poster.

I can see a map.

I can see a bookcase.

I can see a shelf.

3. Listen and repeat. Read.

W



I can see a **w**olf.

Y



I can see a **y**ak.

X



I can see a **x**ox.

Z



I can see a **z**ebra.

4. Listen, repeat and point. Write.

ABCDEFGHIJKLMNOPQRSTUVWXYZ

Reading



1. Listen and read.



Hello! I am Toby. I am a robot dog. I am six. I am from England.



Hi! I am Max. I am a cat. I am seven. I am from Ukraine.

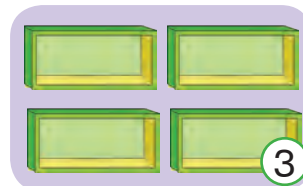
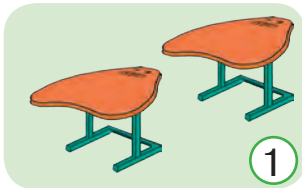
2. Read again. Tick (✓) or cross (×).

	Toby	Max	cat	robot	dog	seven	six	Ukraine	England

Listening



3. Look and listen. Say true or false.



Speaking

4. Talk with a friend. Ask and answer.

What's your name?
 Where are you from?
 How old are you?
 What can you see in the classroom?




Game

1. Play a dice game.




Start



What can you see?

I can see a ...



Finish



Lapbook

2. Make a lapbook.

What's in your bag?



Project



1. Make a classroom.



My Classroom



2. Show and say.

This is my classroom. I can see a table, two desks, two chairs, a bookcase, a board and a map in my classroom.



3. Write about your classroom.

1. Listen, point and repeat.



picture



picture book



page

2. Look, listen and repeat.

1 Hi! I've got a new toy!

2 Look! It's my new picture book!

How interesting!

It's big!

3 Oh, I like it!

4 Let's read the book!

... 12, 13, 14, 15, 16 pages!

Ok. Begin!

3. Look, read and choose.



It is a new flag./
It is a new bag.



It is a new book./
It is a new notebook.

It is a new hare./
It is a new bear.

4. Say and write about the picture books you have got.

I've got a picture book about dogs. Let's read it.



1. Listen, point and repeat.



Lego blocks



board game



puzzle

2. Listen and chant.

I've got a picture book!
 I've got a ball!
 I've got a board game!
 I've got a doll!

All the girls
 And all the boys
 Have got a lot of lovely toys!



3. Listen and repeat. Read.



mat

cat

bat

rat

pin

bin

tin

win

It is a cat. It is a bat.
 It is not a pin. It is not a tin.



4. Say and write what toys you have got.

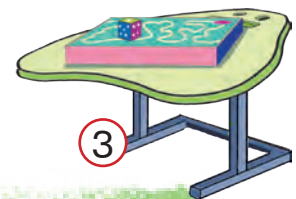
I've got a board game. And what about you?



1. Listen, point and repeat.



2. Listen, sing and point.



Where is my ball?
Where is my ball?
Where is my ball?
Where is it?

It's under the bag.
It's under the bag.
It's under the bag.
Where else can it be?

3. Listen and repeat. Read.

dog	log	frog	fog
hen	pen	pet	net



Is this a frog?
No, it is a dog.



Is this a pen?
No, it is a hen.



4. Look, say and write.



My toy is on the box.



1. Listen, point and repeat.

13	14	15	16	17
thirteen	fourteen	fifteen	sixteen	seventeen

2. Look, count and say.

How many dolls have you got?

Thirteen.



3. Listen and repeat. Read.

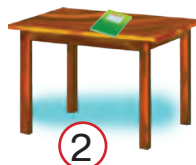


nut	hut	cub	tub
puppy	mummy	funny	bunny

This is a puppy.
That is a bunny.
This is not a nut.
That is not a hut.

4. Look, say and write.

Where's the cat? — It's under the umbrella.



1. Listen, point and repeat.



colouring book



paints



eighteen



nineteen



twenty

2. Listen and read. Talk with a friend.

- What a nice picture!
- Have you got a blue pencil?
- Here it is.
- Thanks.
- How many pencils have you got?
- I've got nineteen pencils.



3. Read. Find the odd-one-out.

cat	rat	dog	mat
jug	cat	rug	slug

I have got ten dogs.
I have not got ten cats.

4. Look, say and write.

Have you got a red crayon?

Yes, I have.

No, I haven't.

Reading



1. Listen and read.

Meg has got many toys. She has got a doll, a cat, a puzzle and Lego blocks. Her toys are in the box. The box is under the bed.



2. Read again. Find the toys Meg has got.



Listening



3. Listen and choose.



Speaking

4. Look at your things. Ask and answer.

Is it a doll? — No, it isn't.

Is it a colouring book? — No, it isn't.

What's this? — It's a board game.



Game



Play a game "My Toys Wheel".

My Toys Wheel

1. Throw a dice.
2. Name the picture.
3. Find the correct word.


Number	Picture	Word
1	Green toy car	bike
2	Blue airplane	doll
3	Pink balloon	car
4	Two puzzle pieces	plane
5	Colorful beach ball	balloon
6	Brown kite	puzzle
7	Blue bicycle	ball
8	Girl in blue dress	kite



Project

1. Make a toy cube.

My Toys




2. Show and say.

I've got a toy. It's a cube. I can see many toys on it. This is my car. It's red.



3. Write about your toys.

1. Listen, point and repeat.



2. Look, listen and repeat.

Where's dad? And where's uncle Tom?

I don't know.

Look, this is a key.

And this is a notebook!

Thank you.

Look, lollipops and jelly beans for you!

1

2

3

4

3. Listen, repeat and choose.

1. This is my mum.
This is her umbrella.

2. This is my granny.
This is her car.

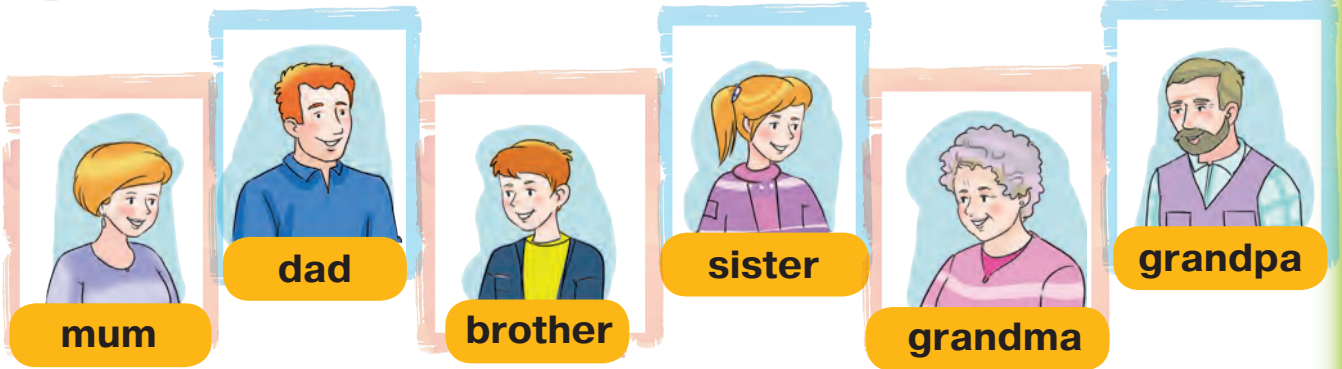
3. This is my dad.
This is his cup.




4. Say and write about your family things.

This is my granny. This is her book.

1. Listen, point and repeat.



2. Listen and sing.



I have got a family,
A family of six.
Grandpa, grandma,
Mum and dad
And little sister Trix.

3. Listen and repeat. Read.

plate	gate	cake	snake
hose	rose	hole	mole




The cake is on the plate.
The rose is on the cake.

4. Listen and point. Write.



1. This is a dad.
2.
3.
4.
5.
6.



1. Listen, point and repeat.



aunt



uncle



cousin

2. Listen, chant and point.

This is Ben. This is his family.



This is his mum.
This is his dad.
This is his sister Jill.
That is his aunt.
That is his uncle.
That is his cousin Bill.



3. Listen and repeat. Read.

the	this	that	these
he	she	we	me

This is my dad.
His name is Greg.
That is my grandpa.
His name is Ted.

4. Look, say and write.



1



2



3

1. This is my aunt. This is her cup.

1. Listen, point and repeat.



2. Listen and chant.

1 My mummy, my daddy,
My sister and me,
We are a friendly family.

2 My grandma, my grandpa,
My brother and me,
We are a friendly family.

3 We like to walk.
We like to talk.
We like to play
Every day.

3. Listen and repeat. Read.

bike	pike	line	nine
chick	bench	lunch	chess

This is a bike.
The bike is nice.
The bike is at the gate.



4. Listen and choose.



5. Say and write about you and your family.

We like to talk with my grandpa and grandma.



1. Listen and read.



Who is this?
It's my grandma.
Who is this?
It's my grandma, too.
Grandma, grandma, I love you.

2. Ask and answer.



3. Read. Find the words that rhyme.

hose	line	he	gate
nine	we	plate	rose
she	nose	pine	mate

This is my mate.
That is his plate.
The plate is at the gate.

4. Play a game "My Family Photos".

This is my aunt. That is my cousin.



Reading

1. Listen and read.


To: ben@gmail.com

Subject: My Family









Insert: Attachment Photos Videos

Tahoma 10 B I U

Dear Ben,
 I'm Mona. I live with my family in Japan.
 I have got a mummy.
 I have got a grandpa, a grandma,
 and an aunt. We are a happy family.
 Love,
 Mona




2. Read again. Say Yes or No.

1. Mona is from America.  
2. Mona has got 7 people in the family.  
3. Mona has got a grandma.  
4. Mona has got a brother.  

Listening

3. Listen and choose the correct picture.



Speaking

4. Speak about your family.

Game

1. Play a dice game.

			
Start → 	Who's this? What's this?	It's ...	
Finish ← 			

Lapbook

2. Make a lapbook.



Project

1. Make the family puppets.



My Family Puppets



2. Show and say.

This is my mum ...
That's her name.



3. Write about your family puppets.

1. Listen, point and repeat.



tree



bench

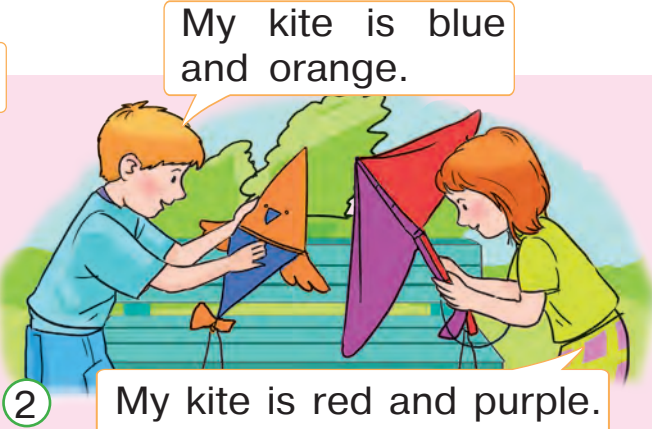


windy





fly a kite

2. Look, listen and repeat.



3. Look and say.

1. This bench is green.




4. Say and write about you.

My kite is

Seasons and Weather **Lesson 2**

1. Listen, point and repeat.




spring



summer



autumn




winter

2. Listen and sing.



Autumn is yellow,
Winter is white,
Spring is green,
Summer is bright.



seasons

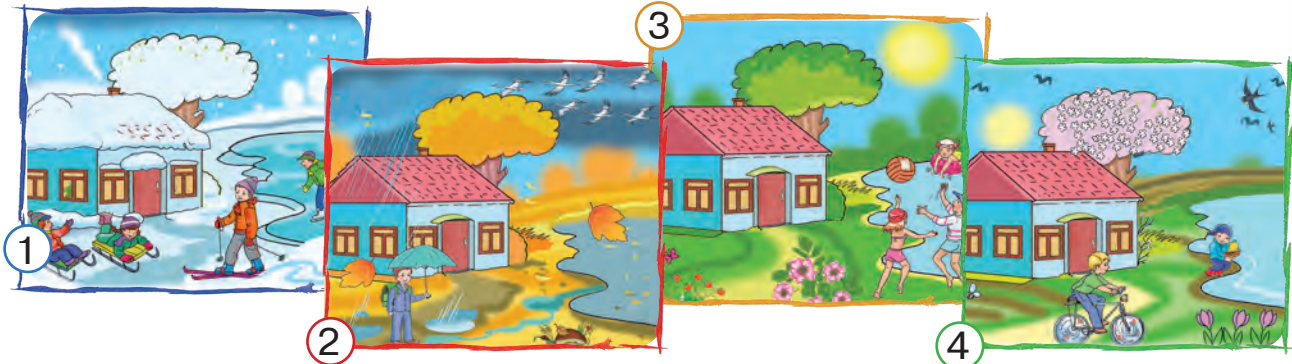
3. Listen and repeat. Read.

mule	tube	tune	cute
clock	sack	rock	duck


That is a duck.
That is a clock.
That is a mule.
That is a rock.

4. Look, say and write.

What season is it? — It's winter.
What colour is winter? — It's white.



1. Listen, point and repeat.



2. Listen and chant.



Spring is here,
Spring is here,
Birds and bees,
Grass and trees.



3. Listen and repeat. Read.

I have got a ship.
I have not got a dish.
I have got a flower.
I have not got a tower.

ship	shop	fish	dish
clown	town	flower	tower

4. Read, count and write.

one frog — two frogs
one bee — three bees
one kite — four kites
one tree — five trees



5. Read and act out.



It is warm and windy.

Let's fly a kite.



 **1. Listen, point and repeat.**



sun



hot



sky



swim in the pool

 **2. Listen and chant.**



Summer, summer,
Hot and sunny,
Hot and sunny,
Summer, summer!



summer

 **3. Listen and repeat. Read.**

Tim has got a crow.
It can fly in the sky.

fly **my** **sky** **eye**

snow **grow** **crow** **flow**



 **4. Ask, answer and write.**

Is the grass green? — Yes, it is.
Is the sky grey? — No, it is not.
Is the sun red?
Is the flower pink?



1. Listen, point and repeat.



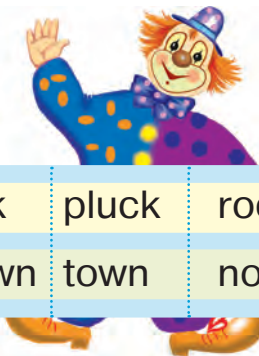
2. Listen and sing.



Yellow, orange,
Red and brown.
I see the little leaves
Fall down.



3. Read. Find the odd-one-out.



luck	pluck	rock	duck
clown	town	nose	brown

This is a clown.
His nose is brown.
He lives in the town.

4. Look, say and write.

1. It's rainy today.



1. Listen, point and repeat.



2. Listen and chant.




It's winter,
We play snowballs,
Ski and skate.
Please, come out,
Don't be late!



3. Listen, read and choose.

1. Winter is the time for
2. Spring is the time for
3. Summer is the time for
4. Autumn is the time for



4. Look, say and write.

1. We play snowballs in winter.



2



Reading

1. Listen, read and choose.

1. Nazar and Taras like to ski.
2. Oleh likes to swim.
3. Mel, Mia and Marek like to skate.

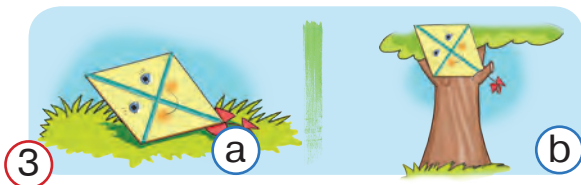
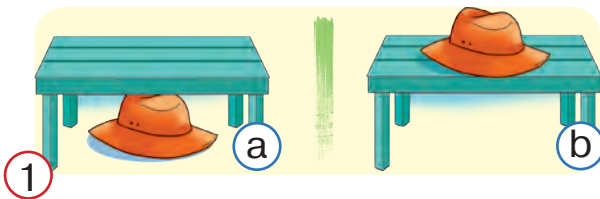


2. Read again. Tick (✓) or cross (×).

	ski	swim	skate
Nazar and Taras			
Oleh			
Mel, Mia and Marek			

Listening

3. Listen and choose the correct picture.




Speaking

4. Say what you like to do in spring, summer, autumn and winter.



Game

1. Play a game "My Seasons and Weather Wheel".



Lapbook

2. Make a lapbook.



1. Listen, point and repeat.



piano



drum



guitar

2. Listen and sing.



What do you want for Christmas?
 What do you want for Christmas?
 Santa's on his way.

I want a car,
 I want a car,
 I want a big black car!



3. Ask, answer and write.

1. What do you want for Christmas?
 I want a guitar.



**4. Play a game "Christmas Toys".
 Write a letter to Santa Claus.**



Reading

1. Listen and read.



Dear ,

I like Christmas. I have got a .

I put a big  on top.

Please, give me a . Put my present in the , please.

Love,
Ben.



2. Read again. Choose A, B or C.

1. The boy writes to **A** mum **B** dad **C** Santa
2. The boy has got a **A** bag **B** sock **C** clock
3. Santa gives a **A** drum **B** puppy **C** boat

Listening

3. Listen and choose.



Speaking

4. Speak about Christmas and your Christmas toys.

I like Christmas. I've got I want



Revision

Play a game. 



- | | |
|---|----------------------------------|
|  – sing a song | 10 – name 6 colours |
| ABC – say the Alphabet | 11 – count from 1 to 12 |
| 1 – say 5 family words | 12 – say 4 names of girls |
| 2 – name 5 toys | 13 – say 4 names of boys |
| 3 – name 3 friends | 14 – count from 20 to 10 |
| 4 – name 8 school things | 15 – say 4 winter words |
| 5 – name 4 countries | 16 – say 5 summer words |
| 6 – count from 1 to 20 | 17 – say 3 autumn words |
| 7 – name 4 seasons | 18 – say 4 spring words |
| 8 – name 12 colours | 19 – name 4 school things |
| 9 – say 7 family words | 20 – name 5 countries |

Project



1. Make a Christmas toy.



2. Show and say.

This is my Santa.
It's big.
It's red and white.
It's funny.



3. Write about your Christmas toy.

1. Listen, point and repeat.

breakfast



lunch



2. Look, listen and repeat.




Good morning, dear!
It's 7 o'clock.



Breakfast is ready.



Don't forget
your lunchbox!



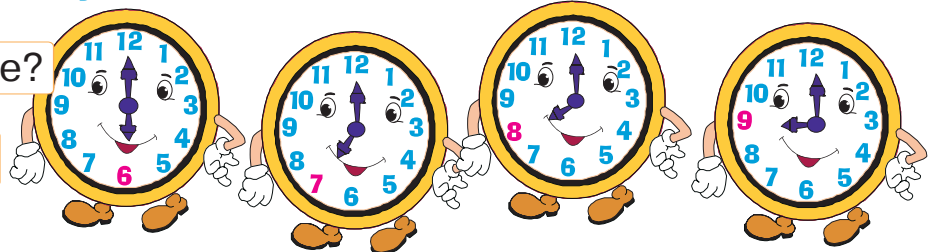
Thank you.
Bye!

Goodbye, Meggy!
Have a nice day!

3. Look and say. Write the time.

What's the time?

It's 6 o'clock.



4. Talk with a friend. Write.

Good morning It's ... o'clock. Goodbye

 1. Listen, point and repeat.



get up



wash



brush teeth



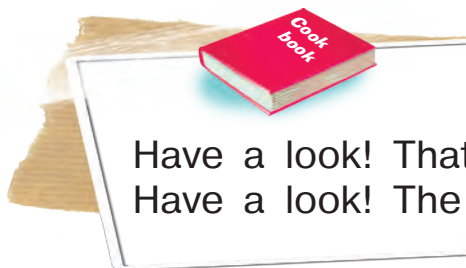
dress

 2. Listen and sing.



Good morning! Good morning!
It's time to get up.
It's time to wash. It's time to wash.
It's time to brush your teeth,
It's time to dress, dress.
It's time to dress. It's time to dress.

 3. Listen and repeat. Read.



book look hook cook

boat coat goat toad

Have a look! That is a cook book.
Have a look! The goat is in the boat.

 4. Say and write about you.

I get up at 7 o'clock. I wash my hands and face.
I brush my teeth and dress.



1. Listen, point and repeat.



porridge



bun




biscuits



milk

2. Listen and chant.



tea

Porridge, buns, biscuits, tea —
Yummy breakfast for my family.

3. Listen and repeat. Read.

Rob has got one tooth.
Bob has got three teeth.
Ned has got a boot in the room.
Nel has got a book at school.

three	bath	tooth	mouth
boot	moon	school	room

4. Play a game "Breakfast".

I have yummy porridge for breakfast.



 1. Listen, point and repeat.


say goodbye



walk to school



catch the bus

 2. Listen and sing.


Pack your schoolbag and say goodbye,
Say goodbye. Say goodbye.
Pack your schoolbag and say goodbye,
Don't be late for school.
Don't be late for school.



pack the schoolbag


 3. Listen and repeat. Read.

mouse	house	proud	cloud
monkey	mother	son	love

This is Tom. This is his mother.
Mother loves her son. Tom loves his mother.

 4. Play a game "What Do You Do at 8 O'clock?".

It's 8 o'clock. — I pack my schoolbag. I say
goodbye. I walk to school.



1. Listen, point and repeat.



sandwich



yoghurt



orange



banana

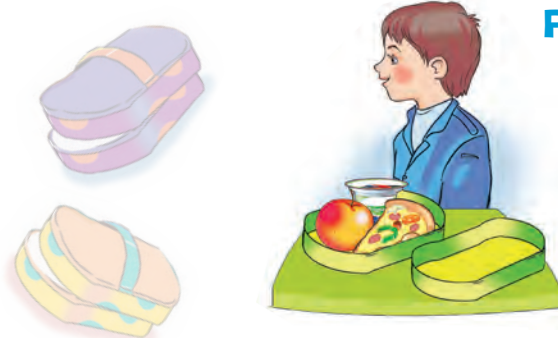
2. Listen, look and read.

Mary



I've got a lunchbox.
I've got a sandwich.
I haven't got a pizza.
I haven't got an apple.

Pete



I've got a lunchbox.
I've got a yoghurt.
I haven't got a biscuit.
I haven't got a banana.

3. Read. Find the words that rhyme.

book	mouse	boat
house	coat	hook
look	blouse	goat

Look! Dan has got a coat.
Look! Meg has got a blouse.
Look! Mia has got a boat.
Look! Marek has got a mouse.

4. Look, say and write.

Mary has got a sandwich.
Pete has got ...



Reading

1. Listen and read.



DAN

This is my lunchbox.
I've got a banana.



ANN

This is my lunchbox.
I've got an apple.






POLINA

This is my lunchbox.
I've got an orange.



2. Read again. Say the names.

Who has got this lunchbox?



Listening

3. Listen, look and choose.



Speaking

4. Talk with a friend. Speak about your school lunch.

I've got a I haven't got a



Game

1. Play a dice game.

The game board is a grid of 3x3 cells. The top row contains: a boy waking up at 7:00, a loaf of bread, a boy packing a bag, a girl brushing her teeth, and two children walking to school. The middle row contains: a girl washing her face, a speech bubble saying "I've got a ...", a speech bubble saying "I haven't got a ...", an orange, and a sandwich. The bottom row contains: a red apple, a speech bubble saying "What do you do in the morning?", a speech bubble saying "I ...", a school bus, a boy hanging a jacket, a banana, and a boy saying goodbye to a man.

Start

Finish

Lapbook


2. Make a lapbook.

The lapbook is yellow with a blue border. On the left side, there is a list of morning activities with checkboxes: "We make our bed", "We get dressed", "We eat our breakfast", "We brush our teeth", "We brush our hair", "We get our bag ready", and "We get our shoes on". Each activity is accompanied by a small illustration. In the center, there are circular icons showing children performing activities at different times: 7:00 (waking up), 7:00 (brushing teeth), 8:00 (drinking juice), 9:00-13:00 (at school), and 14:00 (eating lunch). On the right side, there is a sun icon with "AM" written on it, and several icons representing morning items: a toothbrush, a calendar, a shirt, a bowl of soup, a backpack, a clock, and a heart.

Project

1. Make a lunchbox.

My Lunchbox



2. Show and say.



Look! This is my lunchbox. I've got a sandwich in it.



3. Write about your lunchbox.


1. Listen, point and repeat.



blue eyes



green eyes



brown hair



fair hair

2. Look, listen and repeat.

Hurry up! It's ten o'clock.

1



It's time to start!

I can't see Nell.
Where's she?

2



3



Sorry! I'm late!

4



Hands up! Hands down!
Spin around!

3. Look and say.



Gary

1. This is Gary. He's got brown hair and green eyes. He hasn't got fair hair and blue eyes.



Mary

4. Say and write about your friend.

This is my friend He's got / She's got

 1. Listen, point and repeat.



 2. Listen and chant.

Eyes, ears,
Mouth, nose.
That's the way
My body goes.



 3. Listen and repeat. Read.



doctor

sailor

tailor

actor

driver

dancer

singer

banker

My mum is a doctor. She is not a tailor.
My dad is a driver. He is not a banker.

 4. Play a game "Magic Mirror".

I've got ...
I'm beautiful.



1. Listen, point and repeat.



look



hear



smell



eat

2. Listen and sing.

My little eyes can look around.
 My little ears can hear the sounds.
 My little nose can smell what's sweet.
 My little mouth likes to eat.



touch

3. Listen and repeat. Read.

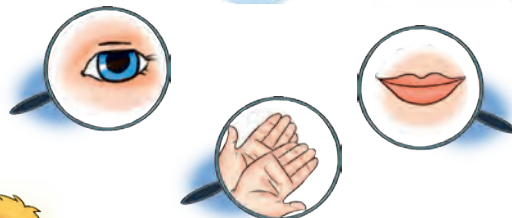
beet	street	fleet	seed
seal	beach	peach	meat

That is a big seal.
 It is on the beach.



4. Look, say and write.

I've got two eyes. I can see.
 I've got I can




5. Play a game "Attention".



Touch your head, please!
 Touch your eyes!



1. Listen, point and repeat.



2. Listen and chant.

Nell has got a doll.
It is very nice.
It has got a round face,
And big blue eyes.

Its hair is dark.
Its ears are small.
Nell likes her doll
Most of all, most of all.

3. Listen and repeat. Read.

boy	toy	Roy	cowboy
oil	soil	boil	foil

Roy is a little boy.
He is a cowboy.
He has got a nice toy.



4. Play a guessing game.


Find the doll with green eyes.
It's number 3.



1. Listen, point and repeat.



2. Listen and choose.



3. Read. Find the odd-one-out.

dancer	sailor	tailor	actor
seat	street	seal	meat

Mr Blade is an actor.
Mrs Blade is a dancer.

4. Read.



Tom has got a toy. This is a robot. The robot is big. It can bend its arms and legs. Tom is glad.

5. Ask and answer. Write.

Has it got a funny nose?
Has it got ... ?



Reading

1. Listen and read.

Jeremy is a little clown. He has got a big funny nose. His mouth is round. His legs are long. Jeremy has got many toys. The clown likes to play with boys.

2. Read again and choose the correct picture.



Listening

3. Listen and choose.



Speaking

4. Look and say.

My nose can smell.

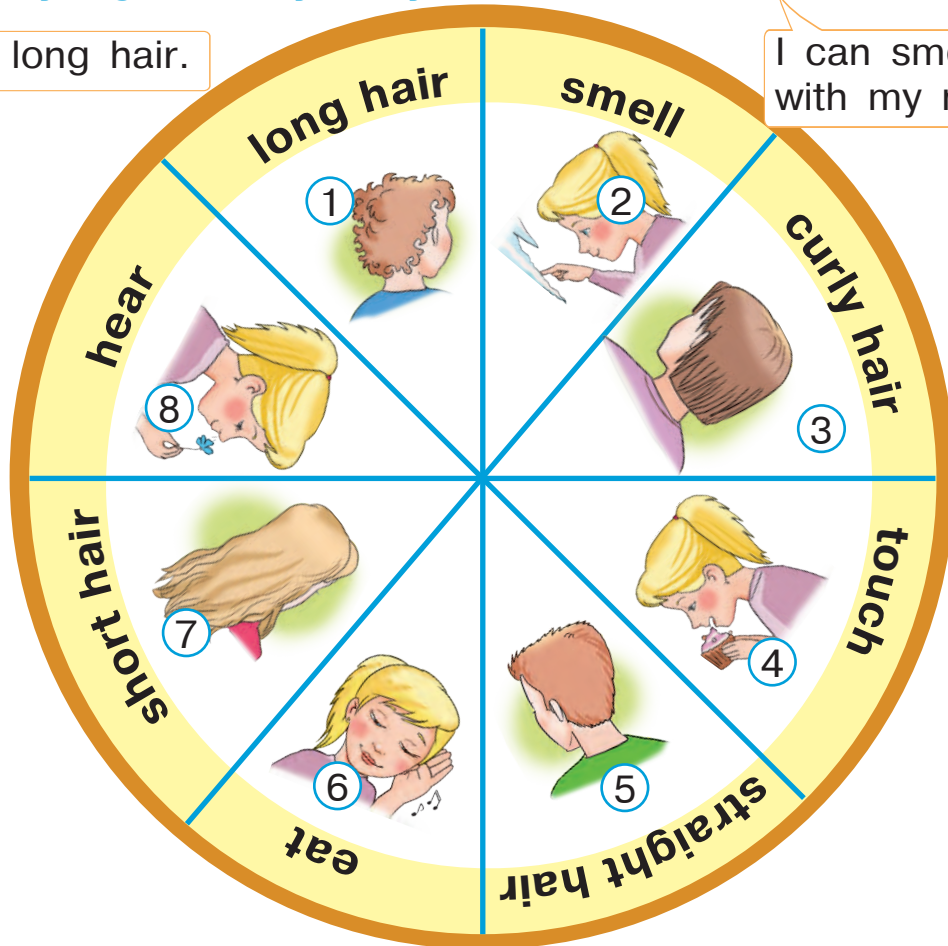


Game

1. Play a game "My Body Wheel".

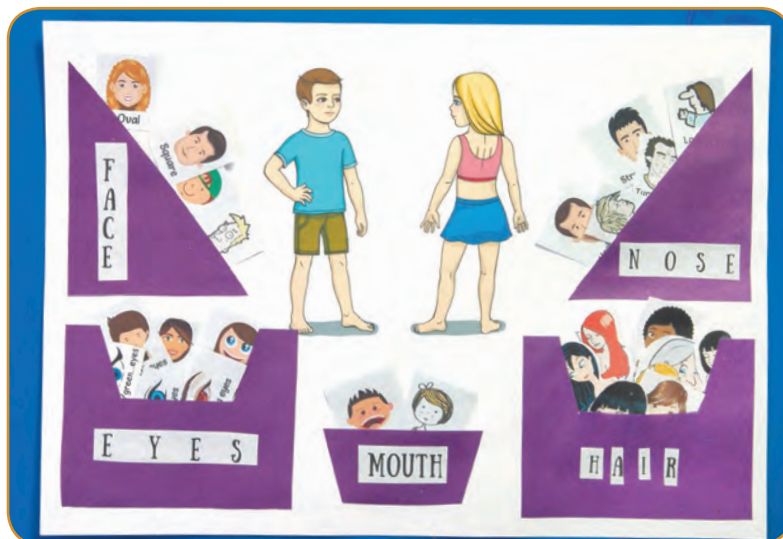
I've got long hair.

I can smell with my nose.



Lapbook


2. Make a lapbook.



Project

My Funny Man

1. Make a funny man.



2. Show and say.

It's a funny little man.
He's got two hands.
He can clap.



3. Write about your funny man.

1. Listen, point and repeat.



go to school



play with a friend



have lessons



come back home

2. Look, listen and repeat.


1

I go to school.



2

I have lessons every day.



3

I play with friends.
I'm happy.




4

I come back home after school.



3. Look, say and write.

What's the time? — It's nine o'clock.



4. Talk with a friend.

Do you go to school at 8 o'clock? — Yes, I do.

1. Listen, point and repeat.



draw



sing



write

2. Listen and sing.



I have my lessons every day,
Every day, every day.
I am very busy every day.
It's great! Hooray! Hooray!



3. Listen and repeat. Read.

car star arm

bird girl skirt

Is this a star? — No, it isn't.
Is this a car? — Yes, it is.
This is a red car.



4. Play a game "In the Lessons".

What do you do in the lessons? — I write.



1. Listen, point and repeat.



2. Listen and chant.



I like meat.
I don't like fish.
I like rice.
I don't like pasta.

3. Listen and repeat. Read.

corn	fork	stork
door	floor	store



The fork is not on the floor.
The fork is on the table.
The stork is not in the store.
The stork is in the fort.



4. Talk with a friend. Write.

What do you like? — I like soup. I don't like rice.



1. Listen, point and repeat.



tomato soup



juice



vanilla ice cream



dessert

2. Listen and repeat. Say.

Dinner Menu for Ben

Main dishes 

Drinks 


Desserts 

Dinner Menu for Meg

Main dishes 

Drinks 

Desserts 



drinks

Ben likes tomato soup.

Meg likes chicken.

3. Listen and repeat. Read.

perch	herd	her
purl	curl	nurse

He has got a perch in his hands.
She has got a purse in her hands.



4. Talk with a friend. Write.

Does your friend like tomato soup? — Yes, he does.
Does your friend like vanilla ice cream? — No, she doesn't.



1. Listen, point and repeat.



help mum







read books



watch TV

2. Look and say. Write about Alex and Meg.

	help mum	read books	watch TV
 Ben	✓	✓	✗
 Candy	✗	✓	✓
 Alex	✗	✓	✗
 Meg	✓	✗	✗

Ben helps his mum.

Candy doesn't help her mum.

3. Read. Find the words that rhyme.

car purse stork shirt

skirt nurse fork star

This is a nurse.
She has got a yellow skirt.



4. Ask your friend and say.

Do you help your mum? — Yes, I do. / No, I don't.
My friend helps his mum.



Reading

1. Read the dinner menu.



Menu	
Free Drinks	
Hamburger.....	20.00 €
Salad	15.00 €
Chicken Fingers.....	18.00 €
Carrots.....	12.00 €



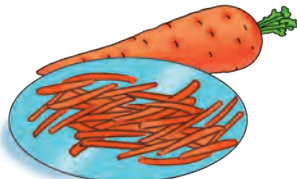
2. Read again. Name the prices.



1



2



3



4



5


Listening

3. Listen and find.

Main dishes

Drinks

Desserts



a



b



c



d



e

Speaking

4. Speak about your day at school.

I go to school every day. I've got five lessons every day.

Game

1. Play a dice game.

Start

What do you do at ... o'clock?
I ... at ... o'clock.

Finish



Lapbook

2. Make a lapbook.



My day

Project

1. Make a dinner menu.



2. Show and say.

This is my menu.
I've got meals, drinks
and desserts on it.
I like tomato soup.



3. Write about your dinner menu.

1. Listen, point and repeat.



2. Look, listen and repeat.

Wow! What a nice dress!

It's very nice!
It's red and long.



Do you like these jeans?

What about that T-shirt?



Yes, I do.

I like it, too.

3. Listen again, point and act out.

4. Talk with a friend. Write.

This is a nice skirt. — Sure.

 1. Listen, point and repeat.



shorts



cap

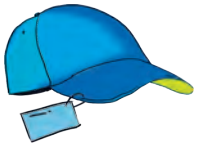


glasses



trainers

 2. Listen and chant.



Cap, cap —
The cap is new.



Trainers, trainers —
The trainers are old.



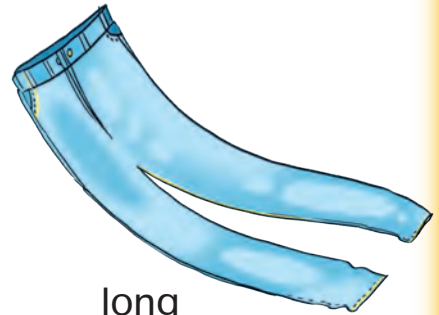
big



small



short



long

 3. Listen and repeat. Read.

ring song long king

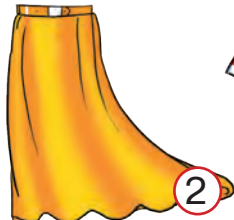
light night bright fight

This is a king.
He has got a yellow crown.
He can sing. He can fight.



 4. Look, say and write.

The skirt is long.
The jeans are short.



1. Listen, point and repeat.



jacket



trousers




sweater



scarf

2. Listen and sing.

Put on your jacket.
Put on your scarf.
And come with me.
It's such a cold day,
a cold day.



3. Listen and repeat. Read.


bear	pear	wear
hare	care	mare

I can see a bear.
I cannot see a pear.
I can see a hare.
I cannot see a mare.



4. Look, say and write.

1. It's a warm day.
Put on your T-shirt.



1. Listen, point and repeat.



blouse



socks



sandals


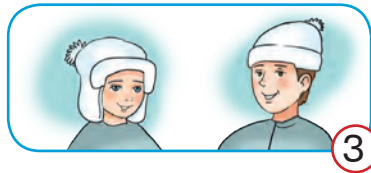


boots

2. Listen, sing and choose.



She is wearing a pink dress,
A pink dress, a pink dress.
She is wearing a pink dress.
What about him?



3. Listen and repeat. Read.

pail rain train grain


hay day tray play

The day is rainy.
The day is not sunny.
I like to play with a train
on a rainy day.

4. Play a game "Who Am I?". Write.



I'm wearing a blue blouse.
Who am I? — You're
number 4.




1. Look, listen and repeat.

Is he wearing jeans?
No, he isn't.
Is he wearing shorts?
Yes, he is.
Is he wearing glasses?
No, he isn't.
Who is he? — It's Mr Jackson.



Mr Jackson **Mrs Jackson**

2. Read, look and answer.



1. Is she wearing a skirt?
2. Is she wearing a shirt?
3. Is she wearing trousers?

1. Is he wearing a T-shirt?
2. Is he wearing shorts?
3. Is he wearing a jacket?



3. Read. Find the odd-one-out.

bear pear care wear

plane train rain grain

It is spring. It is raining.
Mr Jackson is wearing
a jacket.

4. Play a guessing game. Write.

He's wearing a T-shirt. It's brown.
He's wearing trousers. — It's Nazar.



Reading

1. Read about children.




Taras



Polina



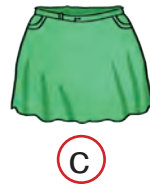
Dan



Mia

1. I am Polina. I am wearing a green skirt.
2. I am Dan. I am wearing a yellow T-shirt.
3. I am Mia. I am wearing a red dress.
4. I am Taras. I am wearing new blue jeans.

2. Read again and match.



Listening

3. Listen, find and say the names.



Speaking

4. Speak about the clothes you and your friends are wearing.


I'm wearing a dress. It's long and brown.
He's wearing a shirt. It's short and white.



Game



1. Play a game "My Clothes Wheel".



Lapbook




2. Make a lapbook.



Project

1. Make a fashion model.



2. Show and say.



It's a girl.
Her name's Dolly.
She's wearing trousers.
They're blue.



3. Write about your fashion model.

1. Listen, point and repeat.



2. Look, listen and repeat.

1. Have you got a new pet?
Yes, I have.

2. No, I haven't.
Have you got a pet turtle?

3. Oh! This is your pet rabbit!

4. It's so small!
Its ears are long. It's fluffy.

3. Look, say and write.

Have you got a cat? Yes, I have. No, I haven't.

1. 2. 3. 4. 5.

4. Play a game "My Pet".

I've got a pet. It's a dog. My dog is little. It's black and white.


 1. Listen, point and repeat.




parrot



goldfish



hamster



butterfly

 2. Listen and chant.

Horses and rabbits.
Hamsters and frogs.
Snakes and monkeys,
Parrots and dogs.
Goldfish and kittens,
Goats and cats.
Please, don't forget —
It's fun to have a pet!



 3. Listen and repeat. Read.

head bread lead spread

chair hair pair stair

Is the bear on the chair?
No, the bear is on the stair.

 4. Look, count, say and write.

How many snails can you see?


I can see five snails.



1



2



3



1. Listen, point and repeat.



2. Read and choose.



A hippo can run. Yes. / No.
 A penguin can fly. Yes. / No.
 A monkey can climb. Yes. / No.
 A crocodile can't swim. Yes. / No.
 An elephant can't jump. Yes. / No.



3. Listen and repeat. Read.

phone photo elephant graph
queen quack quill quilt

Donald is a little duck.
 It says, "Quack, quack".
 Ellie is a little elephant.
 It says, "Pawoo".



4. Talk with a friend. Write.

The spider can run, but it can't hop, fly or swim.

	hop	run	fly	swim
	x	✓	x	x
	x	✓	x	✓
	x	x	x	✓



 1. Listen, point and repeat.



 2. Listen and sing.



It's Sunday! It's Sunday!
We're going to the zoo!

We're going to the zoo, zoo, zoo.
How about you, you? How about you, you?
You can come with us too, too, too.
We're going to the zoo, zoo, zoo.



 3. Listen and repeat. Read.

What? When? Where? Why?

Who? Whom? Whose?

What is this? — It is a photo.
Where is it? — It is on the table.
Who is this? — It is little Ostash.



 4. Talk with a friend. Write.

Can you see a monkey at the zoo?
Yes, I can.

Can you see a spider at the zoo?
No, I can't.



1. Listen, point and repeat.



2. Listen and chant.




What is that?
That is a squirrel.



What are those?
Those are squirrels.

3. Read and choose.



1 It is little. It is white. It has got long ears. It can run. It likes carrots.

2 It is little. It is brown. It has got small ears. It can run. It likes apples.

4. Play a guessing game. Write.

It's big. It's brown.
It can walk.
It likes leaves.



Reading

1. Read. Choose the correct picture.

This is Snap. He is my little cat. He is black and white. He lives in the house. Look! Snap is under my table now. He is playing with my ball. He can run. I love my pet cat Snap.





2. Read again. Choose the answer.

- Who is Snap?
 A a puppy B a kitten C a fish
- What colour is he?
 A black and yellow B white and brown
 C black and white
- What does Snap like to do?
 A play B sleep C eat

Listening

3. Listen, look and choose.



Speaking

4. Choose an animal and speak about it.
 Say what it is, what colour it is, what it can do.



1. Play a dice game.



Miss the turn:



Sing a song.



No photos.





Don't feed the monkeys.

Project

1. Make an animal puppet.

My Animal Puppet



2. Show and say.

It's a pink pig.
It's got a small nose
and short ears.
It can run.




3. Write about your animal puppet.

Unit 11

In the Playground

Lesson 1

1. Listen, point and repeat.



park



gate



read the paper

2. Look, listen and repeat.

Can we go to the park, mum?



1


All right, we can go.

2

Come on! Let's run!



Look!



3

You can't come in, Jessie.

4



I can read the paper here.

3. Look and say. Write.



No cats, please.



No dogs, please.



Don't walk on the grass.



 1. Listen, point and repeat.



skip



play football



play with a toy car



climb
monkey bars

 2. Listen and sing.



One, two, three.
One, two, three.
We're playing in the playground.
We're having lots of fun.
We're playing in the playground.
It's good for everyone.



playground

 3. Listen and repeat. Read.

This is Pete. He is a little cowboy.
He has got a horse. It is Henry.
Henry the horse is brown. It eats
hay. Pete likes to play with his horse
Henry.



 4. Play a game "In the Playground". Write.



We are skipping now. And what about you?



1. Listen, point and repeat.



swing



slide



sandpit

2. Listen and chant.

Look! We are on the swings.
We can go high!
We are on the swings.
We can go very high!



3. Listen and repeat. Read.

Tom and Mia are friends. They are in the playground. They are playing in the sandpit. They are making a big tower. They are having fun.




4. Speak about the picture of exercise 2. Write.

What are the children doing in the playground?




1. Listen, point and repeat.



see-saw



merry-go-round



ladder



2. Look, say and write.



They like to play on the see-saw. They don't like to play on the merry-go-round.



3. Listen and repeat. Read.

Meggy is a little princess. She lives in the tower. She has got a see-saw in her garden. Meggy likes to slide and swing. Meggy doesn't like to run and jump.



4. Play a game "Merry-go-round". Write.



Kate likes to swing but Tom doesn't like to swing.



**1. Listen, point and repeat.**

play with
a springy toy



fly in the rocket



drive a bumper car

**2. Listen and chant.**

They're playing with a springy toy,
They're driving a bumper car,
They're flying in the rocket,
They're going very far.

**3. Read and answer the questions.**

Dan and Candy are in the park. They are flying their kites.

Mary and Roy are on the merry-go-round. They are smiling.

Nick and Kate are in the lane. They are driving their bumper cars.

Where are the children? What are they doing?

**4. Talk with a friend. Write.**

Is Ben playing with a springy toy? — No, he isn't.

Is Ben driving a bumper car? — Yes, he is.



Reading

1. Look, read and match.



1. Skip.
2. Swing.
3. Slide.
4. Play football.
5. Climb monkey bars.
6. Play with a toy car.

2. Listen and read.

In the Fun Park

Ann and Dan are in the park. Ann is swinging. Dan is driving a bumper car. They aren't playing in the sandpit. They don't like to play there. It is fun to play in the park.

3. Read again. Choose the correct name.

1. Ann / Dan likes to play on the swings.
2. Ann / Dan likes to drive a bumper car.
3. Ann / Dan doesn't like to play in the sandpit.

Listening

4. Listen, look and choose.



Speaking

5. Speak about the picture of exercise 1. Write.

What are the children doing in the park?

Game

1. Play a dice game.

			
Start 	What do you like to do?		
Finish			
			

Lapbook

2. Make a lapbook.



I AM PLAYING IN THE PARK



- see-saw
- swings
- slides
- gate
- springy
- merry-go-round
- park
- climb the monkey
- play football
- play with a toy
- play snow...
- fly a kite

My Playground

1. Make a playground.



1



2



3



4

2. Show and say.

I've got many Lego blocks. I can make my playground. Look, my doll is sliding.



3. Write about your playground.

Fairy-Tales

THREE BUTTERFLIES

It is summer. It is hot. Red, White and Yellow Butterflies are in the sky.




It is cloudy and rainy. The Butterflies are wet. They are sad.



The Butterflies see Mr Tulip.
— Mr Tulip, can we come in?
— Only Red Butterfly can come in.
— Sorry, I can't come in.
We are three friends.



They see Mrs Lily.
— Mrs Lily, can we come in?
— I like white. Only White Butterfly can come in.
— Sorry, I can't come in. We are three friends.



The Yellow Sun is smiling.
— They are good friends.

It is warm again.
Red, White and Yellow Butterflies are in the sky. They are flying and dancing. They are happy.



* only — лише

The Goose and the Frog

— Hello, Frogger the Frog! Look at me!

I'm Goofy the Goose. I'm big and strong.




I can swim. I can walk. I can fly.
I'm the king of animals.



— Can you swim like a fish?
— No, I can't.

— Can you run like a deer?
— No, I can't.

— Can you fly like a bird?
— No, I can't.



— Sorry. You cannot be our king.

The Squirrel and the Hedgehog



This is Skippy the Squirrel. She lives in the forest*. Look! Skippy is jumping from tree to tree.



Spiky the Hedgehog sees the squirrel.

— Hello, Spiky! Come here. I've got a present for you. Guess what it is.

* a forest — ліс.

- Is it a leaf?
- No, it isn't.
- Is it an apple?
- No, it isn't.



- I've got many cones* .
- Let's play. Catch.
- One, two, three ...
- twenty.


Magic! Twenty little trees grow in the forest now.



* a cone — шишка.

PICTURE DICTIONARY

UNIT 1 Hello, Friends!

			
phone	cap	cup	bag
			
lunchbox	watch	marker	crayon
			
purple	violet	eleven	twelve

UNIT 2 Our New Classmates

			
Ukraine	Poland	China	Spain
			
England	notebook	felt-tip pens	computer
			
map	poster	bookcase	shelf

UNIT 3 Toys


			
picture	picture book	page	Lego blocks

			
board game	puzzle	on	in
		13	14
under	colouring book	thirteen	fourteen
15	16	17	
fifteen	sixteen	seventeen	paints
18	19	20	
eighteen	nineteen	twenty	
UNIT 4 Family			
			
key	lollipop	jelly beans	mum
			
dad	brother	sister	grandma
			
grandpa	aunt	uncle	cousin



walk talk play

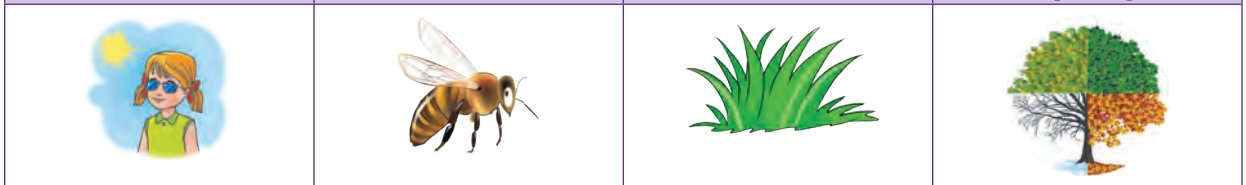
UNIT 5 Seasons and Weather



bench windy fly a kite tree




summer autumn winter spring




warm bee grass seasons



flower hot sky swim in the pool

















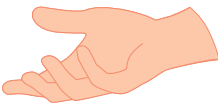









sun stormy rainy cloudy



leaf cold snowy ski

			
skate	play snowballs	piano	drum
			
guitar	clown		
UNIT 6 My Morning			
			
breakfast	lunch	get up	wash
			
brush teeth	dress	porridge	bun
			
biscuits	milk	tea	say goodbye
			
walk to school	catch the bus	pack the schoolbag	sandwich
			
yoghurt	orange	banana	

UNIT 7 My Body

			
blue eyes	green eyes	brown hair	fair hair
			
ear	mouth	nose	head
			
look	hear	smell	eat
			
face	arm	hand	leg
			
finger	cheek	lips	toes
			
curly	straight	long	short

UNIT 8 My Day

			
go to school	play with a friend	have lessons	come back home
			
draw	sing	write	soup
			
meat	fish	rice	pasta
			
tomato soup	juice	vanilla ice cream	dessert
			
drinks	help mum	read books	watch TV
UNIT 9 Clothes			
			
jeans	dress	T-shirt	skirt

			
shorts	glasses	trainers	jacket
			
trousers	sweater	scarf	blouse
			
socks	sandals	boots	
UNIT 10 Animals			
			
pet	snail	turtle	deer
			
parrot	goldfish	hamster	butterfly
			
flamingo	penguin	hippo	spider
			
zoo	cage	hedgehog	squirrel

UNIT 11 In the Playground

			
park	gate	read the paper	skip
			
play football	play with a toy car	climb monkey bars	swing
			
slide	sandpit	see-saw	drive a bumper car
			
merry-go-round	ladder	play with a springy toy	fly in the rocket

Відомості про стан підручника

№	Прізвище та ім'я учня	Навчальний рік	Стан підручника		Оцінка
			на початку року	в кінці року	
1					
2					
3					
4					
5					

Навчальне видання

БУДНА Тетяна Богданівна

Англійська мова

ENGLISH

Підручник для 2 класу
закладів загальної середньої освіти
(з аудіосупроводом)

Рекомендовано Міністерством освіти і науки України

Видає за державні кошти. Продаж заборонено

Головний редактор *Богдан Будний*
Музика *Володимира Островського*
Редактор *Ольга Безкаптурна*
Художники *Вікторія Дунаєва, Олександр Курило,*
Ростислав Крамар, Наталія Мордас, Олександр Вікен
Обкладинка *Ростислава Крамара*
Верстка *Нелі Домарецької*
Технічний редактор *Неля Домарецька*

Підписано до друку 14.05.2019 р. Формат 84x108/16. Папір офсетний. Гарнітура Pragmatica.
Умовн. друк. арк. 11,760. Умовн. фарбо-відб. 47,040. Обл.-вид. ар. 9,650.
Тираж 19 158 пр. Зам. 495/04

Видавництво «Навчальна книга – Богдан»
Свідоцтво про внесення суб'єкта видавничої справи до Державного реєстру
видавців, виготівників і розповсюджувачів видавничої продукції
ДК №4221 від 07.12.2011 р.

Навчальна книга – Богдан, просп. С. Бандери, 34а, м. Тернопіль, 46002
тел./факс (0352) 52-06-07; 52-05-48
office@bohdan-books.com
www.bohdan-books.com

Надруковано на ПП «Юнісофт», вул. Морозова, 136, м. Харків, 61036
Свідоцтво серія ДК №3461 від 14.04.2009 р.