

Худик К. Г.

Англійська мова

ENGLISH

підручник для 1 класу закладів загальної середньої освіти
(з аудіосупроводом)



УДК 811.111(075.2)

Видання підготовлено з використанням матеріалів видавництва «Oldenbourg Schulbuchverlag» (*Sally 1 Activity Book, Lehrmaterialien: Jasmin Brune, Daniela Elsner, Barbara Gleich, Stefanie Gleixner-Weyrauch, Simone Gutwerk, Marion Lugauer, Jane Brockmann-Fairchild. Ілюстрації Wilfried Poll, Gisela Vogel*).

Автор і видавництво висловлюють щире подяку Жасмін Бруне, Даніелі Ельснер, Барбарі Гляйх, Штефані Гляйснер-Вайраух, Сімоні Гутверк, Маріон Лугауер, Сабіні Шварц, Джейн Брокман-Фейргайлд, видавництвам «Cornelsen Schulverlage GmbH» та «Oldenbourg Schulbuchverlag GmbH» за надані матеріали, підтримку і сприяння у реалізації проекту

Окрему подяку автор висловлює Світлані Михайлівні Куриш, Олені Леонідівні Кузьміній, Олені Борисівні Тушинській, Мар'яні Вікторівні Левицькій, Олені Геннадіївні Ноздрачовій, Романі Ігорівні Криган, Вірі Петрівні Заяц, Аллі Михайлівні Шевчук, Антоніні Василівні Білійчук за активну участь у роботі над навчально-методичним комплектом, редагування та науково-методичне консультування.

Умовні позначення



pupil's CD / teacher's CD



write



speak



draw



play colour card game

Худик К.Г.

English : A textbook for the first form of secondary schools (with CD) / KaterynaHudyk. — K: Metodika Publishing, 2018

Англійська мова : підруч. для 1 кл. закл. загальн. середн. освіт. (з аудіосупроводом) / К.Г. Худик, — К: Вид-во «Методика Паблішинг», 2018.

© К.Г. Худик, 2018



© ТОВ «Методика Паблішинг», Київ, 2018

© Cornelsen Schulverlage GmbH, Berlin, 2008

Content

	Hello 4
	I can 12
	Colours and numbers 18
	Days of Week 30
	My Schoolbag 34
	Merry Christmas 46
	Toys 52
	Animals 64
	My food 54
	Family 86
	Happy Birthday 94
	Happy Easter 100
	Fairy tale:
	Goldilocks and the three bears ... 104
	My Picture Dictionary 106

Unit 1 Hello!



HELLO!

Hi!

Hi!



SCHOOL BUS

Good morning!

Hello!

STOP

What's your name?

My name is Emily!

Hi!



Unit 1 Hello!

Hello! Hi! Good morning!



1. Listen and repeat.
Прослухай і повтори.

E.g.: Hello!
Hi!



Hello!



Hi!

Hello!



Hello!

Hello!



Hi!

Hi!





Unit 1 Hello!

Hello! Hi! Good morning!



2. Listen, point and repeat.
Прослухай, вкажи і повтори.

E.g.: Good morning!
My name is...
What's your name?

My name is
Petro. What's
your name?

My name
is Oksana.



My name
is Sally.



3. Listen and sing.
Прослухай і заспівай.

Good morning, hello!
My name is Sally.
Good morning, hello!
What's your name?





Unit 1 Hello!

Hello, Sally!



- 1. Look and repeat.
Подивись і повтори.



What is = What's
I am = I'm

Hello! My name is Sally.
What's your name?
Good morning!
My name is...



- 2. Listen and sing.
Прослухай і заспівай.

Good morning, hello!
My name is Sally.
Good morning, hello!
What's your name?



- 3. Circle game.
Гра в колі.
Ask and answer.
Запитай і дай відповідь.

E.g. Hello, what's your name?
My name is ...
What's your name?





Unit 1 Hello!


Hello, Sally!



4. Draw your picture, tell your name and point to your picture.



Намалюй себе, скажи своє ім'я і вкажи на своє зображення.





Unit 1 Hello!

Hello – goodbye!




1. Listen and repeat. Прослухай і повтори.



Two little blackbirds

Two little blackbirds sitting on a wall.
One named Peter – one named Paul.
Hello, Peter – hello, Paul!
Goodbye, Peter – goodbye, Paul!



2. Talk to your friend. Act out the dialogue.

Поговори зі своїм другом. Розіграй діалог.

E.g. Hello, ...!

Hello, ...!

Goodbye, ...!

Goodbye, ...!





Unit 1 Hello!

Hello – goodbye!

4-5

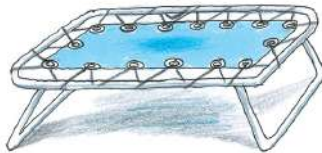



3. Sing a song. Заспівай пісню.

It is = It's




It's so easy to say hello.
It's so easy to say hello.
It's so easy to say hello.
To say hello to you



4. Look , point and say. Подивись, вкажи і скажи.

E.g. Say hello (jump, say goodbye, sing a song)




5. Play the game "Sally says". Зіграй у гру.


E.g. Sally says: "Stand up"
Sally says: "Hello!"



Unit 2 I can



I, you, he, she, it, we, they





Unit 2 I can

Can you jump?







1. Listen and match.

Послухай та покажи



E.g. I can read.



paint, read, swim, sing, run, play



Unit 2 I can

2. Listen and say. Послухай і скажи

E.g. She can sing



I can

fly

He can

write

She can

sing



He can

paint

She can

run



We can

swim

3. Draw about yourself. Намалюй про себе

E.g. My name is Petro.

I can sing.



Write, sing, run, paint, play, fly, read, swim



Can you jump?



1. Look and say what they can do.

Подивись і скажи, що вони можуть робити.

E.g. I can paint.



2. Look, listen and repeat the sentences.

Подивись, прослухай і повтори речення

Can I swim?
Can she swim?
No, she can't.





Can you jump?



3. Talk to your friend. Act out the dialogue.
Поговори зі своїм другом. Розіграй діалог.
E.g. Can you fly? – No, I can't.




4. Play the "Show the action" game.
Зіграй у гру «Покажи дію».
E.g. Read.



Unit 3 Colours and Numbers






What colour is it?




1. Look, listen, repeat and point.


Подивись, прослухай, повтори і вкажи.



red




yellow



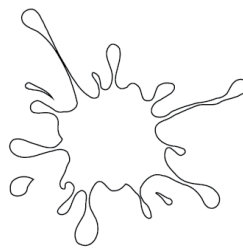
blue



green



black



white



grey

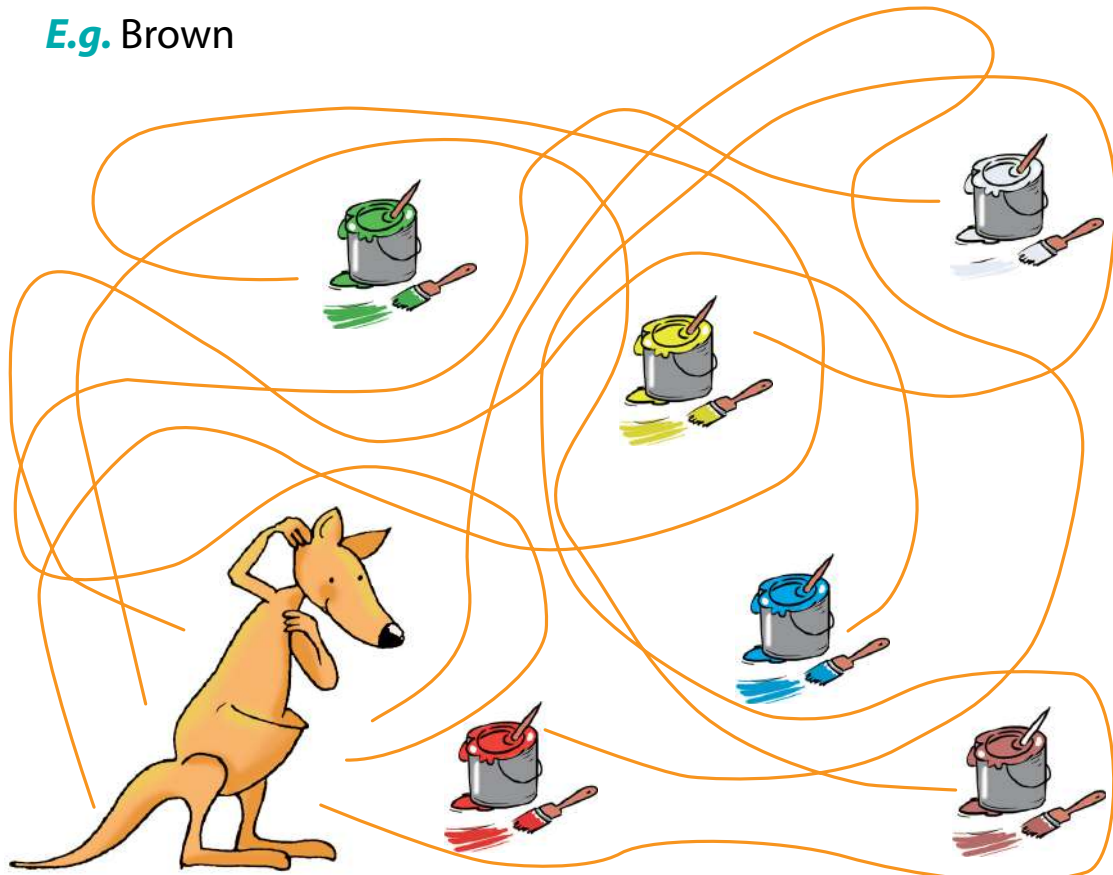


brown



2. Look, match and say. Подивись, поєднай і скажи.

E.g. Brown



What colour is it?



3. Play the colour card game.
 Зіграй у кольори.
 Listen and point.
 Прослухай і вкажи.
E.g. Point to the red.



4. Play the game. Зіграй у гру.



Pick a colour, listen and jump.
 Обери колір, прослухай і підстрибни.
E.g.: Red.

6-7



5. Listen and sing a song. Прослухай і заспівай пісню.

Red and yellow, blue and green, blue and green.
 Red and yellow, blue and green, blue and green.
 And brown and black and white and grey.
 Red and yellow, blue and green, blue and green.




6. Look at the pictures and say what you can see.

Подивись на картинки і скажи, що ти бачиш.

E.g. Is it yellow?

Yes/No.



Scat the Cat




1. Look, listen and repeat. Подивись, прослухай і повтори.



pink



orange



cat



2. Look, say and work in pairs.



Подивись, скажи і попрацюй в парах.

E.g. Is it brown?

Yes /No.



Scat the Cat








3. Listen and point. Прослухай і вкажи.

8



E.g. Scat the Cat changes into a green cat.



One, two, three...

1. Look, listen and repeat. Подивись, прослухай і повтори.

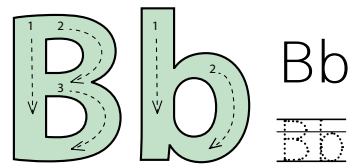


2. Look, point and write.
Подивись, вкажи і напиши.
E.g. Look. It is cat number 5

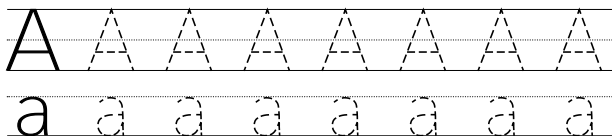
A B C



Apple



Bag



One, two, three...



3. Look and clap the number.
Подивись і проплескай число.



10

4

3

9

8

2

7

1

6

5

9



4. Listen and colour. Прослухай і розфарбуй.



E.g. Colour kangaroo number 4 green.



Ten kangaroos in the bed

Bag – bag**s**

1. Look, listen and repeat. Подивись, прослухай і повтори.

one bag



two bag**s**



three bag**s**



10-11



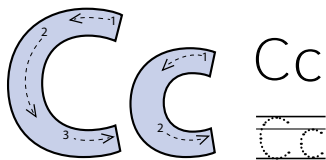
2. Listen and say. Прослухай і скажи.



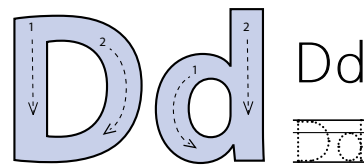
Ten kangaroos in the bed

There are ten in the bed and Sally says: "Roll over!"
They all roll over and the red one falls out.

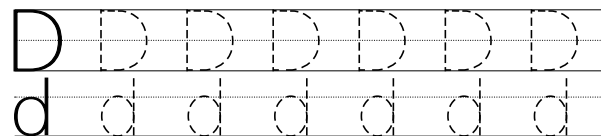
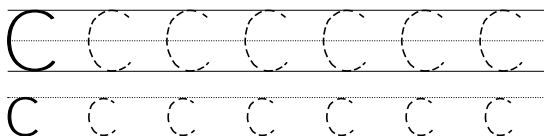
A B C



Cat





Dog



Ten kangaroos in the bed

3. Look, say and point.
 Подивись, скажи і вкажи.
 E.g. Five apples



Ten red apples

1. Look, say and work in pairs.
Подивись, скажи і попрацюй в парах.

E.g. What colour are the apples?

Red.

Count the apples.

One, two, three...

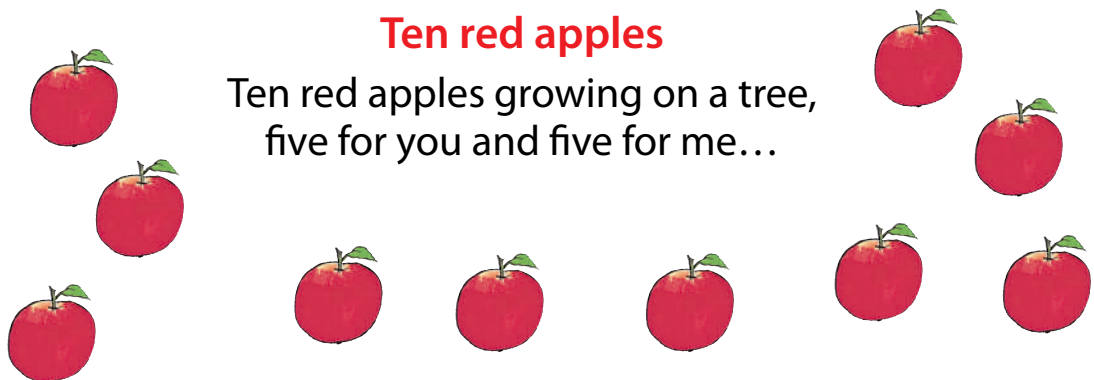


2. Listen and repeat. Прослухай і повтори.

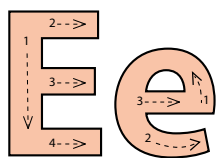


Ten red apples

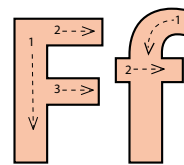

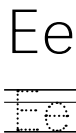
Ten red apples growing on a tree,
five for you and five for me...



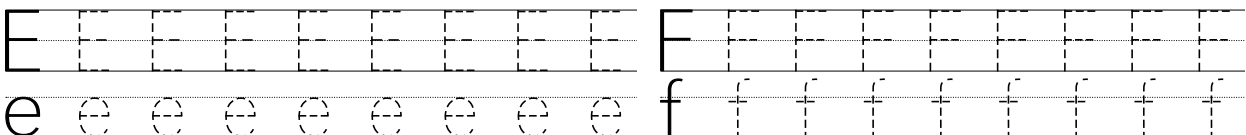
A B C



Egg




Fox



Ten red apples


3. Listen and point. Прослухай і вкажи.

E.g. Ten eggs, two foxes...




4. Look, match and say. Подивись, з'єднай і скажи.

E.g. A – apple



Unit 4 Days of the week






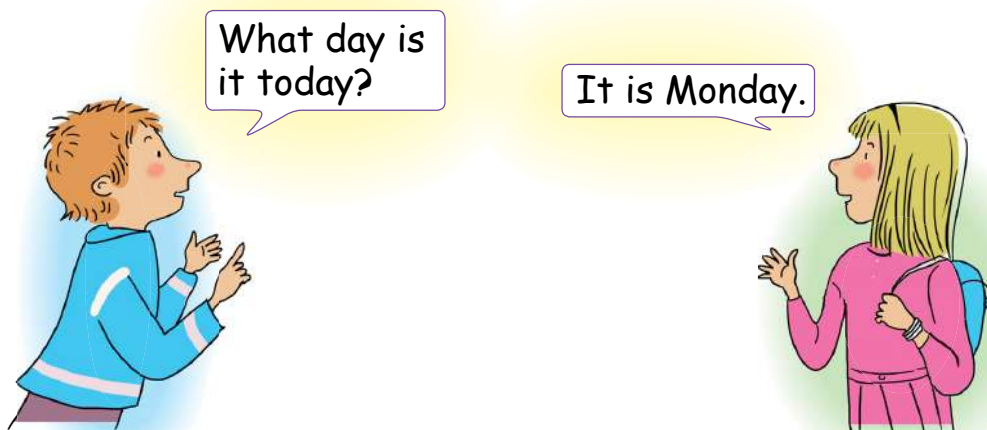
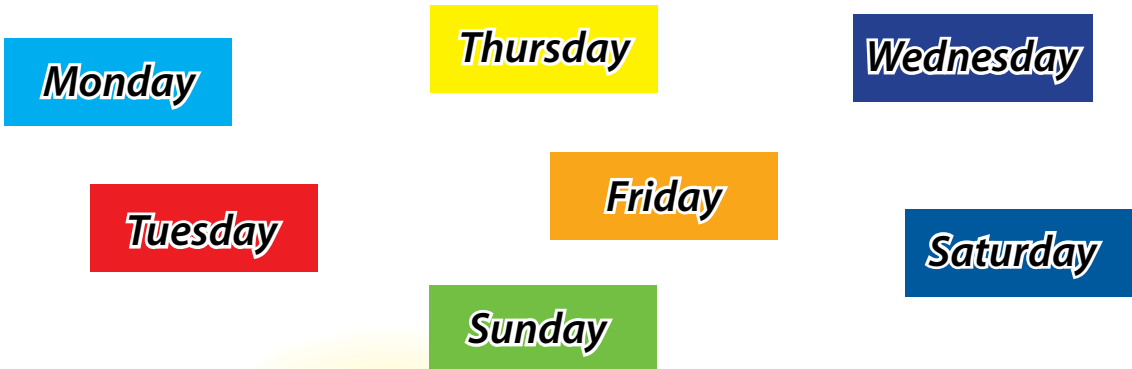


Unit 4 Days of the week

1. Listen, point and say together with your friend.
Послухай, покажи та вимовляй разом з другом.



2. Talk to your friend.
Поспілкуйся з другом.





Unit 4 Days of the week

3. Listen and repeat with a class.
Послухай та повтори з однокласниками.

Monday, Tuesday,
Wednesday, Thursday,
Friday, Saturday, Sunday.
We go to school on weekdays,
On the weekend we rest.



4. Play the game.
Порпай у гру.



Unit 5 My Schoolbag



Show me your schoolbag!



It is a ...
I put ...





School Things



1. Look, listen and repeat. Подивись, прослухай і повтори.

What is in a schoolbag?



It is a glue stick.



It is a pencil box.



It is a book.



It is a pencil.



It is a rubber.



It is a ruler.



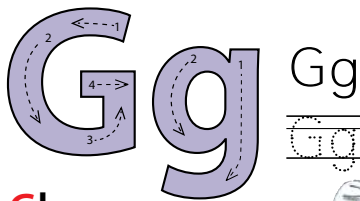
2. Game "Show me...". Act out with a partner.

Гра «Покажи мені...». Розіграй з партнером.

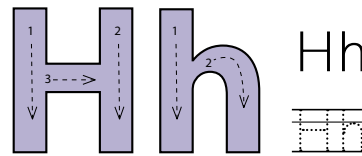
E.g. Show me your pencil case.



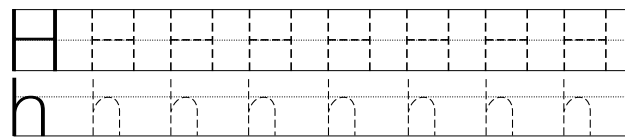
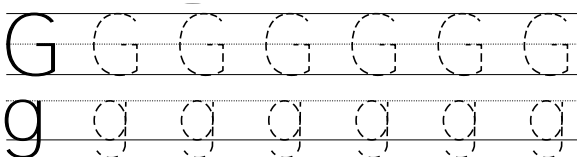
ABC



Glue



Hat





Unit 5 My Schoolbag

School Things

13-14



3. Listen and sing the song. Прослухай і заспівай пісню.

My School Things




15



4. Listen and say. Прослухай і скажи.
What is missing?

E.g. A rubber (a ruler...)





What's in my schoolbag?


What is = what's



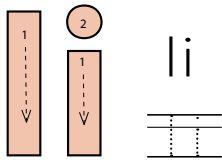
1. Listen, point, match and say.
Прослухай, вкажи, з'єднай і скажи.



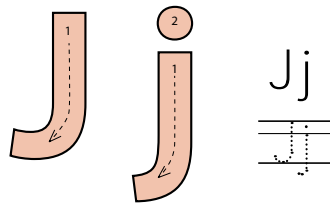
E.g.



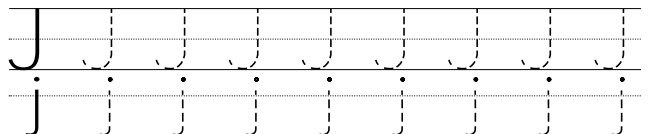
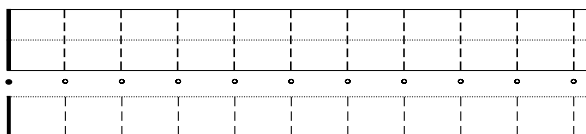
A B C



Ink



Jam





What's in my schoolbag?







2. Talk to your friend. Act out the dialogue.
Поговори зі своїм другом. Розіграй діалог.

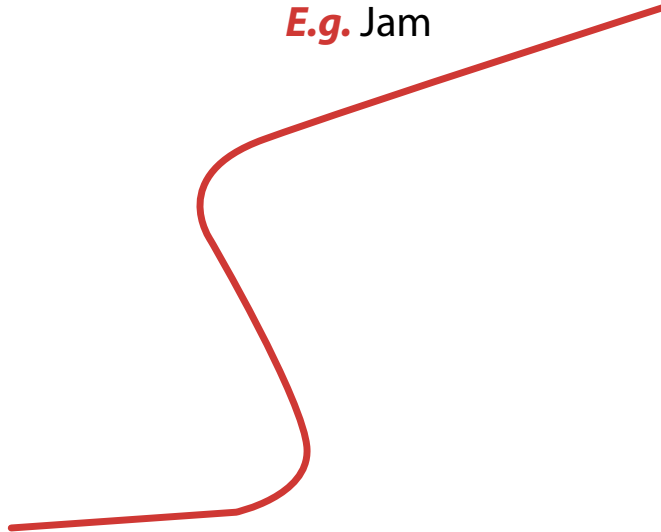
E.g. What's in your schoolbag?
It is a book.



3. Match and say. З'єднай і скажи.



E.g. Jam



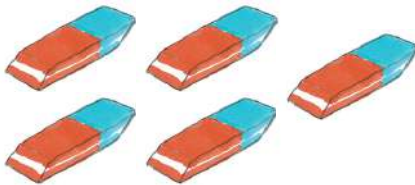


Unit 5 My Schoolbag

In my schoolbag



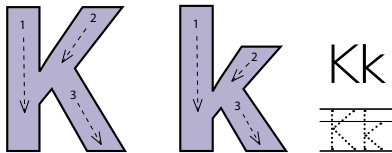
1. Look and say. Подивись і скажи.
E.g. Three yellow schoolbags.



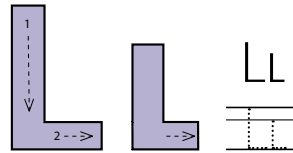
2. Play a guessing game with your partner.
Зіграй у гру на відгадування з партнером.
E.g. Is it a book?
Yes, it is/No, it isn't



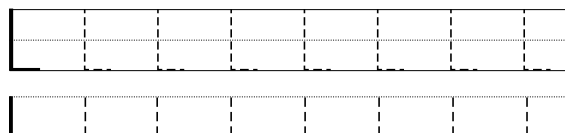
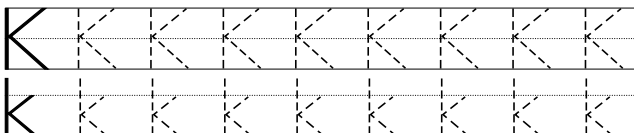
A B C



Kangaroo



Lamp





16-17

Unit 5 My Schoolbag



3. Listen and sing a song. Прослухай і заспівай пісню.



The schoolbag song

In my schoolbag there is music.
Hey, listen to me!
Rub-rub-rubber, pen-pen-pencil,
ru-ru-ruler, book and glue. (2 x)



4. Look and spot the differences.
Подивись і знайди відмінності.



E.g. Glue



Let's pack a schoolbag



1. Look, say and odd one out.

Подивись, скажи і знайди зайве.

E.g. Letter E




2. Play a whispering game

Зіграй у гру «Скажи слово пошепки».

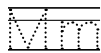
E.g. Rubber ...



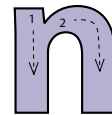
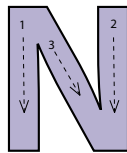
A B C



Mm



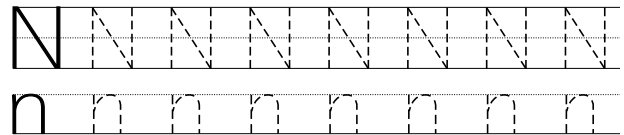
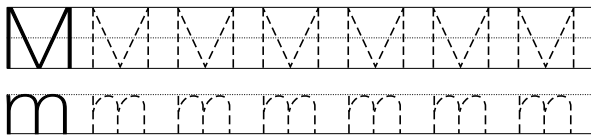

Mouth



Nn



Nose





Let's pack a schoolbag






3. Game «Let's pack the schoolbag».

Гра «Давай зберемо портфель»

Look and say. Подивись і скажи.

E.g. I put four books into my bag...





At School

1. Look, match and say. Подивись, з'єднай і скажи.

E.g. Two – two bags.



1



2



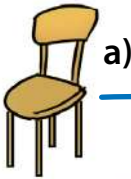
8

5



9

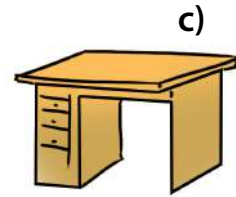
2. Listen, match and show to your friend. Послухай, та покажи своєму другові.



a)



b)



c)



d)



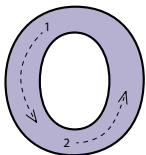
e)



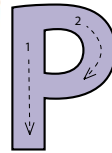
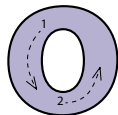
f)

a board
a chair
a desk
a table
a bookcase
a shelf

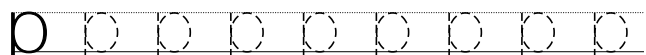
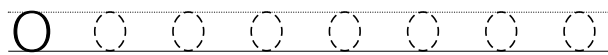
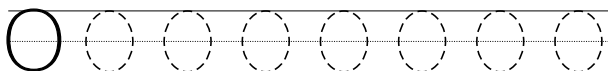
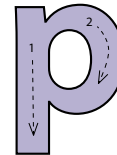
A B C



Owl



Pen



Unit 6 Merry Christmas



Happy
New Year!

Merry
Christmas!

We wish you
a Merry Christmas!





Unit 6 Merry Christmas

Here comes Santa



1. Look, listen, repeat and point.
Подивись, прослухай, повтори і вкажи.





Unit 6 Merry Christmas

Here comes Santa

18



2. Listen and repeat. Act out with a partner.
Прослухай і повтори. Розіграй з партнером.



Here comes Santa

Here are the reindeer.
Here is the chimney.
Here is the top.
On Christmas evening –
down Santa will drop!



3. Make Santa's face and say. Зроби обличчя Санти і скажи.


1.



2.



3.



E.g. It is a nose ...




Unit 6 Merry Christmas

We wish you a Merry Christmas



1. Look, match and say. Подивись, з'єднай і скажи.

E.g. N – nose



2. Listen and repeat. Прослухай і повтори.



Happy New Year!

Merry Christmas!



19-20



3. Listen and sing the song. Прослухай і заспівай пісню.



We wish you a Merry Christmas

We wish you a Merry Christmas,
 we wish you a Merry Christmas,
 we wish you a Merry Christmas
 and a Happy New Year!



Unit 6 Merry Christmas



We wish you a Merry Christmas



4. Make a reindeer. Зроби оленя.



Unit 7 Toys




What is this?

Is it ... ?

It is a big ...

It is a little ...





My Toys

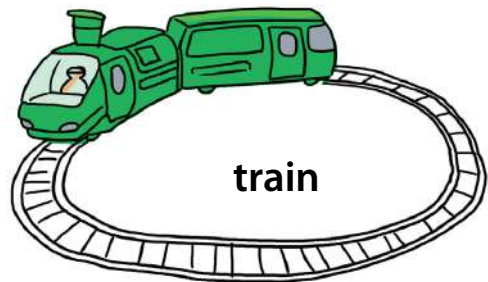


1. Look, listen and repeat.
Подивись, прослухай і повтори.

ball



train



teddy bear

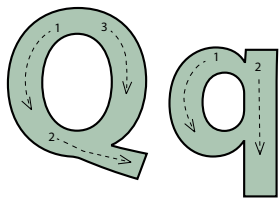


car

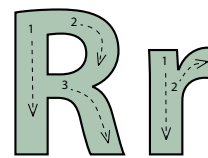


doll

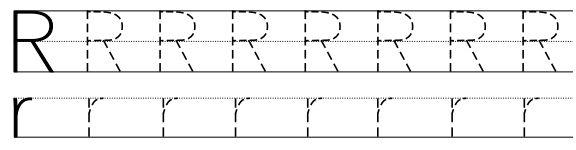
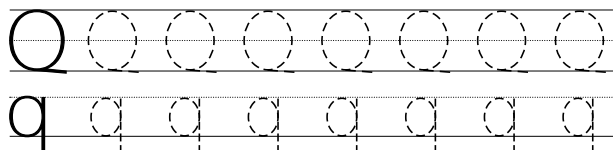
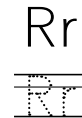
A B C



Queen



Rabbit





My Toys

What is = what's



2. Play a "Magic Box" game.
Зіграй у гру «Чарівна скринька».

E.g. Is it a doll?
Yes, it is/No, it is not.



3. Play the game "What's missing?". Change the roles.
Зіграй у гру «Чого не вистачає?». Мінняйся ролями.

E.g. What's missing?
A teddy?
Yes/No



4. Listen and point.
Прослухай і покажи.

E.g. A blue car.






Little toys and big toys

I have got = I've got

1. Listen and repeat.
Прослухай і повтори.



I have got a **big** train.



I have got a **little** teddy bear.



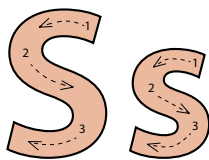
I've got a **big** car.



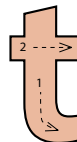
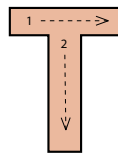
I've got a **little** doll.



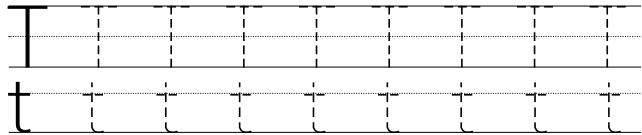
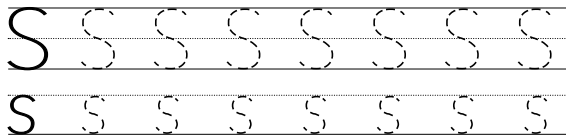

A B C



Sun



Tree





Little toys and big toys



2. Play a game "My Toy".
Зіграй у гру «Моя іграшка».

E.g. I have got a toy.
It is a big brown teddy bear.



3. Look and say what colour the toys are.
Подивись і скажи, якого кольору іграшки.

E.g. The big teddy bear is red. The little teddy bear is brown.





A little ball, a big ball



1. Listen and repeat.
Прослухай і повтори.

21-22



I have = I've

A little ball, a big ball...

A little ball, a big ball, a very big ball I see.
Now let us count the balls we see: one, two, three...

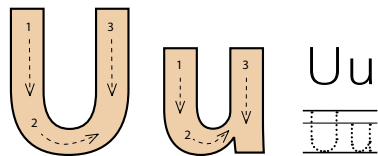


2. Circle game "My Toy"
«Гра в колі «Моя іграшка»

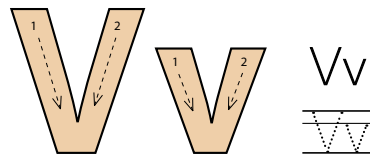
E.g. I've got a ball. It is little and pink.



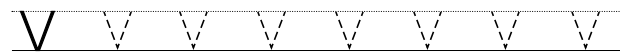
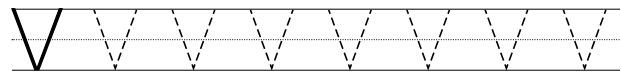

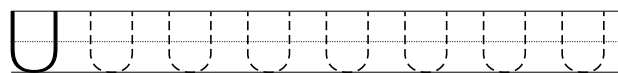
A B C



Umbrella



Van







A little ball, a big ball



3. Look, point and say. Подивись, вкажи і скажи.

E.g. It is a big yellow bag. It is a little yellow bag.





Let's play a board game

Let us = Let's

1. Look, match and say in pairs.
Подивись, з'єднай і проговори в парах.

E.g. I have got a rabbit

I have got a ...

I have got a ...

I've got a ...

I've got a ...

A B C

Wolf

Xylophone