

# АНГЛІЙСЬКА МОВА ENGLISH 2



Т. Ю. Бєляєва

# АНГЛІЙСЬКА МОВА

Підручник для 2 класу  
закладів загальної середньої освіти  
(з аудіосупроводом)

# ENGLISH

2nd grade level textbook  
for secondary schools  
(with audio)

Київ  
«Грамота»  
2019

*Умовні позначення:*



— Послухай!



— Заспівай пісню!



— Скажи!



— Поспілкуйся з друзями!



— Зроби!



— Запам'ятай!



— Прочитай!



— Напиши!

**Беляєва Т. Ю.**

**Англійська мова (English)** : підруч. для 2 кл. закл. загальн. середн. освіти (з аудіосупроводом).

ISBN

Підручник укладений відповідно до Державного стандарту початкової освіти та концепції Нової української школи. Основну увагу в ньому приділено принципам компетентнісного підходу, що передбачає вивчення англійської мови з використанням міжпредметних зв'язків. Цінності підручника — дитиноцентризм, емпатія, інклюзивне навчання, творчий підхід, родинне спілкування, дружба, повага та взаємодопомога, любов до природи, родини, своєї країни, здоровий спосіб життя й харчування, екологія, економічне мислення та громадянська відповідальність.

Підручник складається з п'яти тематичних розділів, матеріал у яких розподілений на уроки. Наприкінці кожного розділу подано узагальнення. Вправи створені з урахуванням вікових особливостей сприйняття друго-класників, зокрема передбачено завдання для говоріння, аудіювання, читання, письма, для роботи в парах і групах, а також творчі й ігрові.

Для учнів, учителів, методистів, батьків.

## Дорогі друзі!

Щиро вітаємо вас на сторінках нашого підручника й запрошуємо продовжити захопливу подорож світом англійської мови, яку ви почали вивчати в 1 класі.

Цього року до героїв нашого підручника — Данила, Енн, Макса та Софії — приєдналися нові друзі. Це Антон з Канади та сестрички Стелла й Неллі з Австралії. У Канаді й Австралії люди розмовляють англійською мовою. Антон, Стелла й Неллі залюбки розповідають про своє життя. З Антоном ми вирушимо в подорож до Канади на зимові канікули! А Стелла й Неллі розкажуть, які дикі тварини живуть в Австралії.

Разом з нашими героями ви продовжуватимете навчатися спілкуватися англійською мовою, називати предмети та явища навколо себе, описувати себе та свої дії. Ви зможете розповісти, чим займаєтеся у вільний час, як проводите вихідні з родиною, як допомагаєте вдома та турбуєтеся про навколишнє середовище. Ви будете описувати природу та своє дозвілля навесні, улітку, восени та взимку, називати частини тіла, зимовий одяг, вітати одне одного зі святами й запрошувати на вечірку до дня народження. Також ви дізнаєтеся, як сказати, котра година англійською мовою та які дикі та свійські тварини є в Україні, Канаді, Австралії, США та в Об'єднаному Королівстві.

У підручнику є веселі чанти й пісні, описи й діалоги, що допомагають запам'ятовувати нові слова та вирази. Завантажуйте аудіофайли й слухайте тексти перед тим, як їх прочитати. Це допоможе вам сформулювати правильну вимову!

Сподіваємося, що ви засвоїте нові слова й вирази англійської мови й зможете вживати їх у життєвих ситуаціях, а подорож сторінками підручника принесе вам багато корисних знань про навколишній світ.

Успіхів вам і натхненного навчання!

*Авторка*



# BACK TO SCHOOL

## Lesson 1

## Hi, nice to see you again!



1. Look, listen and repeat. Подивися, послухай та повтори.



— Hi, Max!  
— Hi, Sofiia!  
— Nice to see you!



— Hi, Danylo!  
— Hi, Ann!  
— Nice to see you again!



2. Read the alphabet. What letters are missing? Say. Name all the letters.

Прочитай абетку. Яких літер не вистачає? Скажи. Назви всі літери.

A B C D E F G \_ I \_ \_ L \_ N O P \_ R S T U \_ \_ X Y \_



3. Read the words with the letters of the same colour. Name the colours.

Прочитай слова з літерами одного кольору. Назви кольори.



CAT — cat



BOX — box



RED — red



PIG — pig



SUN — sun



FLY — fly





**Lesson 2**

**Who is this? Who is that?**



**1. Look, listen and repeat.** Подивися, послухай та повтори.



- Max, look! Who is this girl?
- This is Stella.
- Oh, I see. And who is that girl?
- That is Nelly. Stella and Nelly are sisters!
- Wow! And who is that boy?
- That is Anton!



**2. Look at the pictures. Read and say.** Подивися на малюнки. Прочитай та скажи.



That is a boy.



Those are two girls.



This is a girl.



These are two boys.



**3. Look at the picture (task 1) and ask your friend. Then give an answer to his / her question.** Подивися на малюнок (впр. 1) і запитай друга (подругу). Потім дай відповідь на його (її) запитання.

Who is this? — This is ... . Who are these? — These are ... .  
 Who is that? — That is ... . Who are those? — Those are ... .


**Lesson 3**

**Where are you from?**



**1. Look, listen and repeat.** Подивися, послухай та повтори.

— Hi, I'm Ann!  
 And what is your name?  
 — Hi, I'm Anton.  
 — Where are you from?  
 — I'm from Canada.  
 — Wow!



**2. Look at the pictures. Read and say.** Подивися на малюнки. Прочитай та скажи.



Ukraine



the USA



Canada



Australia



the UK



**3. Where are they from? Look, read, think and say.** Звідки вони? Подивися, прочитай, подумай та скажи.

This girl is from ... . /  
 She's from... .  
 That boy is from ... . /  
 He's from... .  
 These boys are from... . /  
 They're from... .  
 Those girls are from ... . /  
 They're from ... .



**4. Open your workbook on page 8 and play a "Postman" game with your friends!** Відкрий свій робочий зошит на с. 8 та пограйся в гру «Поштар» із своїми друзями!





**Lesson 4**

**Nice to meet you! – Me too!**



**1. Look, listen and repeat.** Подивися, послухай та повтори.



- Hello, Stella! Hello, Nelly!  
I'm Sofiia.
- Hi, Sofiia! Nice to meet you!
- Me too. Where are you from?
- We are from Australia!
- Oh! Interesting!



**2. Listen and repeat. Then talk to your friend.** Послухай та повтори. Потім поспілкуйся з другом (подругою).

- Nice to meet you!
- Me too.
- Where are you from?
- I'm from Ukraine.
- Me too!



**3. Read and think. Remember!** Прочитай та подумай. Запам'ятай!



— Where are you from?

— I'm from Ukraine.



— We are from Australia.



**I am** from Ukraine.  
**I'm** from Ukraine.



**We are** from Ukraine.  
**We're** from Ukraine.






**Lesson 5**

**They are from Australia!**




**1. Look, listen and repeat.** Подивися, послухай та повтори.



- Mum, look! Those girls are Stella and Nelly. They are sisters. They are from Australia.
- Wow!
- And this boy, this is Anton. He is from Canada!
- Oh, interesting!



**2. Read. Talk about the children.** Прочитай. Розкажи про дітей.



This is ... . These girls are ... and... . These children are ... , ... , ...  
 He is from... . They are from... . and ... . They are from ... .



**3. Read and think. Say.** Прочитай та подумай. Скажи.

She / he is from... Is she / he from...? — Yes, she / he is. No, she / he isn't.  
 They are from... Are they from...? — Yes, they are. No, they aren't.



**4. Talk to your friend. Ask and answer the questions.** Поспілкуйся з другом (подругою). Запитай та дай відповіді на запитання.

- Is Nelly from Ukraine?
- Is Anton from Australia?
- Is Stella from Canada?
- Is Danylo from Ukraine?



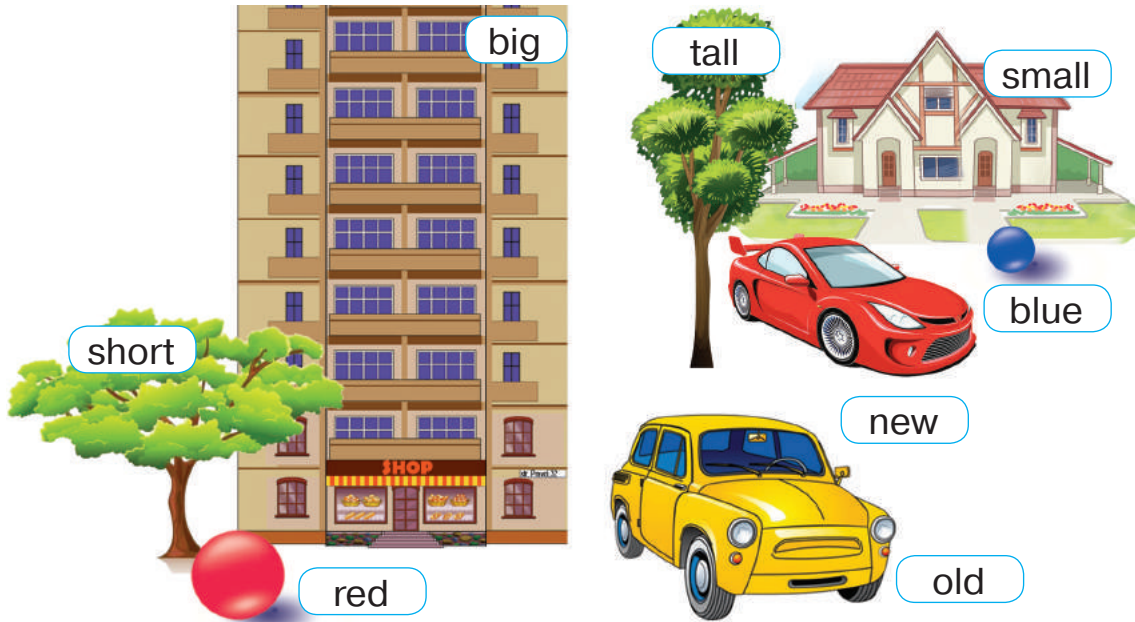


**Lesson 6**

**This house, that house**



1. Look, listen and repeat. Подивися, послухай та повтори.



2. Listen, read, think and say. Послухай, прочитай, подумай та скажи.



This house is ... . This ball is ... .  
 That house is ... . That ball is ... .  
 This tree is ... . This car is ... .  
 That tree is ... . That car is ... .



3. Look at the picture (task 1). Then answer the questions. Подивися на малюнок (впр. 1). Дай відповіді на запитання.

Is this house big? Is this ball red?  
 Is that house small? Is that ball blue?  
 Is this tree short? Is this car old?  
 Is that tree tall? Is that car new?

Is this house big?  
 Yes, it is. It's big.

4. Open your workbook on page 14 and play a "City" game with your friends! Відкрий свій робочий зошит на с. 14 та пограйся в гру «Місто» зі своїми друзями!



**Lesson 7**

**Glad and sad, thin and fat**



1. Look, listen and repeat. Подивися, послухай та повтори.



thin



fat



glad




sad



2. Read. Then say it quickly. Прочитай. Потім скажи швидко.



A fat cat is glad, and not sad.



A big fish has a thin fin.



3. Read and think. Answer the questions. Прочитай та подумай. Дай відповіді на запитання.

Is she / he sad?  
 No, she / he is not.  
 No, she / he isn't.



Is Sofiia sad?  
 Is Anton sad? Is Max sad?  
 Is Stella sad? Is Nelly sad?





**Lesson 8**

**I like apples!**




**1. Look, listen and repeat. Then read.** Подивися, послухай та повтори. Потім прочитай.



I like bananas.



I like ice cream.



I like muffins.



I like pizza.



**2. Look, read and say.** Подивися, прочитай та скажи.



grapes



apples



plums



sandwiches



sweets

I like ... .



**3. Read and remember. Say.** Прочитай та запам'ятай. Скажи.

I like ... .      She likes ... .  
 You like ... .      He likes ... .      It likes ... .



**4. Listen. Read. Sing!** Послухай. Прочитай. Заспівай!



I like apples.  
 You like plums.  
 He likes pizza.  
 Yummy-yum!

She likes muffins.  
 It likes meat.

He likes grapes.  
 She likes sweets.

Ice cream, bananas,  
 sandwiches and fruit —  
 we like tasty,  
 healthy food!




**Lesson 9**

**Do you like grapes?**







**1. Look, listen and repeat.** Подивися, послухай та повтори.



- Mmmm, I like grapes...
- And you?
- Oh, me too!
- Oops!
- But I don't like carrots...
- Oooh, me too...



**2. Look at the sentences in the box. Read and remember. Say.** Подивися на речення в рамці. Прочитай та запам'ятай. Скажи.

-  I like grapes.
-  Do you like grapes?
-  Yes, I do.
-  No, I do not.  
No, I don't.



**3. Read. Look at the box (task 2) and answer the questions. Then ask your friend.** Прочитай. Подивися на рамку (вправа 2). Дай відповіді на запитання. Запитай друга (подругу).



- Do you like apples? — Yes, I do. / No, I don't.
- Do you like grapes? — ...
- Do you like ice cream? — ...
- Do you like pizza? — ...
- Do you like sandwiches? — ...
- Do you like meat? — ...





**Lesson 10**

**Does he like water?**



**1. Look, listen and repeat.** Подивися, послухай та повтори.



She likes water.



He likes water.



It likes water.



**2. Look at the sentences in the box. Read and remember. Say.** Подивися на речення в рамці. Прочитай та запам'ятай. Скажи.

😊 She likes water.  
He likes water.  
It likes water.

❓ Does she like water?  
Does he like water?  
Does it like water?

👍 Yes, she does.  
Yes, he does.  
Yes, it does.

👎 No, she doesn't.  
No, he doesn't.  
No, it doesn't.



**3. Look at the pictures. Read the questions and answer. Use the box from task 2.** Подивися на фото. Прочитай запитання та дай на них відповіді. Використовуй рамку з вправи 2.



Does he like water?



Does she like sandwiches?



Does it like carrots?



Does it like apples?

**Lesson 11**

**We like pizza, but they like varenyky!**



**1. Look at the picture. Listen and say.** Подивися на малюнок. Послухай та скажи.



We like pizza. But they like varenyky!



**2. Look at the sentences in the box. Read and remember. Say.** Подивися на речення в рамці. Прочитай та запам'ятай. Скажи.



We like pizza.  
They like varenyky.



Do we like pizza?  
Do they like varenyky?



Yes, we do.  
Yes, they do.



No, we do not. No, we don't.  
No, they do not. No, they don't.



**3. Look at the picture (task 1). Say!** Подивися на малюнок (впр. 1). Скажи!

We like 🍏🍎🍌, but they like 🍐🍑.

We like 🍷🍹, but they like 🍷🍹.

We like 🍌, but they like 🍇.



**Lesson 12**

**Do you like pizza or sandwiches?**



**1. Look at the picture. Listen and repeat.** Подивися на малюнок. Послухай та повтори.



- Do you like pizza or sandwiches?
- I like pizza!
- I like sandwiches!
- I don't know...



**2. Read and say. Answer the questions.** Прочитай та скажи. Дай відповіді на запитання.


Do you like carrots or apples? Do you like juice or water? Do you like pizza or varenyky? Do you like muffins or bananas?



**3. Read. Then listen to the song and sing!** Прочитай. Потім послухай пісню та заспівай!



- Is this house big or small?
- Small! It's small!
- Is this robot short or tall?
- Tall! It's tall!
- Is this flower red or blue?
- Blue! It's blue!
- Is this car old or new?
- New! It's new!



**4. Open your workbook on page 26 and play an "Apples or carrots?" game with your friends!** Відкрій свій робочий зошит на с. 26 та пограйся в гру «Яблука чи морква?» зі своїми друзями!





## Lesson 13 This apple, that apple




1. Look at the picture. Listen, read and repeat. Подивися на малюнок. Послухай, прочитай та повтори.



— This apple is yellow.  
— But that apple is green!



2. Look at the picture. Read and say. What colour is it? Подивися на малюнок. Прочитай та скажи. Якого це кольору?



This flower is ... , but that flower is ... . This workbook is ... , but that workbook is ... . This book is ... , but that book is ... .



3. Read. Look at the street. Describe the houses, the cars. Use the words from the box below. Прочитай. Подивися на вулицю. Опиши будинки, машини. Використовуй слова з рамки.



big, small, short, tall, old, new, green, black, grey, red,  
blue, yellow, orange, purple

This house is ... . That house is ... . This car is ... . That car is ... .



## Lesson 14

## Ann paints pictures every day



**1. Look at the picture. Listen and repeat.** Подивися на малюнок. Послухай та повтори.



— What do you do every day, Ann?



**2. Listen, read and say.** Послухай, прочитай та скажи.

I play the violin every day. I paint pictures every day. I cook with my mum every day. I talk to my parrot every day.



**3. Look at the sentences in the box below. Talk to your friend.** Подивися на речення в рамці. Прочитай. Поспілкуйся з другом (подругою).

— Do you play the violin every day?  
— Yes, I do. No, I don't.

Do you cook with your mum every day?  
Do you paint pictures every day?  
Do you talk to your parrot every day?



**4. Read. Talk about Ann. What does she do every day?** Прочитай. Розкажи про Енн. Що вона робить щодня?




Ann plays the violin every day. She paints pictures every day. She cooks with her mum every day. She talks to her parrot every day.

**Lesson 15**

**Danylo makes robots every day**



**1. Look at the picture. Listen and repeat.** Подивися на малюнок. Послухай та повтори.



— What do you do every day, Danylo?



**2. Listen, read and say.** Послухай, прочитай та скажи.

I listen to music every day. I make robots every day. I make videos every day. I water the flowers every day.



**3. Look at the sentences in the box below. Talk to your friend.** Подивися на речення в рамці. Прочитай. Поспілкуйся з другом (подругою).

— Do you listen to music every day?  
— Yes, I do. No, I don't.

Do you make robots every day?  
Do you make videos every day?  
Do you water the flowers every day?



**4. Read. Talk about Danylo. What does he do every day?** Прочитай. Розкажи про Данила. Що він робить щодня?



Danylo listens to music every day. He makes robots every day. He makes videos every day. He waters the flowers every day.





## Lesson 16

## Max takes photos every day



**1. Look at the picture. Listen and repeat.** Подивися на малюнок. Послухай та повтори.



— What do you do every day, Max?



**2. Listen, read and say.** Послухай, прочитай та скажи.

I take photos every day. I go swimming every day. I ride a bike every day. I play the guitar every day.



**3. Look at the sentences in the box below. Talk to your friend.** Подивися на речення в рамці. Прочитай. Поспілкуйся з другом (подругою).

— Do you take photos every day?  
— Yes, I do. No, I don't.

Do you go swimming every day?  
Do you ride a bike every day?  
Do you play the guitar every day?



**4. Read. Talk about Max. What does he do every day?** Прочитай. Розкажи про Макса. Що він робить щодня?



Max takes photos every day. He goes swimming every day. He rides a bike every day. He plays the guitar every day.

**Lesson 17**

**Sofiia plays chess every day**



**1. Look at the picture. Listen and repeat.** Подивися на малюнок. Послухай та повтори.



— What do you do every day, Sofiia?



**2. Listen, read and say.** Послухай, прочитай та скажи.

I play chess every day. I feed my pets every day. I walk my dog every day. I play the xylophone every day.



**3. Look at the sentences in the box below. Talk to your friend.** Подивися на речення в рамці. Прочитай. Поспілкуйся з другом (подругою).

— Do you play chess every day?  
— Yes, I do. No, I don't.

Do you feed your pets every day?  
Do you walk your dog every day?  
Do you play the xylophone every day?



**4. Read. Talk about Sofiia. What does she do every day?** Прочитай. Розкажи про Софію. Що вона робить щодня?



Sofiia plays chess every day. She feeds her pets every day. She walks her dog every day. She plays the xylophone every day.





**Lesson 18**

**Anton jogs every day**



**1. Look at the picture. Listen and repeat.** Подивися на малюнок. Послухай та повтори.



— What do you do every day, Anton?



**2. Listen, read and say.** Послухай, прочитай та скажи.

I jog every day. I help in the garden every day. I play the drums every day. I make airplanes every day.



**3. Look at the sentences in the box below. Talk to your friend.** Подивися на речення в рамці. Прочитай. Поспілкуйся з другом (подругою).

— Do you jog every day?  
— Yes, I do. No, I don't.



Do you help in the garden every day?  
Do you play the drums every day?  
Do you make airplanes every day?



**4. Read. Talk about Anton. What does he do every day?** Прочитай. Розкажи про Антона. Що він робить щодня?

Anton jogs every day. He helps in the garden every day. He plays the drums every day. He makes airplanes every day.

**Lesson 19**

**Stella and Nelly sing every day**



**1. Look at the picture. Listen and repeat.** Подивися на малюнок. Послухай та повтори.



— What do you do every day, Stella and Nelly?



**2. Listen, read and say.** Послухай, прочитай та скажи.

We dance every day. We sing every day. We make clothes every day.  
We play with our baby sister every day.



**3. Look at the sentences in the box below. Talk to your friend.** Подивися на речення в рамці. Прочитай. Поспілкуйся з другом (подругою).

— Do you dance every day?  
— Yes, I do. No, I don't.

Do you sing every day?  
Do you make clothes every day?  
Do you play with your baby sister  
or baby brother every day?



**4. Read. Talk about Stella and Nelly. What do they do every day?** Прочитай. Розкажи про Стеллу та Неллі. Що вони роблять щодня?



Stella and Nelly dance every day. They sing every day. They make clothes every day. They play with their baby sister every day.





**Lesson 20**

**Revision**



**1. Look at the picture. Read, think and say. Use the words in the table.**  
 Подивися на малюнок. Прочитай, подумай та скажи. Використовуй слова в таблиці.



big, small,  
short, tall



This girl is... .  
 That girl is... .  
 This house is... .  
 That house is ... .

**2. Look at the photos. Read and answer the questions. Use the patterns from the box.** Подивися на фото. Прочитай запитання та дай на них відповіді. Використовуй зразки з рамки.



Is she / he... ?  
 Yes, she / he is.  
 No, she / he isn't.

Is she glad?

Is he sad?




**3. Read. Then speak about yourself and your friend.** Прочитай. Потім розкажи про себе і свого друга (свою подругу).



Hi! I'm ... .  
 I'm from ... .  
 I like ... .  
 This is ... , my friend.  
 He (she) is from ... .  
 He (she) likes ... .







# 1, 2, 3, 4, 5 – MY FAMILY AND I

## Lesson 1

### Parents and grandparents



1. Look at the picture. Listen and repeat. Подивися на малюнок. Послухай та повтори.



— Hi! I'm Anton. I'm from Canada.  
 These are my parents — mum and dad. They work in Ukraine.  
 These are my grandparents — grandma and grandpa. They live in Canada.



2. Read. Tell your friend about your parents and grandparents. Show their photos. Прочитай. Розкажи другові (подрузі) про своїх батьків, бабусю та дідуся. Покажи їхні фото.

I — my...      She — her...      We — our...  
 You — your...      He — his...      They — their...

These are my parents.  
 This is my mum. Her name is ...  
 This is my dad. His name is ...  
 They work in ... . They live in ... .  
 These are my grandparents.  
 This is my grandma.  
 Her name is ... .  
 This is my grandpa.  
 His name is ... .  
 They live in ... .






## Lesson 2

## An aunt and an uncle



1. Look, listen, read and say. Подивися, послухай, прочитай та скажи.



— My mum has a sister. Her name is Polly.  
She's my aunt.  
My dad has a brother. His name is Willy.  
He's my uncle.

### NOTE!

have got = have  
has got = has



2. Look at the patterns in the box. Read and remember. Answer the questions. Подивися на зразки в рамці. Прочитай та запам'ятай. Дай відповіді на запитання.



Yes, I do.

Do you have an aunt?  
Do you have an uncle?

No, I don't.

Do you have an aunt? — Yes, ... / No, ...

What is her name? — Her name is ...

Do you have an uncle? — Yes, ... / No, ...

What is his name? — His name is ...



3. Read. Then chant! Прочитай. Потім повтори чант!

My mum has a sister.

Her name is Polly .

She's my aunt.

Aunt, aunt, aunt.

Do you have an aunt?

Yes, I do!

What is her name?

Her name is ...

My dad has a brother.

His name is Willy.

He's my uncle.

Uncle, uncle, uncle.

Do you have an uncle?

Yes, I do!

What is his name?

His name is ...

**Lesson 3**

**Aunt Polly and Uncle Roger**



**1. Look at the picture and listen. Repeat.** Подивися на малюнок і послухай. Повтори.



An aunt, an uncle, a husband, a daughter, a cousin.  
Aunt Polly, Uncle Roger, Cousin Joy.



**2. Listen, read and say.** Послухай, прочитай та скажи.

My mum and my Aunt Polly are sisters. Aunt Polly has a husband.  
His name is Roger. He is my uncle, too.  
Aunt Polly and Uncle Roger have a daughter. Her name is Joy.  
She's my cousin.



**3. Read the questions and answer them. Then ask your friend.** Прочитай запитання та дай на них відповіді. Запитай друга (подругу).

Do you have a sister?  
— Yes, I do. / No, I don't.  
What is her name?  
Do you have a cousin?  
— Yes, I do. / No, I don't.  
What is her name?





## Lesson 4

## Uncle Willy and Aunt Mary



**1. Look at the picture and listen. Repeat the words.** Подивися на малюнок і послухай. Повтори слова.



A brother, brothers, a wife, a son.  
Uncle Willy, Aunt Mary, Cousin Jim.



**2. Listen, read and say.** Послухай, прочитай та скажи.

My dad and my Uncle Willy are brothers. My Uncle Willy has a wife.  
Her name is Mary. She's my aunt, too.

Uncle Willy and Aunt Mary have a son. His name is Jim .

Jim is my cousin, too.



**3. Read the questions and answer them. Then ask your friend.** Прочитай запитання та дай на них відповіді. Запитай друга (подругу).

Do you have a brother?

— Yes, I do. / No, I don't.

What is his name?

Do you have a cousin?

What is his name?



**Lesson 5**

**Baby brother, baby sister!**



**1. Look at the picture. Listen and repeat.** Подивися на малюнок. Послухай та повтори.



— And this is my baby brother! His name is Ted. He is small. He is happy!



**2. Read the questions and answer. Use the patterns in the boxes.** Прочитай запитання та дай відповіді на них. Скористайся зразками в рамках.



Does he have a ...?

Is he ...?

Yes, he does.

No, he doesn't.

Yes, he is.

No, he isn't.

- Does Anton have a baby sister?
- Does Anton have a baby brother?
- Is Ted big?
- Is Ted small?
- Is he happy?



**3. Read. Then ask your friend.** Прочитай. Запитай друга (подругу).

- Do you have a sister?
- Do you have a brother?
- Do you have a baby sister?
- Do you have a baby brother?
- What's his / her name?






**Lesson 6**

**Eleven and twelve**



**1. Look, count and say.** Подивися, полічи та скажи.



How many red fish are there? How many orange fish are there?



**2. Look and count. Read and say.** Подивися й полічи. Прочитай та скажи.



eleven strawberries



twelve cherries



**3. Read and chant!** Прочитай та повтори чант!



One, two, three, four, five, six, seven,  
eight, nine, ten and eleven.  
Eleven books are on the shelf,  
plus one more — and we have twelve!

**Lesson 7**

**Thirteen and fourteen**



**1. Look, listen, read and say.** Подивися, послухай, прочитай та скажи.



— My cousin Joy is 13 years old. My cousin Jim is 14 years old. I'm 7 years old. And how old are you?



**2. Look at the picture. Read the questions and answer.** Подивися на малюнок. Прочитай запитання та дай на них відповіді.



How many seats are there in the row? What numbers are on the tickets?



**3. Look at the picture and count the birds. Listen and chant!** Подивися на малюнок і полічи пташок. Послухай та повтори чант!



One, two, three, four, five, six, seven,  
eight, nine, ten, eleven,  
twelve, thirteen, fourteen birds.  
Count the numbers, speak the words.





**Lesson 8**

**Fifteen and sixteen**



**1. Look, listen and repeat.** Подивися, послухай та повтори.



- How much is the sandwich?
- 15 hryvnias.
- How much is the hamburger?
- 16 hryvnias.
- Hmm... Two sandwiches, please!



**2. Read and say.** Прочитай та скажи.



Thirteen, fourteen,  
fifteen, sixteen.

**13 14 15 16**



**3. Look at the photos. How much is it? Say. Read the dialogue. Play a "Café" game and make an order!** Подивися на фото. Скільки це коштує? Скажи. Прочитай діалог. Пограй у гру «Кафе» та зроби замовлення!



- One muffin for me, please. How much is it?
- Thirteen hryvnias.
- Here you are.
- Thanks!
- Enjoy your meal.
- Thank you!
- You're welcome!



**Lesson 9**

**Seventeen, eighteen**



**1. Look at the picture, listen and repeat.** Подивися на малюнок, послухай та повтори.



- Hi, Ann!
- Hi, Anton!
- How do I get to school?
- Take bus number 17 or 18.
- Oh, thank you!
- You're welcome!



**2. Read and say.** Прочитай та скажи.

Fifteen, sixteen, seventeen, eighteen.



**3. Listen and point to the correct number.** Послухай та вкажи на вірне число.

16 13 17 14 15 18



**4. Read. Then talk to your friend. Ask the way and give an answer.** Прочитай. Поговори з другом (подругою). Запитай та дай відповідь.



- How do I get to school / to the park?
- Take bus number ... or ...
- Thank you!
- You're welcome!





## Lesson 10

## Nineteen and twenty



**1. Look, listen, read and count.** Подивися, послухай, прочитай та полічи.



There are twenty children in our class — ten girls and ten boys. Can you count them?



**2. Listen, read and say.** Послухай, прочитай та скажи.

One, two, three, four, five, six, seven, eight, nine, ten, eleven, twelve, thirteen, fourteen, fifteen, sixteen, seventeen, eighteen, nineteen, twenty.

**3. Count and say. How many leaves are there?** Полічи та скажи. Скільки тут листочків?



**Lesson 11**

**Spring, summer, autumn, winter**



**1. Look, listen, repeat and read.** Подивися, послухай, повтори та прочитай.



spring



summer



autumn



winter



**2. Read the questions and answer them.** Прочитай запитання та дай на них відповіді.



What do you see in spring? — In spring I see ... .

What do you see in summer?

What do you see in autumn?

What do you see in winter?

What do you do in spring? — In spring I ... .

What do you do in summer?

What do you do in autumn?

What do you do in winter?





**Lesson 12**

**In spring**



**1. Look, listen, repeat and read.** Подивися, послухай, повтори та прочитай.



- What do you usually do in spring, Anton?
- In spring I usually ride a bike or fly a kite! And you?
- Me too!



**2. Look, read and say.** Подивися, прочитай та скажи.




ride a bike



fly a kite



swing on the swings



jump in the puddle



**3. Read the question and answer. Then ask your friend.** Прочитай запитання та дай на нього відповідь. Запитай друга (подругу).

What do you usually do in spring?  
— In spring I usually ... .



**Lesson 13**

**In summer**

1. Look, listen, repeat and read. Подивися, послухай, повтори та прочитай.



— What do you usually do in summer?  
 — Oh, in summer we usually play tag and build a sandcastle. And you?  
 — I usually swim in the lake!

2. Look, read and say. Подивися, прочитай та скажи.



play tag

swim in the lake

build a sandcastle

go hiking

3. Read the questions and answer them. Then ask your friend. Прочитай запитання та дай на них відповіді. Запитай друга (подругу).



— What do you usually do in summer?  
 — In summer we usually ... . And you?  
 — I usually ... .  
 — What do Stella and Nelly usually do in summer?  
 — In summer they usually ... and ... .






**Lesson 14**

**In autumn**



**1. Look at the picture, listen, repeat and read.** Подивися на малюнок, послухай, повтори та прочитай.




- What do you usually do in autumn, Sofiia?
- In autumn I usually pick apples and collect leaves. And you?
- Oh, I plant bulbs for the spring!



**2. Read and say.** Прочитай та скажи.



collect leaves



plant bulbs



pick apples



make a bird feeder



**3. Read the questions and answer them. Then ask your friend.** Прочитай запитання та дай на них відповіді. Запитай друга (подругу).

What does Sofiia usually do in autumn? — In autumn she usually ... and ... .

What does Max usually do in autumn? — In autumn he usually ... .

What do you usually do in autumn? — In autumn I usually ... .

**Lesson 15**

**In winter**



**1. Look, listen, repeat and read.** Подивися, послухай, повтори та прочитай.



In winter my parents usually go skiing. And my grandparents usually go skating in winter.



**2. Read and say.** Прочитай та скажи.



go skiing



go sledding



go skating



play hockey



**3. Read the questions and answer them. Then ask your friend.** Прочитай запитання та дай на них відповіді. Запитай друга (подругу).



What do your parents usually do in winter?

— In winter my parents usually ... .

What do your grandparents usually do in winter?

— In winter my grandparents usually ... .

What do you usually do in winter?

— In winter I usually ... .






**Lesson 16**

**I like winter!**



**1. Look, listen and repeat.** Подивися, послухай та повтори.



I like winter! I like snow! I like snowflakes! I like frost! I like icicles!




**2. What winter signs do you see on the picture? Read and say.** Які ознаки зими ти бачиш на малюнку? Прочитай та скажи.



snow




ice



a snowflake



an icicle



frost



a snowdrift



**3. Read about Sofiia. Tell your friend about her. Ask your friend about Sofiia. Use the patterns in the boxes.** Прочитай про Софію. Розкажи



другові (подрузі) про неї. Запитай друга (подругу) про Софію. Скористайся зразками в рамках.

Yes, she does.

Does she like ...?

No, she doesn't.

Sofiia likes winter. She likes snow. She likes snowflakes. Does she like icicles? Does she like frost? Does she like snowdrifts?



**Lesson 17**

**He has a snowboard!**



1. Look, listen and repeat. Подивися, послухай та повтори.



Danylo has a snowboard. Anton has snowblades. Stella and Nelly have a sledge. They have ski suits on.



2. Read and say. Прочитай та скажи.



a snowboard



a sledge



ice skates



snowblades



skis



a ski suit



3. Read the questions and answer them. Then ask your friend. Use the patterns in the boxes. Прочитай запитання та дай на них відповіді. Запитай друга (подругу). Скористайся зразками в рамках.



Does he have...?

Do they have...?

Yes, he does.

No, he doesn't.

Yes, they do.

No, they don't.

Does Anton have a sledge? Does Danylo have snowblades?  
Do Stella and Nelly have a snowboard?



**Lesson 18**

**Winter activities**



**1. Look, listen and repeat.** Подивися, послухай та повтори.



Every winter we play winter games! Sofiia and Max build a snowman. Ann and Danylo build a snow fort. Anton, Stella and Nelly have a snowball fight! It's fun!



**2. Read and say.** Прочитай та скажи.



a snowman



a bucket



a snowball



a snow fort



have a snowball fight



It's fun!



**3. Listen, then read. Sing a song!** Послухай, потім прочитай. Заспівай пісню!



In winter, in winter  
we can build a snowman.  
In winter, in winter  
we can build a snow fort.

We have a snowball fight!  
It's fun, fun, fun!  
We have a snowball fight!  
It's fun, fun, fun!

**Lesson 19**

**Revision**



1. Look at the picture. Listen to the text and fill the gaps. Use the words in the boxes below. Подивися на малюнок. Послухай текст і додай слова, яких не вистачає. Скористайся словами в рамках.



These are my ... . Those are my ... . This is my ... . That is my ... .

parents, grandparents

aunt, uncle, cousin, baby brother



2. Look at the picture. Count and say. Подивися на малюнок. Полічи та скажи. How many bricks are there? — There are ... bricks.



3. Look at the menu. How much is it? Say. Подивися на меню. Скільки це коштує? Скажи.





**4. Look at the pictures. Read the questions and answer them. Use the words in the boxes below.** Подивися на малюнки. Прочитай запитання та дай на них відповіді. Скористайся словами в рамках.



**Spring:**  
ride a bike, fly a kite, swing on the swings, jump in the puddle(s)

**Summer:**  
play tag, swim in the lake, build a sandcastle, go hiking

**Autumn:**  
collect leaves, pick apples, plant bulbs, make a bird feeder

**Winter:**  
go skiing, go skating, go sledding, play hockey

What do you usually do in spring? — In spring I usually ... .  
 What do you usually do in summer? — In summer I usually ... .  
 What do you usually do in autumn? — In autumn I usually ... .  
 What do you usually do in winter? — In winter I usually ... .



**5. Draw and write. Make a drawing about winter and label all the objects with the words in English. Use the dictionary.** Намалюй та напиши. Створи малюнок про зиму та підпиши всі об'єкти англійською мовою. Використовуй словник.



## Lesson 1

## St. Nicholas' Day in Ukraine

1. Look, listen and repeat. Подивися, послухай та повтори.




St. Nicholas

In winter children write letters to St. Nicholas. He brings them presents. The presents are under the pillow.

2. Look, read and say. Подивися, прочитай та скажи.



a present



a pillow



a letter



children

3. Look and read. Make a letter for St. Nicholas! Подивись і прочитай.  
Напиши листа Святому Миколаю!

Dear St. Nicholas!  
Please bring me a present. Put it  
under the pillow. I like ... (blocks, books,  
dolls, pets...)  
Thank you!





**Lesson 2**

**Santa Claus**



**1. Look, listen and repeat.** Подивися, послухай та повтори.



Santa Claus

Listen to the bells! This is Santa Claus. He comes in a sleigh. He has eight reindeer. He brings presents for the children. He puts them into the stockings.



**2. Look, read and say.** Подивися, прочитай та скажи.



a sleigh



bells



a stocking



a reindeer



**3. Listen and read. Then sing!** Послухай та прочитай. Потім заспівай!



Jingle bells,  
jingle bells,  
jingle all the way.  
Oh, what fun  
it is to ride  
in a one-horse open sleigh!



**Lesson 3**

**Merry Christmas!**



1. Look, listen and repeat. Подивися, послухай та повтори.



In winter we usually decorate the Christmas tree. Ann has a star. Stella and Nelly have Christmas decorations. Danylo has a gingerbread man. Anton and Max have Christmas lights. Sofiia has an angel. Merry Christmas and Happy New Year!



2. Read and say. Прочитай та скажи.



a Christmas tree



a star



Christmas decorations



a gingerbread man



Christmas lights

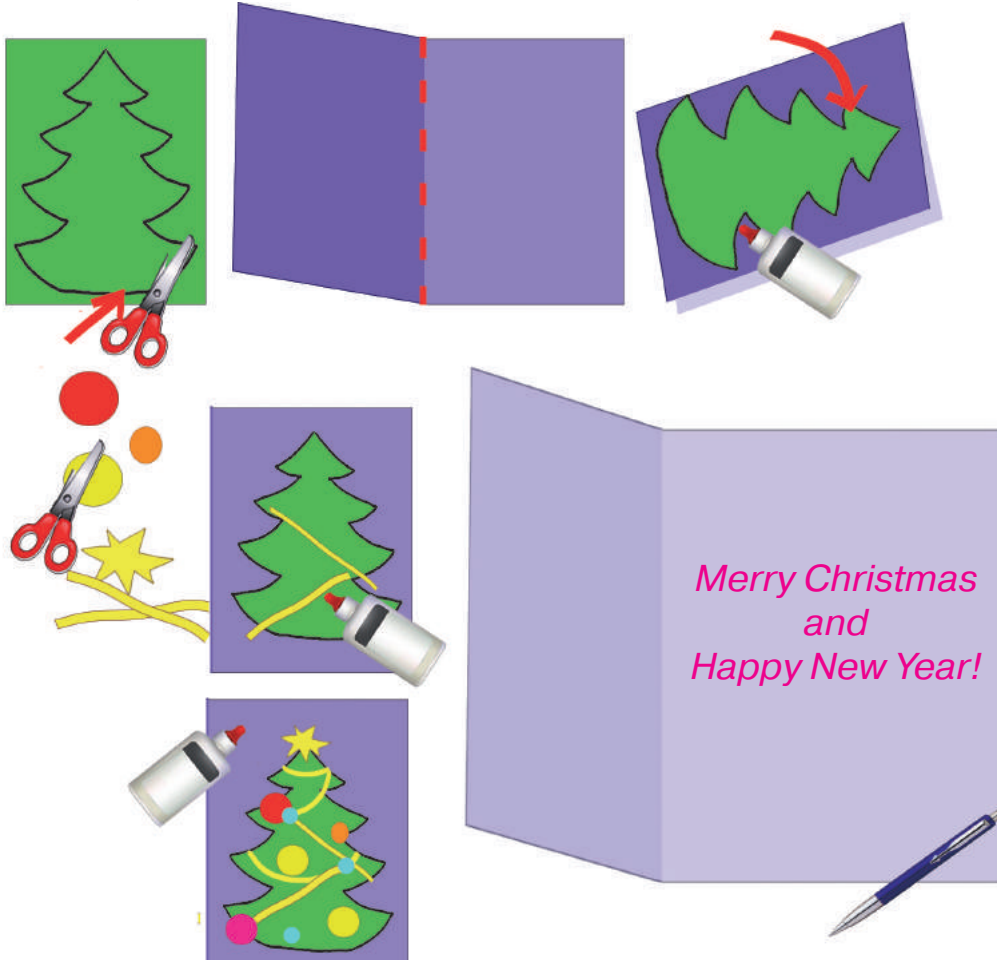


an angel





**3. Draw and write. Make a Christmas card!** Намалюй та напиши. Створи Різдвяну листівку!



**4. Listen and read. Sing a song!** Послухай та прочитай. Заспівай пісню!



I'm a little star,  
hanging on a tree,  
see the little children  
dance around me.  
Tra-la-la!

I'm a pretty angel,  
hanging on a tree,  
see the little children  
dance around me.  
Tra-la-la!

I'm a candy stick,  
hanging on a tree,  
see the little children  
dance around me.  
Tra-la-la!

I'm a bright light,  
hanging on a tree,  
see the little children  
dance around me.  
Tra-la-la!





**Lesson 4**

**Winter vacations in Canada**



**1. Look, listen and repeat.** Подивися, послухай та повтори.



These are my grandparents — Nora and Edward. They live in Canada. Every winter we visit them. We have our winter vacations in Canada. Where do your grandparents live?



**2. Read the new words. Look for their meaning in the glossary.**

**Remember!** Прочитай нові слова. Знайди їх значення в словнику. Запам'ятай!



live	winter vacations
visit	Where?
vacations	When?



**3. Read the questions and answer them. Then ask your friend.** Прочитай запитання та дай на них відповіді. Запитай друга (подругу).



Where do your grandparents live?

— My grandparents live in ... .

What are their names?

— Their names are ... and ... .

Do you visit them?

— Yes, I ... . Yes, we ... .

When do you visit them?

— I visit them every ... .

We visit them every ... .





## Lesson 5

## Winter activities in Canada



1 **Look, listen and repeat.** Подивися, послухай та повтори.



In Canada we have a lot of snow in winter. We go snow tubing. We go ice fishing. We go dog sledding. I love my grandparents!



2. **Read and remember.** Прочитай та запам'ятай.



go snow tubing



go ice fishing



go dog sledding



3. **Read the questions and answer them. Then ask your friend.** Прочитай запитання та дай на них відповіді. Запитай друга (подругу).



Do you go snow tubing in winter? — Yes, I do. / No, I don't.

Do you go ice fishing in winter? — Yes, I do. / No, I don't.

Do you go dog sledding in winter? — Yes, I do. / No, I don't.

Does Anton go snow tubing in winter? — Yes, he does. / No, he doesn't.

Does Anton go ice fishing in winter? — Yes, he does. / No, he doesn't.

Does Anton go dog sledding in winter? — Yes, he does. / No, he doesn't.

**Lesson 6**

**Family trip to Jasper Park**



**1. Look, listen and repeat.** Подивися, послухай та повтори.



In Canada we usually take a family van. We go to Jasper Park. We love wild animals. We take photos of them.



**2. Read and remember.** Прочитай та запам'ятай.



a family van



a moose



take photos



Jasper Park



**3. Look at the boxes and at the pictures. Think and say.** Подивися на рамки та на фото. Подумай та скажи.



Feed the pets!

Don't feed the wild animals!



Feed the ... !  
Don't feed the ...!

guinea pig, rabbit, hamster, bear, moose, fox





**Lesson 7**

**New Year's Eve in Canada**



**1. Look, listen and repeat.** Подивися, послухай та повтори.



We celebrate New Year's Eve in Canada. We go outside. We watch fireworks. We listen to the band. We sing and dance. We hug and kiss. Happy New Year!



**2. Read and say. Remember!** Прочитай та скажи. Запам'ятай!



New Year's Eve



fireworks



hug and kiss



**3. Read the words. Look at the phrases and words in the boxes. Say!**

Прочитай слова. Подивися на фрази та слова в рамках. Скажи!



Let us go! = Let's go!

Let's ...

Go ice fishing, go outside, go snow tubing, watch fireworks, go ice skating, go dog sledding, go skiing.

**Lesson 8**

**Winter clothes**



**1. Look, listen and repeat.** Подивися, послухай та повтори.



In winter we wear our winter clothes: a bobble hat, a scarf, mittens and a winter jacket. My mum wears earmuffs. And my baby brother wears a snowsuit!



**2. Read and say. Remember.** Прочитай та скажи. Запам'ятай.



a bobble hat   a scarf   mittens   a jacket   earmuffs   a snowsuit



**3. Read the questions and answer them. Then ask your friend.** Прочитай запитання та дай на них відповіді. Запитай друга (подругу).

What do you usually wear in winter? — In winter I usually wear ... .

What does your mum usually wear in winter? — In winter my mum usually wears ... .

What does your baby brother or baby sister usually wear in winter? — In winter my baby brother / baby sister usually wears ... .





**Lesson 9**

**Wear overalls! Don't wear jeans!**



**1. Look, listen and repeat.** Подивися, послухай та повтори.



Let's go outside, Anton! Please don't wear jeans — put on your overalls. And put on your boots. Put on your hoodie, jacket and gloves. There is a lot of snow outside.



**2. Read and say. Remember!** Прочитай та скажи. Запам'ятай!



overalls



boots



a hoodie



gloves



**3. Read the words. Look at the boxes. Say!** Прочитай слова. Подивися на рамки. Скажи!



Please wear (a) ... — Don't wear (a) ... !

overalls, mittens, bobble hat, gloves, jeans, earmuffs

Please wear (a) ... . Don't wear (a) ... .

**Lesson 10**

**A Bigfoot**



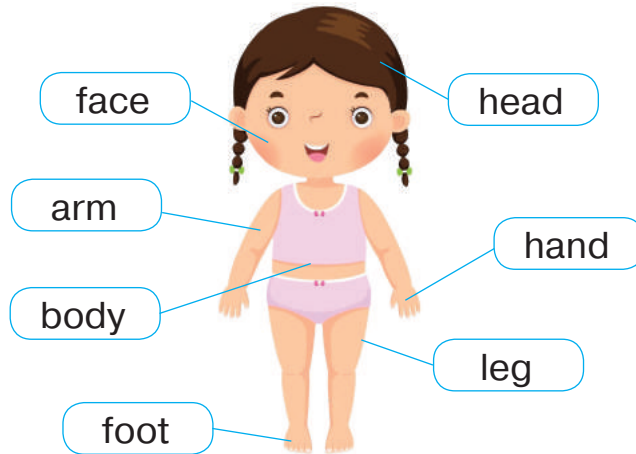
**1. Look, listen and repeat.** Подивися, послухай та повтори.



— Hi, Grandpa! Let's draw a Bigfoot!  
 — A Bigfoot? Ok! A head... A body... Arms... Hands... Legs... Two big feet... and a face! Here you are!  
 — Oh, thank you! He's really big!



**2. Read and say. Remember!** Прочитай та скажи. Запам'ятай!



**3. Listen and read. Then sing!** Послухай та прочитай. Потім заспівай!

One arm — two arms.	Raise your arm,	Show your hand,
One hand — two hands.	swing your arms.	clap your hands.
One leg — two legs.	Shake your leg,	Wiggle your foot,
One foot — two feet.	tap your legs.	stamp your feet!





## Lesson 11 A face



1. Look, listen and repeat. Подивися, послухай та повтори.



— Dear Grandma! Can you help me draw a face please?


— Oh, yes! Let's draw it! These are two eyes, one nose, one mouth, two ears... A head and hair... And — here you are! A face!

— Oh, thank you, Grandma!

— You're welcome, Anton!



2. Read and say. Remember! Прочитай та скажи. Запам'ятай!



3. Listen and read. Chant! Послухай та прочитай. Повтори чант!



One eye — two eyes  
One ear — two ears

Touch one ear — touch two ears.  
Close one eye — close two eyes.  
Touch your nose, touch your mouth,  
shake your head and smile!





**Lesson 12**

**A gingerbread man**




**1. Look, listen and repeat.** Подивися, послухай та повтори.



Let's make some dough. Let's bake a gingerbread man.  
 This is his body, this is his head.  
 These are his arms and his legs.  
 This is his face: eyes, ears, a mouth and a nose.  
 And this is his candy cane.



**2. Read and say. Remember!** Прочитай та скажи. Запам'ятай!



dough



bake



a gingerbread man



a candy cane



**3. Make a gingerbread man and decorate him!** Name his body parts.

Зроби імбирного чоловічка та прикрась його! Назви його частини тіла.





**Lesson 13**

**Body parts and clothes**



**1. Look, listen and repeat.** Подивися, послухай та повтори.




It's winter! I wear my mittens, my scarf, my bobble hat, my sweater, my trousers, my boots. Let's go outside!

**2. Read and say. Remember!** Прочитай та скажи. Запам'ятай!



a neck

shoulders



a back



trousers



**3. Listen to the song and play a game. Sing!** Послухай пісню та пограй у гру. Заспівай!

Wear your hat  
on your head.  
Wear your mittens  
on your hands.  
Wear your sweater  
on your body.  
Wear your trousers  
on your legs.

Wear your coat  
on your back.  
Wear your scarf  
on your neck.  
Wear your boots  
on your feet.  
Clap your hands  
and repeat.




**Lesson 14**

**What time is it?**



**1. Look, listen and repeat.** Подивися, послухай та повтори.

- Anton, what time is it?
- I don't know...
- Look at the clock tower! Look at the clock!
- Eeeeehm ... One?
- Let's look at my watch...
- Yes, it's one o'clock.
- Time for lunch!



**2. Read and say. Remember!** Прочитай та скажи. Запам'ятай!




What time is it?



It's one o'clock



It's two o'clock.



It's three o'clock.



**3. Look at the pictures and say what time it is.** Подивися на фото та скажи, котра година.



Big Ben, London, the UK



Allen-Bradley Clock Tower, the USA



Kyiv Railway Station, Ukraine






**Lesson 15**

**The train comes at three o'clock!**



**1. Look, listen and repeat.** Подивися, послухай та повтори.



- Anton! What time does our train come?
- At three o'clock!
- And what time is it?
- It's three o'clock.
- Good!

Look, this is our train. Let's go!



**2. Read and say. Remember!** Прочитай та скажи. Запам'ятай!



a train



a railway (train) station



a suitcase



a backpack



**3. Read the questions and answer them. Then ask your friend.** Прочитай запитання та дай на них відповіді. Запитай друга (подругу).



What time does the train come?  
— At two o'clock.



What time does the ... come?  
— At ... .



What time does the ... come?  
— At ... .



**Lesson 16**

**In the morning, in the evening**



**1. Look, listen and repeat.** Подивися, послухай та повтори.



morning



afternoon



evening



night

This is morning. This is afternoon. This is evening. This is night.



**2. Read and say. Remember!** Прочитай та скажи. Запам'ятай!



What?  
morning  
afternoon  
evening  
night



When?  
in the morning  
in the afternoon  
in the evening  
at night




**3. Look, fill the gaps and say.** Подивися, заповни пропуски та скажи.



He goes jogging in the ... .



She takes photos in the ... .



She reads a book in the ... .



He sleeps at ... .

