

ВИДАВНИЦТВО
РАНОК



Інтернет-
підтримка

НОВА
УКРАЇНСЬКА
ШКОЛА

Оксана Павліченко



АНГЛІЙСЬКА МОВА

ENGLISH

РОБОЧИЙ ЗОШИТ





Start Up!



До підручника

3
КЛАС

УДК 811.111:37.016(076.5)
П12



ВІДЕОУРОКИ
Віртуальна школа
РАНОК

Павліченко О. М.

П12 Англійська мова. 3 клас : робочий зошит (до підруч. «Англійська мова. 3 клас. *Start Up!*») / О. М. Павліченко. — Харків : Вид-во «Ранок», 2020. — 96 с. : іл.

ISBN 978-617-09-6617-9

Зошит містить різноманітні цікаві завдання і призначений для більш детального опрацювання учнями матеріалу підручника на уроках і вдома. Головною метою видання є розвиток таких комунікативних умінь, як усне й писемне продукування, усна взаємодія, завдяки яким діти зможуть здійснювати іншомовне спілкування на елементарному рівні.

Для учнів 3-х класів закладів загальної середньої освіти і вчителів англійської мови.

УДК 811.111:37.016(076.5)

Навчальне видання
ПАВЛІЧЕНКО Оксана Михайлівна

И693038УА. Підписано до друку 30.08.2020.
Формат 84×108/16. Папір офсетний.
Гарнітура Міріад. Друк офсетний.
Ум. друк. арк. 10,08

АНГЛІЙСЬКА МОВА
3 клас
Робочий зошит
(до підручника
«Англійська мова. 3 клас. *Start Up!*»)

ТОВ Видавництво «Ранок»,
вул. Кібальчича, 27, к. 135, Харків, 61071.
Свідоцтво суб'єкта видавничої справи
ДК № 5215 від 22.09.2016.
Для листів: вул. Космічна, 21а, Харків, 61145.

Редактор *О. Ю. Щербак*
Технічний редактор *С. Я. Захарченко*
Коректор *О. Є. Шишацький*

E-mail: office@ranok.com.ua
Тел. (057) 719-48-65,
тел./факс (057) 719-58-67.

Регіональні представництва
видавництва «Ранок»:

Київ – тел. (044) 229-84-01,
e-mail: office.kyiv@ranok.com.ua,
Львів – тел. (067) 269-00-61,
e-mail: office.lviv@ranok.com.ua.

З питань придбання продукції
видавництва «Ранок» звертатися за тел.:
у Харкові – (057) 727-70-80;
Києві – (067) 449-39-65, (093) 177-05-04;
Вінниці – (067) 534-51-62;
Дніпрі – (056) 785-01-74, (067) 635-19-85;

Житомирі – (067) 122-63-60;
Львові – (032) 244-14-36, (067) 340-36-60;
Миколаєві та Одесі – (067) 551-10-79;
Черкасах – (0472) 51-22-51;
Чернігові – (067) 440-88-93.
E-mail: commerce@ranok.com.ua.

«Книга поштою»: вул. Котельниківська, 5, Харків, 61051.

Тел. (057) 727-70-90, (067) 546-53-73.

E-mail: pochta@ranok.com.ua

www.ranok.com.ua



Разом дбаємо
про екологію та здоров'я

ISBN 978-617-09-6617-9

© О. М. Павліченко, 2020
© А. К. Перескокова, ілюстрації, 2020
© ТОВ Видавництво «Ранок», 2020

CONTENTS

UNIT 1. WE ARE AT SCHOOL AGAIN

Lesson 1. Glad to See You Again!.....	1
Lesson 2. My Schoolbag.....	2
Lessons 3—4. Super Classroom.....	3
Lessons 5—6. Subjects That We Learn.....	5
Lesson 7. What's Your Favourite School Subject?..	7
Lesson 8. Our Timetable.....	8
Lesson 9. Story Time.....	9
Lesson 10. We Are Creative.....	10
Lessons 11—12. Revision.....	11

UNIT 2. I LOVE MY FAMILY AND FRIENDS!

Lessons 1—2. Where Are You from?.....	13
Lessons 3—4. What Is Your Address?.....	15
Lesson 5. Let's Record a Video!.....	17
Lesson 6. I Can Count Very Well!.....	18
Lessons 7—8. Help about the House.....	19
Lesson 9. Story Time.....	21
Lesson 10. We Are Creative.....	22
Lessons 11—12. Revision.....	23

UNIT 3. WORLD OF PROFESSIONS

Lesson 1. Who Has Got a Big Nose?.....	25
Lessons 2—3. I Like My Robot!.....	26
Lesson 4. People of Many Professions.....	28
Lessons 5—6. I Want to Be an Engineer!.....	29
Lesson 7. Whose Computer Is This?.....	31
Lesson 8. What Do You Want to Be?.....	32
Lesson 9. Story Time.....	33
Lesson 10. We Are Creative.....	34
Lessons 11—12. Revision.....	35

UNIT 4. HAPPY HOLIDAYS!

Lesson 1. Calendar.....	37
Lesson 2. When Is Your Birthday?.....	38
Lesson 3. Come to My Birthday Party!.....	39
Lesson 4. St. Nicholas Day.....	40
Lesson 5. Merry Christmas!.....	41
Lessons 6—7. Easter in Ukraine.....	42
Lesson 8. Halloween.....	44
Lesson 9. Story Time.....	45
Lesson 10. We Are Creative.....	46
Lessons 11—12. Revision.....	47

UNIT 5. HOME, SWEET HOME

Lesson 1. My New House.....	49
Lesson 2. Let's Have a Cup of Tea!.....	50

Lessons 3—4. My Bedroom.....	51
Lessons 5—6. My Flat.....	53
Lesson 7. What Is There in the Living Room?....	55
Lesson 8. At Home.....	56
Lesson 9. Story Time.....	57
Lesson 10. We Are Creative.....	58
Lessons 11—12. Revision.....	59

UNIT 6. OUR MAGIC PLANET

Lesson 1. Where Is England?.....	61
Lessons 2—3. Let's Go Hiking!.....	62
Lesson 4. It Was a Wonderful Day!.....	64
Lesson 5. It Wasn't Sunny Yesterday.....	65
Lesson 6. What Is the Weather like Today?.....	66
Lesson 7. Put on a Sweater.....	67
Lesson 8. What Weather Do You Like?.....	68
Lesson 9. Story Time.....	69
Lesson 10. We Are Creative.....	70
Lessons 11—12. Revision.....	71

UNIT 7. REST AND HOBBIES

Lesson 1. Winter Is Fun!.....	73
Lesson 2. Summer Rest.....	74
Lesson 3. What We Did in Summer.....	75
Lesson 4. Our Hobbies.....	76
Lesson 5. My Favourite Book.....	77
Lesson 6. We Like Cartoons.....	78
Lessons 7—8. Are You Surprised?.....	79
Lesson 9. Story Time.....	81
Lesson 10. We Are Creative.....	82
Lessons 11—12. Revision.....	83

UNIT 8. FOOD

Lesson 1. Can You Help Me?.....	85
Lesson 2. Are There Any Vegetables?.....	86
Lessons 3—4. Does Your Mum Like It?.....	87
Lessons 5—6. Is It Healthy or Unhealthy Food?..	89
Lesson 7. How Much Fruit Do We Need?.....	91
Lesson 8. This Plate Is for You!.....	92
Lesson 9. Story Time.....	93
Lesson 10. We Are Creative.....	94
Lessons 11—12. Revision.....	95

Папір, на якому надрукована ця книга:



безпечний для здоров'я
та повністю
переробляється



з оптимальною білизною,
рекомендованою
офтальмологами



відбілювався
без хлору,
без діоксиду титану

Разом dbaemo про екологію та здоров'я

ВИДАВНИЦТВО
РАНОК

Lesson 1. GLAD TO SEE YOU AGAIN!

1) Read and tick (✓).

Hello, Rolly!

Hi, Polly!

I'm fine, thank you!

1)

I'm happy to see you again!

Have a nice evening!

I'm happy to see you, too!

2)

Bye, Mary!

How are you?

See you!

3)

2) Read and write. Use the phrases from the box.

See you! • ~~I'm glad to see you, too!~~ • Thanks, you too!

I'm glad to see you again!

Have a nice evening!

See you tomorrow!



I'm glad to see you, too!





3) Find, circle and write. Spell.

boygirlschoolteacher







boy



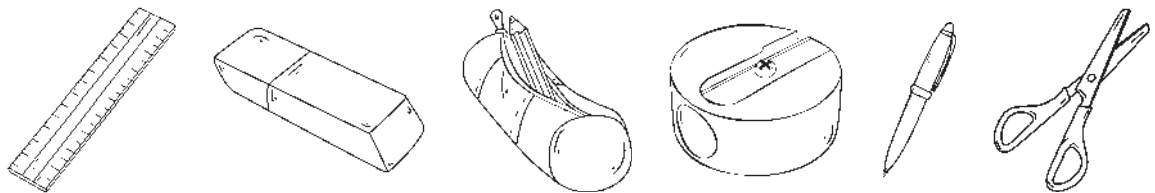
1) Write and stick.

r u l e r	cr o s s	r b o o k			
1	2	3	4	5	6
sc o o s	s a p e e	c o m b			

2) Look, ask and answer.

1)  X	2)  ✓	3)  X	4)  ✓
Have you got a pencil case?	Have you got a _____?	Have _____?	_____?
No, I haven't.	Yes, I _____.	_____.	_____.

3) Colour and write about your school things.



I have got a blue _____. I have got a _____.

_____.

_____.

_____.

Lessons 3—4. SUPER CLASSROOM

1) Find, circle and write.

chair window bookcase desk computer whiteboard



chair

2) Look and read. Write Yes or No.



- 1) There is one window in the classroom. No
- 2) There is a table for our teacher in the classroom. _____
- 3) There are four desks in the classroom. _____
- 4) There is a whiteboard in the classroom. _____
- 5) There are six chairs in the classroom. _____
- 6) There is one bookcase in the classroom. _____
- 7) There is a play area in the classroom. _____

3) Correct the wrong sentences from ex. 2.

- 1) There are two windows in the classroom.
- 2) _____
- 3) _____
- 4) _____

4) Find, circle and write.

h	r	b	o	k	c	a	s	e	
w	u	w	c	s	a	p	s	c	t
i	b	p	o	h	c	h	a	i	r
n	b	e	m	a	o	a	d	s	o
d	e	n	p	r	p	b	k	s	y
o	r	c	u	p	y	o	h	o	l
w	h	i	t	e	b	o	a	r	d
f	t	l	e	n	o	a	u	s	e
t	o	a	r	e	o	c	e	r	s
r	u	l	e	r	k	n	p	o	k

Classroom	School things
1) <u>Window</u>	7) _____
2) _____	8) _____
3) _____	9) _____
4) _____	10) _____
5) _____	11) _____
6) _____	12) _____

5) Circle the correct item.

- 1) There is / are one computer in the classroom.
- 2) There is / are ten desks in the classroom.
- 3) There is / are a play area in the classroom.
- 4) There is / are two bookcases in the classroom.

6) Write about your classroom.

This is my classroom. It is
There

My classroom is super!

Lessons 5—6. SUBJECTS THAT WE LEARN

1) Look and write. Use the words from the box.

Ukrainian • Science • Crafts • PE



PE



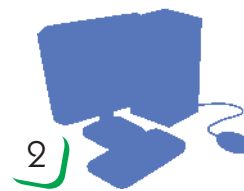
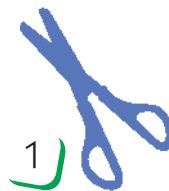
2) Look, guess and write.

1) What subject is it? —
It's Crafts.

2) What subject is it? —

3) What subject is it? —

4) What subject is it? —



3) Read and tick (✓).

1) We run and jump at
 a) IT b) PE c) Music



2) We learn new words at
 a) Maths b) Crafts c) English

3) We count at
 a) Maths b) Ukrainian c) Art

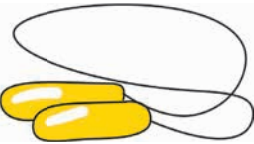



4) We use a computer at
 a) Maths b) IT c) Crafts

4) Find and cross the odd picture out. What is it? Write.

1)     Maths

2)    

3)    

4)    

5) Complete the sentences. Use the words from the box.

sing • read and write • make toys • paint • use a computer

- 1) We sing at our Music lessons. 2) We _____ at our Art lessons. 3) We _____ at our Ukrainian lessons. 4) Pupils _____ at our Craft lessons. 5) At our IT lessons we learn to _____.

6) What school subjects has Jack got at school today? Look and write.

Jack has got _____



Lesson 7. WHAT'S YOUR FAVOURITE SCHOOL SUBJECT?

1) What are their favourite school subjects? Read, guess and write.



I like learning about our world. My favourite subject is Science.



I like making toys. _____



I like counting. _____



I like reading and writing. _____

2) Write what they like or don't like doing.

	write	count	use a computer	paint
Den				
Vicky				
Ron and Molly				

Den doesn't like writing and painting. He likes counting and using a computer.

Vicky _____

Ron and Molly _____

3) What is your favourite school subject? Write.

My favourite school subject is _____. I like _____

Lesson 8. OUR TIMETABLE

1) Read and complete the timetable.

Monday	Tuesday	Wednesday	Thursday	Friday
Science		English		
Maths	Ukrainian	Maths	Science	Maths
Art	IT		Maths	Ukrainian
Ukrainian		PE		Crafts
	PE		English	

On Monday we've got Maths and the last lesson is Crafts. We've got Maths on Tuesday, too. It's the first lesson. And we've got English. On Wednesday our last lesson is Art. We've got Ukrainian, too. On Thursday our first lesson is Ukrainian. And we've got Music, too. The first lesson on Friday is IT, the last lesson is PE.

2) Complete the sentences. Use the timetable from ex. 1.



Mary: How many lessons have you got every day?

Vlad: We have five lessons.



Mary: What is your first lesson on Monday?

Vlad: Our first lesson is _____.

Mary: What lessons have you got on Tuesday?

Vlad: We have _____.

Mary: What is your last lesson on Thursday?

Vlad: It's _____.

3) Write your timetable.

Tuesday	Thursday	Friday

Lesson 9. STORY TIME

1) Cross the odd word out.

- 1) Pencil case, scissors, crayons, ~~computer~~, sharpener.
- 2) Bookcase, rubber, desk, whiteboard, chair.
- 3) Counting, Art, IT, English, Science.
- 4) Grey, crayons, orange, blue, pink.

2) Read, draw and colour.

Edit Mail Message


Message Edit Search Format Utilities Spell Checker Privacy V

Hello, Olenka!

I want to tell you about my classroom. It's big and nice. There are many desks and chairs in the classroom. The desks are blue and the chairs are yellow and grey. There are two big windows in the classroom. There is a whiteboard on the wall. There is an orange bookcase with books. There is a computer on the table of our teacher. I think our classroom is super!

Bye,
Jack

1:1 Insert English (American) Plain Text (MicroEd)



3) Answer the questions. Use the text from ex. 2.

- 1) How many windows are there in the classroom?

There are two windows in the classroom.

- 2) What colour are the desks and chairs?

- 3) Where is the whiteboard?

- 4) What colour is the bookcase?

Lesson 10. WE ARE CREATIVE

1) Read, guess and write. Use the words from the box.

- 1) You put your ruler, rubber, pens and pencils into it. pencil case.
- 2) You use it to draw. _____
- 3) At this lesson you count. _____
- 4) You have your books in it. _____

~~pencil case~~ • Maths •
pencil • bookcase

2) Match the questions with the answers.

- 1) How are you?
- 2) Have you got a rubber?
- 3) How many lessons have you got on Wednesday?
- 4) Is your classroom big?
- 5) What is your favourite school subject?

- a) Yes, it is.
- b) Five.
- c) Art because I like painting.
- d) I'm so-so.
- e) Yes, I have.

3) Match and write.

1) Helen
2) Max
3) Olha
4) Den

a) b) c) d)

- 1) Helen likes jumping and playing football. Her favourite lesson is PE.
- 2) Max likes _____
- 3) Olha likes _____
- 4) Den likes _____

1) Find, circle and write.

ruler whiteboard music copybook science crayons bookcase ukrainian chair

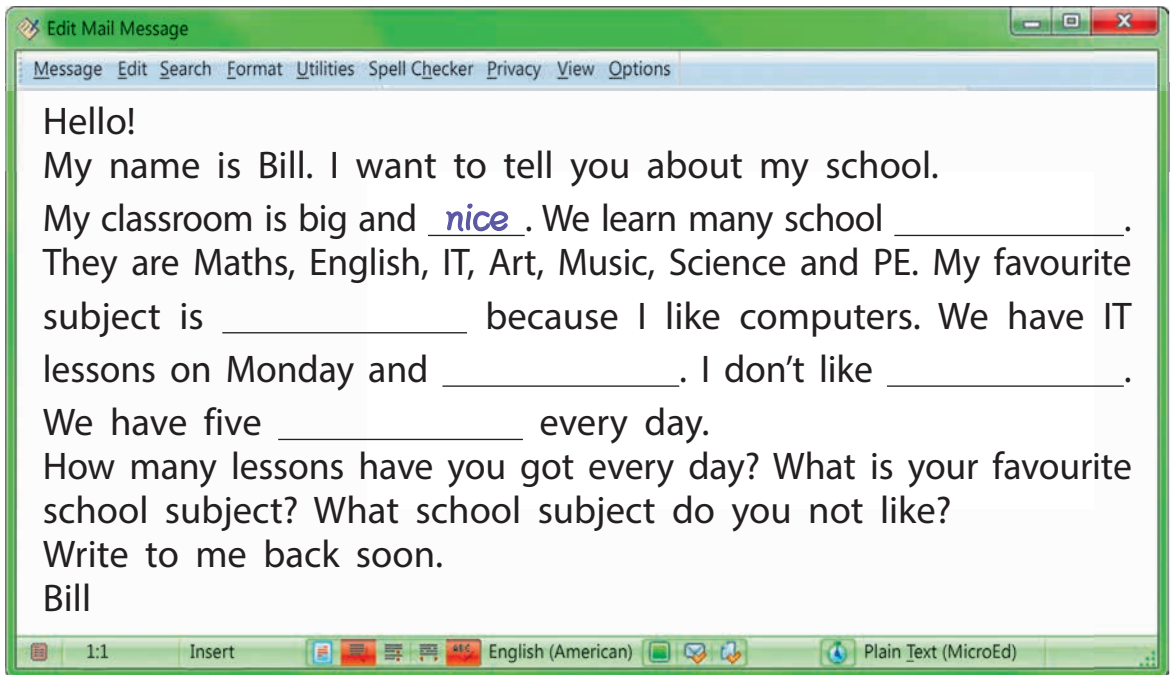
School things	ruler,
School subjects	Music,
Things in the classroom	

2) Match two parts of the sentences.

- | | |
|---------------------|---------------------------|
| 1) We have got five | a) on Tuesday and Friday. |
| 2) We have got Art | b) lessons every day. |
| 3) There is a play | c) area in my classroom. |

3) Complete the sentences. Use the words from the box.

IT • nice • lessons • Thursday • subjects • Music



4) Read the e-mail from ex. 3 and tick the correct box.

	Yes	No
1 Bill likes his classroom.	✓	
2 Bill likes IT lessons very much.		
3 Bill has got IT lessons three days a week.		
4 Bill likes Music.		
5 Bill has got five lessons every day.		

5) Answer the questions. Act out the dialogue.

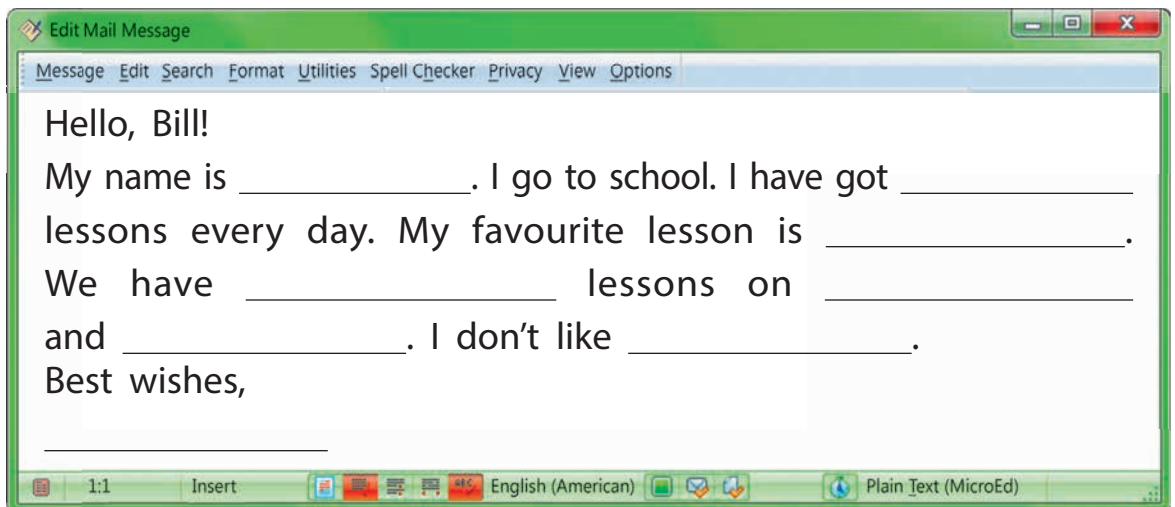
— How many lessons have you got every day?

— What is your favourite subject?

— Why do you like it?

— What subject do you not like?

6) Write an e-mail to Bill.



Lessons 1—2. WHERE ARE YOU FROM?

1) Match the words with the numbers.

17

8

13

19

4

15

nineteen

fifteen

four

seventeen

eight

thirteen

2) Answer the questions. Use words, not numbers.

1) How many letters are there in the word *language*? —

There are eight letters.

2) How many lessons have you got on Tuesday? —

3) How many copybooks are there in your schoolbag? —

4) How many desks are there in your classroom? —

5) How many pencils are there in your pencil case? —

3) Look and write.

1)



Daniel is from Spain.

Daniel, Spain

2)



Tom, Sue, Canada

3)



Monica, Italy

4)



Oksana, Ukraine

4) Complete the sentences. Use the words from the box.

learning • friends • live • ~~eight~~ • football • from



Hi! I'm Vlad. I'm eight. I'm _____ Ukraine. I _____ in Kyiv. I like _____ English. I like playing _____, too. I want to meet new _____ on this site.

5) Match the questions with the answers.


- 1) What's your name?
- 2) How old are you?
- 3) Where are you from?
- 4) Where do you live?
- 5) What is your hobby?



- a) I live in Sumy.
- b) My name is Danylo.
- c) I like riding a bike.
- d) I'm from Ukraine.
- e) I'm eleven.

6) Read and write.

This is Vlad's friend. He wants to record a video and find new friends on the Language Camp website. Help him to write a text for his video.



Name: Taras
Age: 9
Lives: Ukraine, Odesa
Hobby: computer games

Hi! My name is _____

Lessons 3—4. WHAT IS YOUR ADDRESS?

1) Look, match and write.

2) Look and write.

My name is Peter. My address is thirty, High Street.

My name is Dolly. My address is _____.

My name is Nick. My address is _____.

My name is Alice. My address is _____.

3) Draw the map of the area where your house is. Write your address.

My name is _____

_____.

My address is _____

_____.

_____.



4) Read and write.

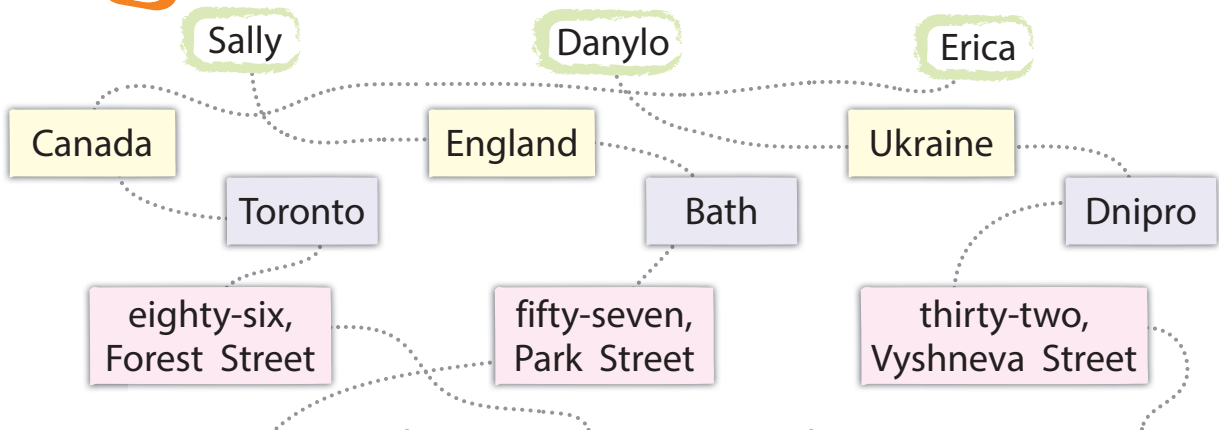
1) owɪ-ˈvɛnɪz, Miller Road, flat
ˈθɪr-ti-ˈfɔːr, Oxford

72 Miller Road,
flat 34, Oxford.

2) ˈfɪf-ti-ˈfɔːr, Rose Street, flat
ˈtwen-ti-ˈeɪt, Bristol

3) ˈfɔːr-ti-ˈnaɪ, Castle Street, flat
ˈsɪk-sɪ-ˈθri, Dover

5) Trace and write.



Name: Sally
Country: England
City: Bath
Address: 57 Park Street

Name: _____
Country: _____
City: _____
Address: _____

Name: _____
Country: _____
City: _____
Address: _____

6) Make up questions. Use ex. 5 to answer them.

- 1) **from/is/Where/Danylo?** ➡
Where is Danylo from? — He is from Ukraine.
- 2) **he/Where/live/does?** ➡ _____
- 3) **is/address/his/What?** ➡ _____

Lesson 5. LET'S RECORD A VIDEO!

1) Make up words. Complete the sentences.

Hi! I'm Olenka and this is my family (m,y,i,f,l,a). I live with my _____ (t,e,m,h,r,o) Olha and my _____ (a,h,r,f,e,t) Dmytro. My mother can _____ (o,k,o,c) very well and my father can _____ (d,i,r,e) a bike. I have got a _____ (f,g,n,a,e,t,r,d,r,a,h) Petro and a _____ (r,e,h,m,g,a,n,t,o,r,d) Halyna. I love my family!



2) Match three parts of the sentences. Tell about Olenka and her grandfather.

Petro	likes	63 years old.
He	loves	sing very well.
Petro and Olenka	is	reading.
Olenka	can	her granddad.

3) Make up sentences.

~~I~~ and very old. a granddad paint years
 can My is well. got in ~~Lviv.~~ I
 mum have My ~~live~~ dad twenty-nine a granny.

I live in Lviv.

Lesson 6. I CAN COUNT VERY WELL!

1) Count and write numbers and words.

1) $15 + 32 = 47$ (forty-seven)

2) $73 - 35 =$ _____

3) $42 + 54 =$ _____

4) $69 - 28 =$ _____

5) $31 + 33 =$ _____

6) $87 - 25 =$ _____

2) Look and complete the sentences.




Name: Julia
Age: 31
Can: drive a car
Likes: singing



This is my mother. Her name is Julia.
She is _____ years old. She can
_____. She likes _____.

3) Draw a picture of your mother or father and write about her/him.



Lessons 7—8. HELP ABOUT THE HOUSE

1) Match the words to the pictures.


wash vacuum water clean walk

the flat the dishes the plants the dog the carpet

2) Look, ask and answer.



Do you feed the cat every day? —
Yes, I do.

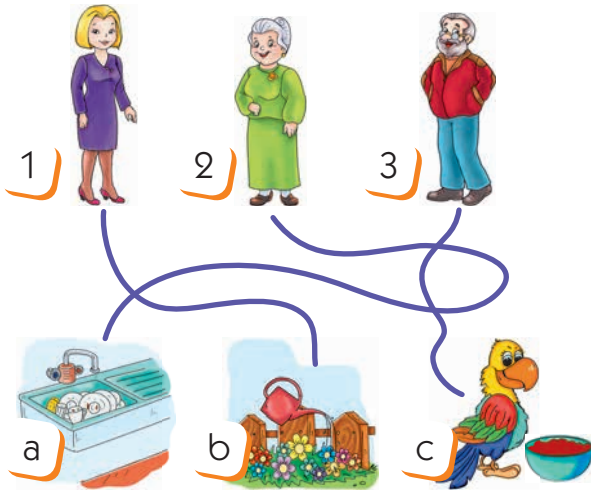


Do you always wash the dishes? — No, I don't.





3) Match and write.



1) Who always washes the dishes? —
Granny always washes the dishes.

2) Who always waters the plants? —

3) Who always feeds the parrot? —

4) Read and write sentences.



Hello! I'm Jack.
 This is what we do about the house.

1) I — walk the dog — always.

2) My granny — feeds the dog — always.

3) My grandpa — cleans the flat — on Fridays.

1) I always walk the dog.
 2) _____
 3) _____

5) What do you do about your house every day, always, on weekends, never? Write down 4 sentences.

1) Read and stick.

1	2	3
<p>Bill, look! What a nice dog!</p>	<p>Let's take this dog to Pavlo.</p>	<p>Don't run away any more, Fluffy!</p>

2) Read and write.



Roberto, 68, Italy

His name is Roberto.

He is sixty-eight.

He is from Italy.



Lora, 17, France



Dorota, 36, Poland



Paolo, 24, Spain

3) Circle and write the questions. Use ex. 2 to answer them.

1) **How old is Lora?** — *How old is Lora? — She is seventeen.*

2) **Where is Dorota from?** — _____

3) **Who is from Italy?** — _____

4) **How old is Paolo?** — _____

Lesson 10. WE ARE CREATIVE

1) Read and tick (✓).



Hi! I'm Brian. I'm nine. I'm from England. I live in Bristol. I can ride a bike very well. And I like playing football.



This is my dad. His name is Fred. He is thirty-four. He can play tennis very well. He likes listening to music, too.



This is my mum. Her name is Julia. She is thirty-one. She likes cooking. She can paint very well, too.

2) Complete the table. Use ex. 1.

	Name	Age	Can do very well	Like(s) doing
I				
Mother				
Father				

3) Complete the table about yourself and your family. Tell about them.

	Name	Age	Can do very well	Like(s) doing
I				

1) Write and stick.

1

2

3

4

w a t e r the f i l d v a c u u m a k the
p l a n t s the t r e e t the c a r p e t s g

2) Match and write.

3) Circle the correct answer.

- 1) Where are you from?
 a) I'm Tom. b) It's Green Street. c) I'm from England.
- 2) How old is your father?
 a) 25 Becket Street. b) He's thirty-five. c) He's fine.
- 3) What is your address?
 a) 71 New Road. b) Rome, Italy. c) She is from Spain.
- 4) What do you always do at the weekend?
 a) I can sing. b) I visit my aunt. c) He does his homework.

4) Answer the questions.

1) Who vacuums the carpets in your family? — _____

- 2) Who plays computer games in your family? — _____

- 3) Who cooks dinner in your family? — _____

- 4) Who cleans the flat in your family? — _____

5) Complete the sentences. Use the words from the box.

- Let's help our granny.
- Ok. I can water the plants.
- And I can wash the _____.
- Can you _____ the carpet?
- Yes, I can. And we can _____
the dog together.

vacuum
 walk
~~water~~
 dishes

6) Choose the correct words and write down the sentences.

	morning	afternoon	evening
1	go to school	<u>always/never</u>	<u>always/never</u>
2	do homework	<u>always/never</u>	<u>always/never</u>
3	clean the room	<u>always/never</u>	<u>always/never</u>
4	visit grandparents	<u>always/never</u>	<u>always/never</u>

- 1) I always go to school in the morning. I never go to school in the afternoon and in the evening.
- 2) _____

- 3) _____

- 4) _____

Lesson 1. WHO HAS GOT A BIG NOSE?

1) Find, circle and match.



m	e	y	e	d	m
h	r	g	k	a	o
o	s	l	b	o	u
a	h	a	i	r	t
n	o	s	e	g	h
i	a	s	t	a	o
m	t	e	e	t	h
o	h	s	e	a	r



2) Look and circle.




- 1) He has got big / small green eyes.
- 2) She has got short *straight* / curly hair.
- 3) He has got *small* / big ears.
- 4) She has got long *straight* / curly hair.
- 5) She has got straight *blonde* / blue hair.
- 6) She has got *big* / small ears.

3) Look, read and correct the sentences.

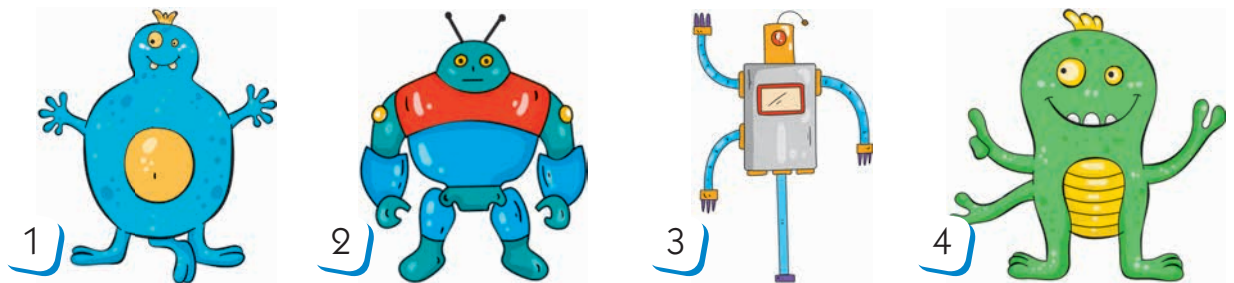


Look! This is Jackie. She is a clown. She has got short straight blue hair and big eyes. She has got small ears and a long red nose. She is very funny.

1) Make up words and write them down.





2) Read and circle the correct sentence.



- 1) a) I can see two legs.
 b) I can see three legs.
- 2) a) I can see one eye.
 b) I can see two eyes.

- 3) a) I can see three feet.
 b) I can see one foot.
- 4) a) I can see one tooth.
 b) I can see three teeth.

3) Read and tick (✓).



This is my robot. It has got one big head. It has got five eyes, a big mouth and four teeth. It has got three arms and six fingers. It has got four legs and four feet. What is its name?

4) Answer the questions.

1) How many eyes has Jet got?

It has got four eyes.

2) How many teeth has Met got?

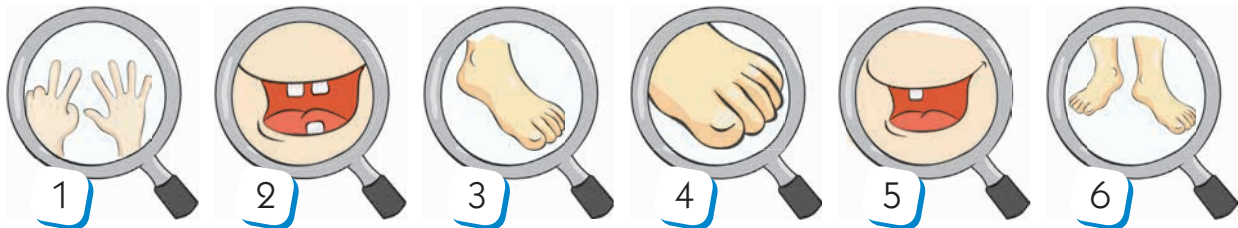
3) How many fingers has Jet got?

4) How many arms has Met got?

5) How many feet has Jet got?

6) How many teeth has Jet got?

5) Look and write.



1) *I can see seven fingers.*

4) _____

2) _____

5) _____

3) _____

6) _____

6) Write about Jet and Met.

Jet has got a big head. It has got

Met

1) Look and write.

m e c h a n i c d r v o t r

1) 2) 3) 4) 5) 6)

t a er p o r m e s h p st n

2) Read and match.

1) Vet	a) This person teaches children.
2) Teacher	b) This person flies a plane.
3) Shop assistant	c) This person drives a car or a bus.
4) Driver	d) This person helps sick people.
5) Doctor	e) This person helps animals.
6) Pilot	f) This person works in the shop.

3) Match and write.

Tom's mother bus driver programmer Elsa's father

pilot Nick's father Henry's mother teacher

vet Vicky's father Betty's mother shop assistant

Tom's mother is a teacher.

Lessons 5—6. I WANT TO BE AN ENGINEER!

1) Look and write. Use the words from the box.

journalist • engineer • artist • designer • mechanic • ~~cook~~

cook

1) _____
2) _____
3) _____
4) _____
5) _____
6) _____

2) Look and write.

1) _____
2) _____
3) _____
4) _____

- 1) He wants to be an artist. 3) _____

 2) _____ 4) _____

3) Read and tick (✓).

		Yes	No
1	A cook has got a farm and many animals.		✓
2	An engineer makes new machines and devices.		
3	A designer paints beautiful pictures.		
4	A mechanic helps to make new clothes.		
5	A journalist makes TV programmes.		

4 Read, guess and write. Use the words from the box.

journalist
 engineer
 designer
 mechanic
 farmer
 cook

- 1) This person makes TV programmes. Journalist
- 2) This person has got many animals. _____
- 3) This person fixes cars. _____
- 4) This person makes new clothes. _____
- 5) This person cooks food. _____
- 6) This person makes new devices. _____

5 Complete the sentences. Use the words from the box.

man
 woman
 child
 men
 women
 children



1

These men
 are programmers.



2

This _____
 is a doctor.



3

These _____
 are policewomen.



4

These _____
 want to be farmers.



5

This _____
 is a mechanic.



6

This _____
 wants to be an artist.

6 Draw and write about the professions of your parents and grandparents.

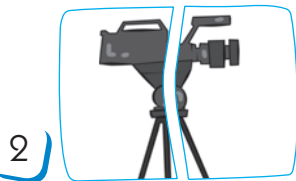
Lesson 7. WHOSE COMPUTER IS THIS?

1) Look and circle.



These are an artist's paints and brushes.

Yes / No



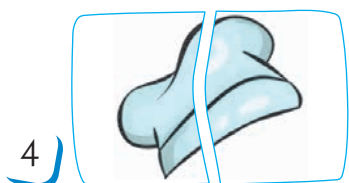
This is a journalist's camera.

Yes / No



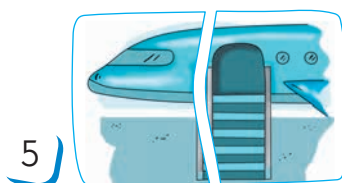
This is an engineer's book.

Yes / No




This is a doctor's hat.

Yes / No



This is a driver's plane.

Yes / No



This is a farmer's goat.

Yes / No

2) Look and write.



Pilot/hat



Cook/cake



Policewoman/radio



Farmer/fruit

1) This is a pilot's hat.

3) _____

2) _____

4) _____

3) Make up sentences.

1) **is/computer/it/Whose?** ➡ Whose computer is it?

2) **computer/a/programmer's/It's.** ➡ _____

3) **books/Whose/these/are?** ➡ _____

4) **teacher's/These/a/books/are.** ➡ _____

Lesson 8. WHAT DO YOU WANT TO BE?

1) Find, circle and write.

Driver, engineer, pedesigner, anmechanic, fshopassisant, partistrjournalist, doctor, policeman, kteacher

Driver,

2) Look, read and write.



- 1) I like animals. I want to help them. I want to be a vet.
- 2) I want to make clothes for children. I want _____
- 3) I have got a hat and a radio. _____
- 4) I like IT. _____

3) Complete the dialogue. Use the questions from the box. Act out.



What does the artist do?
What do you want to be?
What has the artist got?

— What do you want to be?
— I want to be an artist.
— _____
— The artist has got pencils, paints and brushes.
— _____
— The artist paints beautiful pictures.

Lesson 9. STORY TIME

1) Look, read and tick (✓).



- 1) I can be a vet, but I want to be a farmer.
 I want to be a designer or an artist.
- 2) I can be an engineer. I want to make a robot.
 I like robots and Maths, but I want to be a journalist.
- 3) I want to be a cook.
 I want to teach English to children.

2) Circle the correct item.

- 1) I want to help animals. I want to be a
 a) cook **b) vet** c) doctor
- 2) I like I want to be an engineer.
 a) Art b) English c) Maths
- 3) I have got a car. I want to be a
 a) driver b) designer c) teacher
- 4) I like fixing my bike. I want to be a
 a) mechanic b) journalist c) pilot

3) Circle and write the questions. Answer them.

1) **What do you like doing?** — What do you like
doing? —

2) **What do you want to be?** — _____

1) Cross the odd word out.

Hair: long, short, ~~small~~, curly, straight.

Nose: small, curly, long, big.

Eyes: big, green, small, short, brown.

Face: eyes, feet, teeth, nose, mouth.

2) Complete the sentences. Use the words from the box.

~~brown~~ • feet • tooth • curly • teeth • straight



1) He has got big brown eyes. 2) She has got long _____ dark hair. 3) He has got one _____. 4) I can see two _____. 5) He has got short _____ hair. 6) He has got five _____.

3) Circle and write. Answer the questions.

How many children can you see?



1)

How many men can you see?



3)

How many feet can you see?



2)

How many women can you see?



4)

1) *How many children can you see? —*
I can see three children.

2) _____

3) _____

4) _____

Lessons 11—12. REVISION

1) Find, circle and write.

e	m	e	c	h	a	n	i	c	e
t	a	a	o	a	r	c	n	a	d
o	s	r	f	i	n	g	e	r	s
e	u	s	g	r	t	i	n	t	a
s	n	e	a	i	l	o	g	i	l
j	o	u	r	n	a	l	i	s	t
e	s	t	e	a	p	m	n	t	e
t	e	a	c	h	e	r	e	b	e
o	s	b	v	e	t	n	e	o	t
v	e	f	a	r	m	e	r	n	h

Body	Professions
1) <u>finger</u>	7) <u>mechanic</u>
2) _____	8) _____
3) _____	9) _____
4) _____	10) _____
5) _____	11) _____
6) _____	12) _____

2) Match the questions with the answers.

- | | |
|----------------------------------|----------------------------|
| 1) How many fingers can you see? | a) A mechanic fixes cars. |
| 2) What is he? | b) I want to be a pilot. |
| 3) What does a mechanic do? | c) He is a shop assistant. |
| 4) What do you want to be? | d) I can see ten fingers. |

3) Make up sentences.

Whose father? want to A designer this?
 be is clothes. your I
 is book a vet. What makes

Whose book is this?

4) Write and stick.



a r t i s t



p l



a m r




d v r

5) Match, ask and answer.



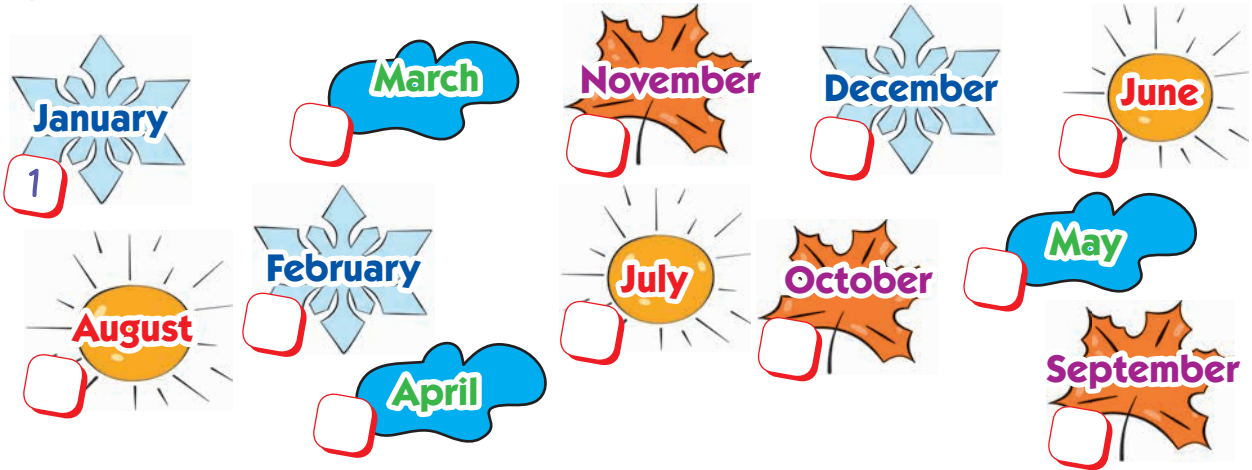
- 1) Whose scissors are these? — These are a designer's scissors.
- 2) _____
- 3) _____
- 4) _____

6) Read and draw.




I have got a robot. Its name is Zor. It has got a big head, three eyes and a big mouth. It has got four arms, four hands and eight fingers. It has got three legs and three feet. It hasn't got toes. My robot can clean the house and wash the dishes.

1) Number the months.



2) Complete the Mind-Maps.



3) Complete the sentences. Draw your favourite season.

My favourite season of the year is _____.
 There are _____ months in this season. They are _____.
 My favourite month is _____.



Lesson 2. WHEN IS YOUR BIRTHDAY?

1) Read and write.



1) My birthday is in spring.

It is in M **a r c h**.

2) My birthday is in autumn.

It is in No **e b** r.


3) My birthday is in winter.

It is in De **e e**.

4) Our birthday is in summer.

It is in A **g** t.

2) Match, ask and answer.



1) *When is Dolly's birthday? — It's in April.*

2) When is _____

3) _____

4) _____

3) Answer the questions.

1) When is your birthday? _____

2) When is your mum's birthday? _____

3) When is your dad's birthday? _____

4) When is your friend's birthday? _____

Lesson 3. COME TO MY BIRTHDAY PARTY!

1) Match the questions with the answers.


Whose birthday is it? It's in the Pizza Café.

Where is the birthday party? It's at 6 o'clock.

When is the birthday party? It's Petro's birthday.

2) Read the card. Complete the dialogue.

Rolly and Polly,
Come to my birthday party! My birthday party is at 5 o'clock on Friday. It is in the Bunny's Café.
Olly



Rolly: Whose birthday is it, Polly?
Polly: It's Olly's birthday.
Rolly: When is the birthday party?
Polly: _____
Rolly: Where is the birthday party?
Polly: _____

3) Look and write.

Help Rolly to write Polly a card about his birthday party!



Polly,
Come to my birthday party!
My birthday party is at _____
on _____.
It is in the _____.
Rolly


Lesson 4. ST. NICHOLAS DAY

1) Complete the sentences. Use the words from the box. Read the sentences out.

St. Nicholas • fruit • presents • bed • like • ~~December~~

In December, Ukrainian people have St. Nicholas Day. Children _____ this holiday very much because _____ brings them presents. St. Nicholas gives children toys, _____ and sweets. He puts the _____ near the _____ or into the shoes.

2) What presents have the children got for St. Nicholas Day? Look and write.



1)

Tetianka



2)

Danylo



3)

Vika



4)

Anton

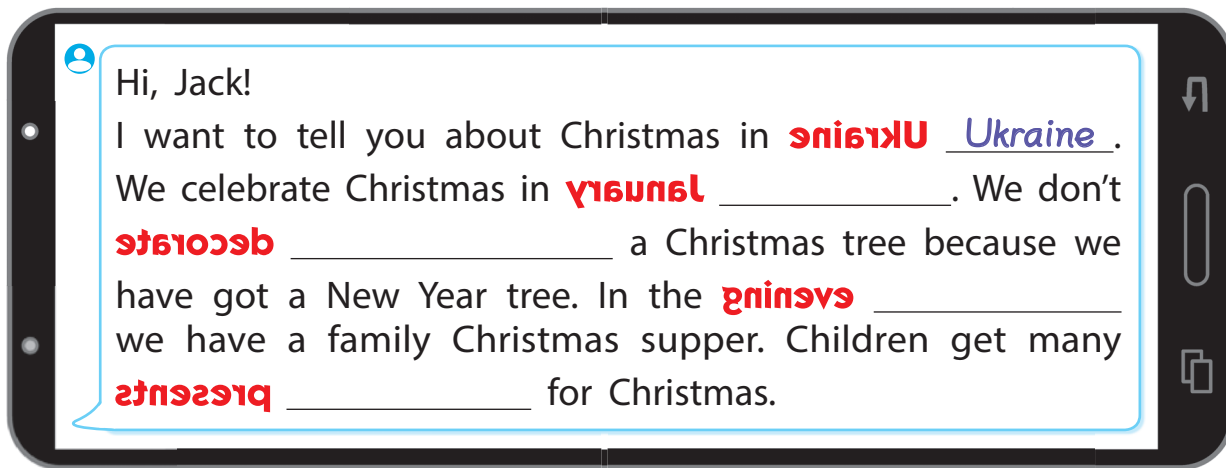
- 1) Tetianka has got a robot from St. Nicholas.
- 2) _____
- 3) _____
- 4) _____

3) Draw the present you have got from St. Nicholas. Write about it.



Lesson 5. MERRY CHRISTMAS!


1) Read, guess and write.



2) Read and tick (✓).

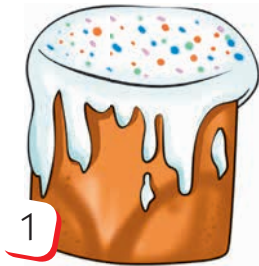
	Yes	No
1 In Ukraine Christmas is in December.		✓
2 In Ukraine people haven't got a Christmas tree.		
3 In Ukraine people eat Christmas food in the morning.		
4 Children get presents for Christmas.		

3) Look, ask and answer.



- 1) What is he doing? — He is decorating a Christmas tree.
- 2) _____
- 3) _____
- 4) _____

1) Look and write.



1

E a s t
c a k e



2

kr a s h a k s



3

b a s k e t



4

c h u r c h

2) Complete the sentences. Use the words from ex. 1.

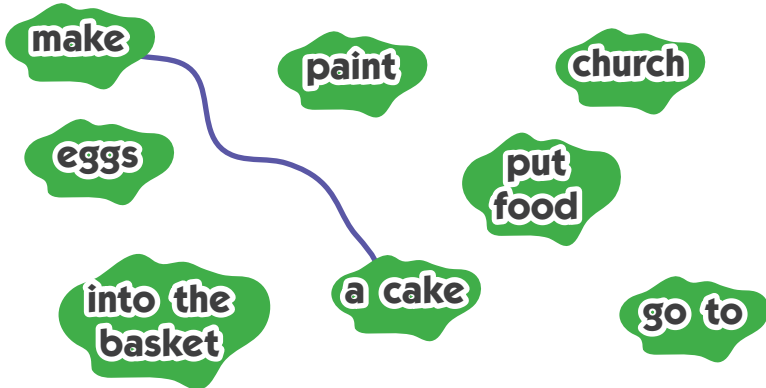
- 1) Many children like painting krashankas for Easter.
- 2) My mother makes a very tasty _____ and we eat it in the morning.
- 3) Many people go to _____ at Easter.
- 4) We always put an Easter cake and krashankas into the _____ and go to church.

3) Read and draw.



Hi, Mary!
This is a picture of my Easter basket. Look! I put an Easter cake into it. I also put krashankas. A red krashanka is for my mum, a green krashanka is for my dad, a yellow krashanka is for my granny, a blue krashanka is for my granddad and a pink krashanka is for me. How many krashankas do I put into the basket?

4) Make up word combinations. Write them down.



Make a cake,

5) Look and write.



- 1) *She paints eggs before Easter.* _____
- 2) _____
- 3) _____
- 4) _____

6) Circle, write and answer the questions.

- 1) **What does your mother do before Easter?** *What does your mother do before Easter?* _____
- 2) **What does your father do before Easter?** _____
- 3) **What do you do before Easter?** _____

1) Read, guess and write. Use the words from the box.

candle
trick-or-treating
pumpkin
~~Halloween~~

- 1) In England children celebrate this holiday in October. Halloween
- 2) Children go from house to house and get sweets. _____
- 3) Children cut out a face in it. _____
- 4) Children put it into the pumpkin. _____

2) Circle the correct item.


- 1) They are my friends. Can you see ... ?
a) they b) their **c) them**
- 2) We are cousins. Look at
a) me b) us c) them
- 3) I can sing! Listen to ... !
a) I b) my c) me
- 4) She has got a nice dress. Look at
a) her b) she c) you
- 5) He is my brother. Can you see ... ?
a) he b) his c) him

3) Draw and complete the sentences. Use the words from the box.


~~me~~ • him •
her • them




This is my photo. Look at me.



This is my best friend. Look at _____.



These are my parents. Look at _____.



This is my cousin. Look at _____.

Lesson 9. STORY TIME

1) Look and match.

I'm decorating the Christmas tree. Can you give me that star?

I'm making a cake. Can you help me?

I'm cleaning your room. Can you help me?



2) Find, circle and write.

f	e	r	o	c	j	f	y	s	a
d	e	c	e	m	b	e	r	o	s
s	a	m	b	j	m	b	o	c	e
p	j	a	n	u	a	r	y	t	p
d	u	r	e	n	p	u	l	o	t
m	n	c	s	o	r	a	i	b	e
a	e	h	f	r	i	r	o	e	m
y	t	a	j	u	l	y	m	r	b
r	b	a	u	g	u	s	t	b	e
s	e	n	o	v	e	m	b	e	r

- | | |
|--------------------|-----------|
| 1) <u>December</u> | 7) _____ |
| 2) _____ | 8) _____ |
| 3) _____ | 9) _____ |
| 4) _____ | 10) _____ |
| 5) _____ | 11) _____ |
| 6) _____ | 12) _____ |

3) Answer the questions.

- 1) What month is it now? ➡ _____

- 2) When is your birthday? ➡ _____

- 3) What is your favourite holiday? ➡ _____


Lesson 10. WE ARE CREATIVE


1) Read, guess and write.


- 1) Ukrainians celebrate it on January, 7. They have a family dinner and children get presents. Christmas
- 2) On this day, children cut out a nose, a mouth and eyes in a pumpkin and put a candle into it. _____
- 3) Before it, we decorate a special tree. We don't sleep at night and have supper with family and friends. We give presents to each other. _____
- 4) In Ukraine we have this holiday in December. Children like it very much because they get presents in the morning.


- 5) People make special cakes, paint eggs and go to church.


2) Match and write.


1) 
Steve


2) 
Jane


3) 
Polly

4) 
Rolly









New Year

St. Nicholas Day

Christmas

Halloween

- 1) Steve has got a robot-dog for Christmas.
- 2) _____
- 3) _____
- 4) _____

1) Write and stick.

t u r k e y c r h p d n

1 2 3 4 5 6

c nd b s e p m k

2) Circle, write and answer the questions.

- 1) When is your birthday? When is your birthday? _____
- 2) When do you celebrate Christmas? _____

- 3) How do you prepare for New Year? _____

3) Make up sentences.

~~My~~ ~~New Year.~~ Halloween. on eggs brings Easter.
 presents Children go We St. Nicholas paint to for
 children. favourite ~~holiday~~ is 'trick-or-treating'

My favourite holiday is New Year.

4) Match and write.

- 1) What is Lucy's favourite holiday? — It's New Year.
- 2) What is Mark's favourite holiday? — _____
- 3) What is Ted's favourite holiday? — _____
- 4) What is Susan's favourite holiday? — _____

5) Make up and act out a dialogue. Use the ideas from the boxes.

New Year,
Christmas,
Halloween

clean the flat; cook dinner; prepare presents;
make a cake; cut out eyes,
a mouth and a nose in a pumpkin;
decorate a New Year tree

- What is your favourite holiday?
— _____
- When do you celebrate it?
— _____
- What do you do before this holiday?
— _____
- How do you celebrate it?
— _____

Lesson 1. MY NEW HOUSE

1) Look and write. Use the words from the box.



1

hall



2



3



4

bedroom
hall
dining room
kitchen

2) Match the texts with the photos.

Hello, Jack!
This is my flat! It is not big but it is nice. There is a small hall.

This is our living room. We like watching TV here in the evening.

This is my bedroom. I like it very much! There is one more bedroom for my parents.



This is our kitchen. My mum cooks food here.

This is our bathroom. It's not big. Tell me about your flat. Vlad

3) Read the text from ex. 2 and tick (✓).

		Yes	No
1	Vlad's hall is big.		✓
2	There are two bedrooms in the flat.		
3	There is a dining room in the flat.		
4	There is a small bathroom in the flat.		

Lesson 2. LET'S HAVE A CUP OF TEA!

1) Find, circle and write.

b	e	t	d	c	o	g	e
m	i	r	r	o	r	f	r
c	u	p	b	o	a	r	d
d	w	o	a	k	s	i	p
e	s	n	t	e	h	d	c
h	o	s	h	r	e	g	e
c	k	e	t	t	l	e	r
i	p	o	e	m	f	o	h

- 1) mirror
- 2) _____
- 3) _____
- 4) _____
- 5) _____
- 6) _____
- 7) _____

2) Complete the sentences. Use the words from ex. 1.


- 1) You can look into the mirror to see your face.
- 2) There is a _____ with food in the kitchen.
- 3) I put my cup into the _____ in the kitchen.
- 4) My mum cooks food on the _____.
- 5) There is a _____ in the bathroom.
- 6) You need a _____ to make tea.
- 7) There is a _____ under the mirror in the bathroom.

3) Circle the correct item.

- 1) Put the kettle *in* / on the cooker.
- 2) There is a fridge *in* / *on* the kitchen.
- 3) You can take milk *in* / *on* the fridge.
- 4) Put your cup *in* / *on* the shelf.
- 5) There is a mirror *in* / *on* the wall.
- 6) There are plates *in* / *on* the cupboard.

Lessons 3—4. MY BEDROOM


1) Make up words. Write them down.




d,b,e
bed



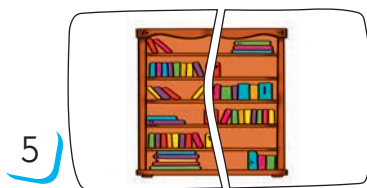
s,d,k,e



r,a,r,b,w,e,o,d



e,p,t,c,a,r



o,s,b,k,o,e,c,a



i,h,r,a,c

2) Circle the correct item.

- 1) You do your homework at your
a) chair b) wardrobe **c) desk**
- 2) If you want to know the time, you look at the
a) clock b) picture c) window
- 3) You put your clothes into your
a) bookcase b) carpet c) wardrobe
- 4) There is a nice ... on the floor.
a) carpet b) computer c) clock
- 5) You sleep on your
a) desk b) bed c) bookcase

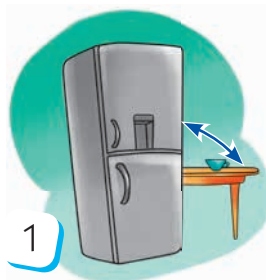
3) Make up sentences. Write them down.

- 1) **the/bed/bedroom/There/a/in/is.**
There is a bed in the bedroom.
- 2) **two/There/on/are/pictures/wall/the.**

Lessons 5—6. MY FLAT

1) Look and write. Use the words from the box.

next to • on the left • on the right • in front of



1

next to



2

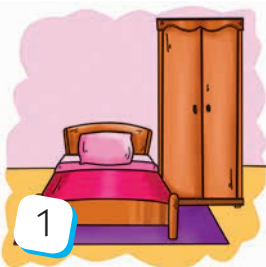


3



4

2) Look and circle.



1

1) There is a wardrobe *in front of* / next to the bed.




2

2) There is a mirror *on the right* / *on the left* of the bath.



3

3) There is a cupboard *in front of* / *on the right* of the cooker.



4

4) There is a carpet *in front of* / *on the left* of the bed.

3) Read, guess and write.

1) You wash your face and hands in this room.

(h, o, a, t, m, b, r, o) ➡ bathroom

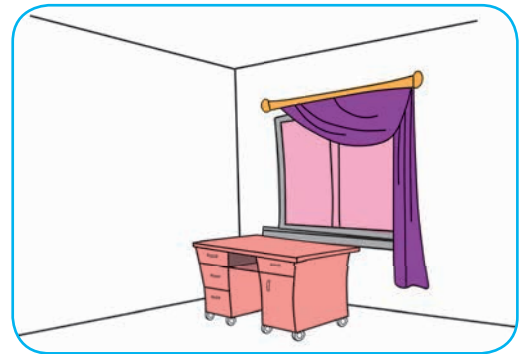
2) You sleep in this room. (o, e, r, b, m, o, d) ➡ _____

- 3) You have dinner in this room. (i,g,n,i,d,n o,r,o,m) ➡ _____

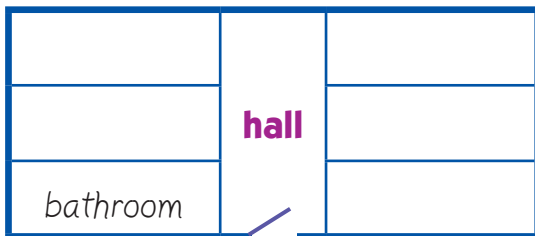
- 4) You cook food in this room. (c,e,k,t,n,i,h) ➡ _____
- 5) You can watch TV with your family in this room.
 (g,v,i,n,l,i m,o,r,o) ➡ _____

4) Read and draw.

There is a chair in front of the desk. There is a bed on the right of the desk. There is a shelf on the left of the desk. There is a schoolbag next to the desk.



5) Read and write the names of the rooms.



This is Jill's flat. There is a bathroom on the left. Next to the bathroom, there is Jill's bedroom. And next to her bedroom, there is the bedroom of her parents. To the right of the hall there is a kitchen. There is a dining room next to the kitchen. Next to the dining room, there is a living room.

6) Correct the sentences. Use the plan from ex. 5.


- 1) There is a living room next to the bedroom.
There is a living room next to the dining room.
- 2) There is a dining room on the left.

- 3) There is Jill's bedroom next to the kitchen.

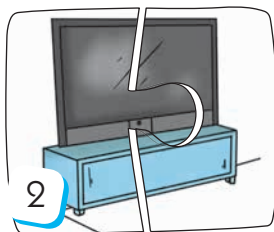
- 4) There is the bedroom of her parents on the right.

Lesson 7. WHAT IS THERE IN THE LIVING ROOM?


1) Make up the words. Write them down.



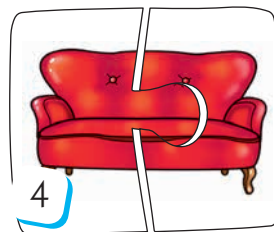
h,r,i,a,m,r,a,c
armchair



e,T,s,V,t




a,e,s,v



f,o,s,a

2) Read and tick (✓).



This is our living room. There is a big window in it. In front of the window there are two armchairs. There is a table on the left. There is a vase on the table. There is a sofa on the right.

3) Answer the questions. Use the picture 1 from ex. 2.

- 1) Where is the sofa? — It is _____
- 2) Where is the TV set? — _____
- 3) Where are the armchairs? — _____

1) Cross the odd word out. Choose the correct word from the box for each group of words. One word is extra.

living room • bathroom • bedroom • ~~kitchen~~


- 1) Fridge, kettle, ~~computer~~, cooker, cupboard. Kitchen
- 2) Cupboard, wardrobe, desk, chair, bed. _____
- 3) TV set, fridge, sofa, armchair, carpet. _____

2) Complete the dialogues. Match them with the pictures.



- 1) — Where are you, Polly?
— I'm making a sandwich in the kitchen.
- 2) — Where are you, Jill?
— I'm doing my homework in the _____
- 3) — Where are you, Jack?
— I'm washing my hands in the _____
- 4) — Where are you, Rolly?
— I'm watching TV in the _____

3) Draw your living room and write about it.



This is my living room. There is _____

Lesson 9. STORY TIME

1) Look and complete the sentences. Use the words from the box.



- 1) Mary, Bill! Clean your rooms!
- 2) I'm cleaning my _____.
- 3) I'm busy now. I'm writing a _____ to Olenka!
- 4) What a _____!

~~clean~~
room
mess
message

2) Match two parts of the sentences.

There is a big book	chair in the living room.
My cat is in the arm	case with books in my bedroom.
There is a new TV	set in the living room.
The cups are in the cup	board in the kitchen.

3) What things have you got in your house? Write the words from the box into the correct column.

TV set • cupboard • ~~shelf~~ • mirror • armchair • fridge • computer • cooker • wardrobe • table • carpet • sofa

Your bedroom	Living room	Kitchen
<u>shelf,</u>		

Lesson 10. WE ARE CREATIVE

1) Complete the sentences with *is* or *are*.

- 1) There is a sofa in the living room.
- 2) There _____ three pictures on the walls.
- 3) There _____ flowers in the vase.
- 4) There _____ a kettle on the cooker.
- 5) There _____ two chairs in the bedroom.

2) Complete the dialogue. Use the phrases from the box.



It isn't big. • ~~I live in a flat.~~ •
 They are a bedroom, a living room
 a kitchen, and a bathroom. •
 There are four rooms in my flat.

Polly: Do you live in a house or in a flat?

Rolly: I live in a flat.

Polly: Is it big?

Rolly: _____

Polly: How many rooms are there?

Rolly: _____

Polly: What are they?

Rolly: _____

3) Answer the questions. Act out.

— Do you live in a house or in a flat?

— _____

— Is it big?

— _____

— How many rooms are there?

— _____

— What are they?

— _____

1) Write and stick.

a r m c h a i r f d e c r p

1 2 3 4 5 6

w d r b k t l e m r r

2) Look and complete the sentences. Use the words from the box.

~~in~~ • on • next to • in front of •
on the left • on the right



This is my kitchen. There is a cooker in the kitchen. There is a cupboard _____ of the cooker. There is a table _____ the cooker. There are two chairs _____ the table. There is a fridge _____. There is a kettle _____ cooker.

3) Make up sentences.

~~I~~ bedrooms There sofa living ~~in~~ a nice kitchen.
cook in ~~live~~ There is We my are food
~~a big~~ two in in the room. the flat. ~~house.~~

I live in a big house.

Lesson 1. WHERE IS ENGLAND?

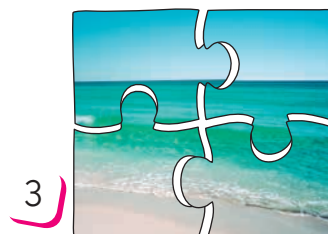
1) Look and write.



r i v e r



m o u n t a i n



o c e a n



i s l a n d



l a k e



f o r e s t

2) Read and write. Use the words from ex. 1.

- 1) It is in the sea or in the ocean. It can be big or small. People can live there. It's an island.
- 2) It is very big. A lot of fish and other animals live there. There are many ships there. You can swim there. _____
- 3) There are many trees and animals there. _____
- 4) It is very big and high. You can climb it. _____


3) Look and answer the questions.

- 1) Is there a forest in the picture? — Yes, there is.
- 2) Is there a river in the picture? — _____
- 3) Are there islands in the picture? — _____
- 4) Is there a lake in the picture? — _____
- 5) Are there mountains in the picture? — _____



1) Look and write. Use the words from the box.

to • ~~up~~ • down • through



1


up



2



3



4

2) Find, circle and write.

lake forest river island mountain forest ocean

Lake,

3) Read and draw.



- Let's go hiking!
- Where can we go?
- We can go to the lake. We can go through the farm.
- OK, we can go up the mountain and down the mountain.
- Yes, and there is a beautiful lake!



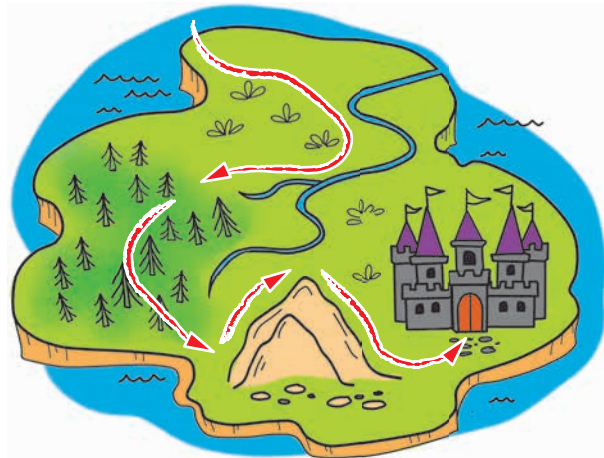
4) Look and write.



- 1) What is this? — It's a river.
- 2) _____
- 3) _____
- 4) _____

5) Look and write numbers.

- 1 Let's go hiking to the castle!
- We can go up the mountain.
- We can go through the forest.
- We can go to the river.
- We can go down the mountain.



6) How can you get to the summer camp? Draw and write.

Let's go hiking! We can go
hiking to the summer camp.

Lesson 4. IT WAS A WONDERFUL DAY!

1) Read and match.



He was in the forest yesterday.

We were in the pizza café yesterday.


They were at the birthday party yesterday.

She was on the farm yesterday.

2) Circle the correct item.

- 1) My sister was / were at the zoo yesterday.
- 2) The children was / were in the old castle yesterday.
- 3) I was / were in the park yesterday.
- 4) Denny was / were on the island yesterday.
- 5) You was / were in the mountains yesterday.
- 6) We was / were in Sumy yesterday.

3) Make up sentences.




- 1) **He/playground** → He was on the playground yesterday.
- 2) **We/forest** → _____
- 3) **They/zoo** → _____
- 4) **She/café** → _____


Lesson 5. IT WASN'T SUNNY YESTERDAY

1) Look and write.


Today	Yesterday
I am at school today.	<i>I was at school yesterday.</i>
Sam is in the zoo today.	
We are in the forest today.	
	You were in the park yesterday.

2) Look and write.

1)  She/the café ✗
She wasn't in the
café yesterday.

2)  He/mountains ✓

3)  You/forest ✓

4)  They/island ✗


3) Ask and answer.



- 1) **It/rainy?** ➡ Was it rainy yesterday? — No, it wasn't. It was sunny.
- 2) **They/park?** ➡ _____
- 3) **It/rainy?** ➡ _____
- 4) **He/zoo?** ➡ _____

Lesson 6. WHAT IS THE WEATHER LIKE TODAY?

1) Look and write.



It's warm.



2) Look, ask and answer.

	Kalush	Boryspil	Shostka
Today			
Yesterday			

1) What is the weather like in Kalush today? — It's sunny today. What was the weather like in Kalush yesterday? — It was windy yesterday.

2) _____

3) _____

3) What is the weather like today? What was the weather like yesterday? Draw and write.

Today	Yesterday

Lesson 7. PUT ON A SWEATER

1) Match and write.



- 1) It's sunny today. Put on your T-shirt and shorts.
- 2) _____
- 3) _____
- 4) _____

2) Complete the sentences. Use the words from the box. Act the dialogues out.

hot • cold • jacket • skirt • sunny •
hat • T-shirt • trousers • snowy



1

- What is the weather like today?
- It's hot and _____.
- What is she wearing?
- She is wearing a _____ and a _____.




2


- What is the weather like today?
- It's _____ and _____.
- What is he wearing?
- He is wearing a _____, _____ and a _____.

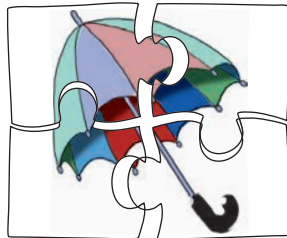
Lesson 8. WHAT WEATHER DO YOU LIKE?


1) Look, ask and answer.



What weather does Nick like? —
He likes snowy weather.







2) Read and write numbers. Act the dialogue out.

— Yes, I do. I like it.

— Do you like this weather?

1) — What is the weather like today?

— It's hot and sunny.

— I can play in the park.

— What can you do?

3) What is the weather like today? Draw and answer the questions.



What is the weather like today? — _____

Do you like this weather? — _____

What can you do? — _____

Lesson 9. STORY TIME

1) Look, read and tick.



1

- a) Hi, Jack. Let's ride our bikes. The weather is sunny today.
- b) It's windy today. Are you cold, Jack?



2

- a) Jack, it's cold and snowy today. Put on your warm jacket and a hat.
- b) Jack, it's warm today. Take off your sweater.



3

- a) It's windy today. Are you cold, Jack?
- b) Hi, Jack. It's rainy. Have you got your umbrella?

2) Complete the sentences with *was* or *were*.

- 1) We were on the island yesterday.
- 2) I _____ happy yesterday.
- 3) The weather _____ windy and cloudy yesterday.
- 4) Alice _____ in the zoo yesterday.
- 5) My parents _____ in church yesterday.
- 6) You _____ in the castle yesterday.

3) Answer the questions.

- 1) What was the weather like in your place yesterday? — _____


- 2) What is the weather like in your place today? — _____

- 3) Were you at school yesterday? — _____
- 4) Was your friend at school yesterday? — _____
- 5) Were you happy yesterday? — _____


1) Match the questions with the answers.

Are there rivers in Ukraine?	It's cloudy and rainy.
What is the weather like in London today?	Yes, there are.
Was the weather good yesterday?	I like sunny weather.
What is your favourite weather?	No, it wasn't.


2) What season is it? What can you do in this weather?
Read, draw and write.

1) 

It's rainy and windy. The trees are red and yellow. The boy is wearing a jacket and trousers. He has got an umbrella.
It's autumn. We can _____
_____.


2) 

It's hot and sunny. The trees are green. The girl is wearing a T-shirt and a skirt.
It's _____. We can _____
_____.

3) 

It's cold and snowy. The girl is wearing a warm jacket, trousers and a hat.

_____.

4) 

It's warm and cloudy. The boy is wearing a sweater and jeans.

_____.

1) Write and stick.

forest r e e c s e

1 2 3 4 5 6

i l n mo n i o e n

2) Make up sentences.

	Today	Yesterday
Petro	school	park
Olesia	playground	farm
Sam and Vicky	forest	island

Petro is at school today. He was in the park yesterday.

3) Look and complete the sentences. Use the words from the box.

to • through • to •
down • up • to



Let's go hiking! We can go to the ocean. We can go _____ the lake. Then we can go _____ the mountain and _____ the mountain. Then we can go _____ the forest. Then we can come _____ the ocean.

4) Read and make up words.

- 1) There are many trees and animals there. (o,s,r,t,e,f) ➡ forest
- 2) This house is very old and big. (l,a,t,e,s,c) ➡ _____
- 3) It is high. You can go up and down it. (a,n,t,u,m,i,n,o) ➡ _____

5) Ask and answer.



1

He/forest?



2

They/mountain?



3

We/school?

- 1) Was he in the forest yesterday? — No, he wasn't. He was on the farm yesterday.
- 2) _____
- 3) _____

6) Make up sentences.

The mountains in rainy We There Ukraine. were
park are forest. yesterday. was weather go
We can the in the yesterday. through

The weather was rainy yesterday.

Lesson 1. WINTER IS FUN!

1) Look and write.

pl a y h o c k e y

k t



s t ng r k

s

2) Match the sentences with the pictures.




a) He played hockey yesterday.

b) She sledged in the park yesterday.

c) She skated yesterday.

d) He skied in the mountains in winter.

3) Look and write.



She skated yesterday.

Lesson 2. SUMMER REST

1) Look and match. Write pairs of verbs.

see swam took
swim saw take

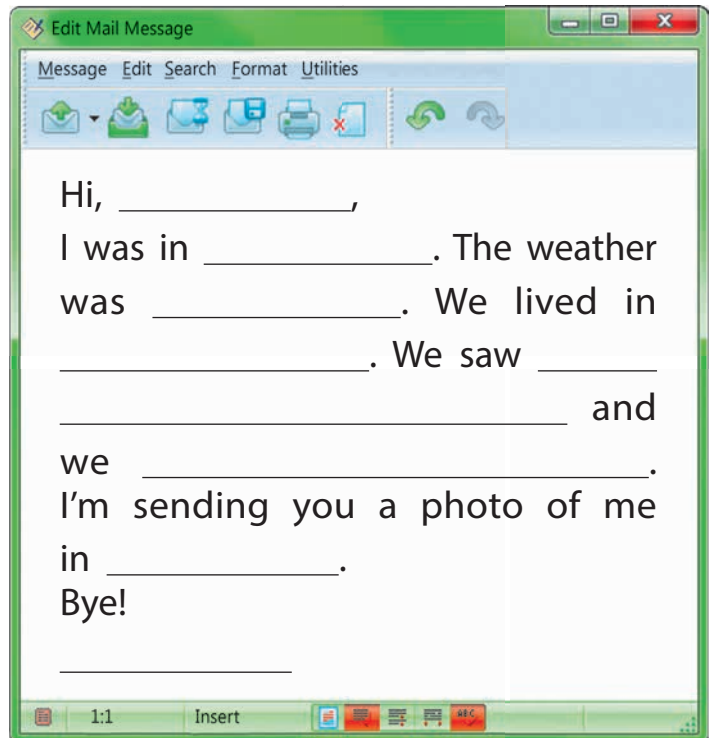
See — saw,

2) Complete the sentences. Use the words from the box in the Past Simple Tense.

- play
- live
- swim
- see
- take


- 1) We played hockey in winter.
- 2) I _____ the pyramids in Egypt.
- 3) She _____ in the sea in summer.
- 4) They _____ many photos in the zoo yesterday.
- 5) We _____ in the hotel in New York last summer.

3) Where were you last time? Draw and complete the sentences.



Lesson 3. WHAT WE DID IN SUMMER


1) Look and write.




1



2



3



4

to go fishing

2) Match the questions with the answers.

1) Did you visit your grandparents?

2) Did she climb a mountain last summer?

3) Did they sunbathe on the beach?

4) Did he go fishing in winter?

5) Did we see penguins?

a) No, he didn't.

b) Yes, they did.

c) No, she didn't.

d) Yes, we did.

e) Yes, I did.

3) Circle the correct item. Answer the questions.

1) Did you play / played badminton in summer? — _____
Yes, I did. I played badminton last summer.

2) Did you ride / rode your bike in winter? — _____

3) Did you saw / see your friend yesterday? — _____

4) Did you went / go fishing in summer? — _____

1) Look, read and match.

riding listening to watching reading taking playing

a bike photos TV music books computer games

2) Complete the sentences. Use the phrases from ex. 1.

- 1) Mary has got many books at home. Her hobby is reading books.
- 2) My father watches many films. His hobby is _____.
- 3) My mum has got a very good camera. Her hobby is _____.
- 4) I have got a good computer. My hobby is _____.
- 5) Jack's father has got a sports bike. His hobby is _____.
- 6) Polly has got many songs in her mobile phone. Her hobby is _____.

3) Complete the sentences with *and*, *or*, *but*.

- 1) In winter children can skate and ski.
- 2) Vlad can play football _____ he can't play badminton.
- 3) Do you like watching TV _____ listening to music?
- 4) In summer we swam _____ sunbathed on the beach.
- 5) Do you like winter _____ summer?
- 6) It was very cloudy yesterday _____ it wasn't rainy.

Lesson 5. MY FAVOURITE BOOK

1) Look and write.

Today	Yesterday
have	<i>had</i>
tell	
	rode
swim	
	went
take	
	saw

2) Read and guess. Use the words from the box.

~~Kotyhoroshko~~ • Little Red Riding Hood •
Harry Potter • Winnie-the-Pooh

- 1) This book is about a little but strong Ukrainian boy. ➡
Kotyhoroshko
- 2) This is a story about a boy who went to a school for magicians. ➡ _____
- 3) This is a story about a bear. ➡ _____
- 4) This book is about a girl who went to visit her granny and saw a wolf in the forest. ➡ _____

3) Answer the questions. Act out the dialogue.

— Do you like reading?

— _____

— What is your favourite book?

— _____

— What is it about?

— _____


Lesson 6. WE LIKE CARTOONS


1) Look and write. Use the words from the box.

Spiderman • Frozen Heart • Angry Birds •
~~Sherlock Gnomes~~ • Shrek • Ice Age


1) 

2) 

3) 

4) 

5) 

6) 

2) Complete the sentences.

- 1) We watched (to watch) TV yesterday.
- 2) Jack _____ (to see) a funny cartoon yesterday.
- 3) I _____ (to help) my mum yesterday.
- 4) Polly and Rolly _____ (to go) to the zoo yesterday.
- 5) She _____ (to go) to Egypt last spring.


3) Match the answers with the questions. Act out the dialogue.


- 1) — What did you do yesterday?
- 2) — What cartoon did you watch?
- 3) — Did you like it?


- a) — It was *Ice Age*.
- b) — Yes, I did. It is my favourite cartoon.
- c) — I watched a cartoon.


Lessons 7—8. ARE YOU SURPRISED?

1) Look and write.

1)  happy

2)  surprised

3)  surprised

4)  angry

2) Circle the correct item.

- 1) Olesia saw a mouse in her room. She is
 a) scared b) tired c) bored
- 2) Tom is His sister took his smartphone!
 a) scared b) tired c) angry
- 3) I am I helped my granny in the garden.
 a) surprised b) tired c) bored
- 4) Den is He can't go to the mountains with his friends.
 a) sad b) happy c) scared
- 5) Lizzy is She can go fishing with her father.
 a) bored b) tired c) happy

3) Look and make up sentences.

	tired	bored	angry	surprised
Jill	+	—	—	+
Vlad	—	+	+	—
You				

Jill was tired and surprised yesterday. She wasn't bored and angry.

4) Look and write.



1)

e, o, d, b, r

bored



2)

d, i, e, r, t



3)

c, r, d, e, s, a



4)

r, a, y, n, g

5) Make up questions and answer them.

- 1) happy/yesterday/you/Were? ➡ Were you happy yesterday? —
- 2) parents/angry/Were/yesterday/your? ➡ _____
- 3) sad/Was/friend/yesterday/your? ➡ _____
- 4) your/surprised/Was/yesterday/teacher? ➡ _____

6) Circle the correct item.

- 1) I was tired and / or angry yesterday.
- 2) Are you happy *but* / or surprised?
- 3) My friend was surprised *and* / *but* he wasn't sad.
- 4) It was sunny *or* / *but* cold yesterday.
- 5) Was it sunny *and* / or windy yesterday?

Lesson 9. STORY TIME

1 Complete the dialogues. Use the phrases from the box.



— What did you do, Tom?

— I climbed a mountain.

— Oh, no! I'm scared!

— It wasn't me, sorry.

— ~~I climbed a mountain.~~

— Can you climb with me?

— _____



— But we saw your photos! You climbed a mountain and swam in the river!

— _____

2 Look and write.



He went fishing yesterday.— He didn't go fishing yesterday. He rode his bike.

She danced yesterday.— _____



They skied yesterday.— _____

3 What did you do yesterday?
Draw and write.

1) Look, match and write.



Nick likes riding his bike.

2) Circle the correct item.

- 1) My mother likes cooking ... she doesn't like dancing.
a) and b) or **c) but**
- 2) Do you like dancing ... listening to music?
a) and b) or c) but
- 3) My father likes watching TV ... playing computer games.
a) and b) or c) but
- 4) Can you play badminton ... football?
a) and b) or c) but
- 5) I can't swim ... I can ride a bike.
a) and b) or c) but

3) Write 3—4 sentences about the hobbies of your friends.

Nick likes taking photos.

1) Write and stick.

1

d a n c i n g

2

r e d n g a b o o k

3

p a i n t i n g

4

t a k e n
p i c t u r e s

5

l i s t e n i n g
t o m u s i c

6

w a s c i n g
T

2) Complete the sentences.

Last summer Jack went (to go) to the mountains with his father. They _____ (to live) next to the river. They _____ (to swim) and _____ (to sunbathe) when the weather _____ (to be) fine. They _____ (to climb) the mountains and they _____ (to take) many beautiful photos. Jack _____ (to like) his summer holidays very much.

3) Answer the questions. Use the text from ex. 2.

- 1) Did Jack go to the sea with his father? — No, he didn't.
- 2) Did they live next to the river? — _____
- 3) Did they go fishing? — _____
- 4) Did they climb the mountains? — _____
- 5) Did they paint beautiful pictures? — _____

4) Find, circle and write.

t	o	o	k	a	s
o	r	s	w	a	m
l	h	a	e	v	r
d	e	w	n	h	o
s	a	r	t	i	d
k	h	a	d	c	e

- Have — had
- Go — _____
- Ride — _____
- See — _____
- Swim — _____
- Take — _____
- Tell — _____

5) Circle the correct item.


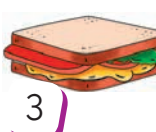




- 1) Tony didn't ... a picture yesterday.
 a) paint b) painted
- 2) Alice ... me a funny story yesterday.
 a) tell b) told
- 3) We ... fishing last autumn.
 a) go b) went
- 4) Did you ... many photos last Sunday?
 a) take b) took
- 5) The boys didn't ... badminton yesterday.
 a) play b) played

6) Make up sentences.

My mother likes reading books.

Lesson 1. CAN YOU HELP ME?

1 Look and write.

b r e a d	s n d c	b r i s
 1	 3	 5
 2	 4	 6
c e e	i e c a	m t

2 Circle the correct item.

- 1) Is there *some* / any meat? — Yes, there is some / *any*.
- 2) Is there *some* / *any* fish? — No, there isn't *some* / *any*.
- 3) Are there *some* / *any* berries? — Yes, there are *some* / *any*.
- 4) Are there *some* / *any* sandwiches? — No, there aren't *some* / *any*.
- 5) Is there *some* / *any* ice cream? — No, there isn't *some* / *any*.
- 6) Is there *some* / *any* jam? — Yes, there is *some* / *any*.

3 Look and answer the questions.

- 1) Is there any bread? —
Yes, there is some bread.
- 2) Is there any meat? —
No, there isn't any meat.
- 3) Are there any sandwiches? —

- 4) Is there any milk? —

- 5) Is there any ice cream? —

- 6) Is there any cheese? —



Lesson 2. ARE THERE ANY VEGETABLES?

1) Circle and match.

onion potato weecherries ropearescucumbertustawberries
 peachieorangebeepotato

2) Write the words from ex. 1 in the correct column.

Fruit

Vegetables

onion,

3) Look, ask and answer.



- 1) **carrots** → Are there any carrots? — Yes, there are.
There are some carrots.
- 2) **banana** → _____
- 3) **strawberries** → _____
- 4) **potato** → _____
- 5) **pears** → _____

Lessons 3—4. DOES YOUR MUM LIKE IT?

1 Read and tick (✓).



— Do you like meat or fish?
— I like fish.



— Do you like fruit or vegetables?
— I like fruit.



— Do you like soup or borscht?
— I don't like soup. I like borscht.



— Do you like milk or juice?
— I don't like milk. I like juice.

2 Look and write.



- 1) I like peaches.
- 2) I don't like carrots.
- 3) _____
- 4) _____
- 5) _____

3 Circle and write the questions. Answer them.

1) Do you like borscht? → Do you like borscht?





2) Does your mum like fish? → _____





- 3) **Do you like meat?** → _____

- 4) **Does your friend like soup?** → _____

- 5) **Do you like cherries?** → _____

4) Match and write.

			
Dmytro	Tetiana	Andrii	Marichka

			
a	b	c	d

- 1) Dmytro likes borshch.

 2) _____

 3) _____

 4) _____

5) Look, ask and answer.

							
1)		2)		3)		4)	

- 1) Does she like strawberries? — Yes, she does.
 2) _____
 3) _____
 4) _____

1) Read, guess and write.

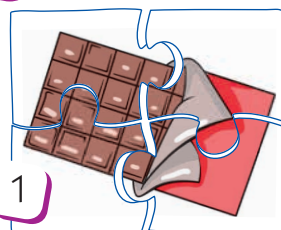
- 1) This is a vegetable. You can cook it, you put it into soup and borshch. (t,t,o,o,p,a) ➔ potato
- 2) You use it to make sandwiches. (d,e,b,a,r) ➔ _____
- 3) Cows give it to people. (l,k,i,m) ➔ _____
- 4) It is cold and tasty. (c,e,i,e,a,m,r,c) ➔ _____
- 5) You can make it with vegetables. (a,l,a,s,d) ➔ _____

2) Write the words in the correct column.

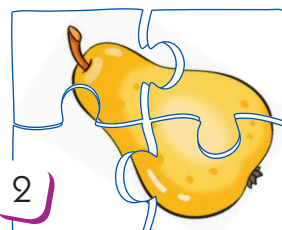
jam • berries • milk • pizza • sweets • soup •
ice cream • onion • cherries • chocolate •
cheese • potatoes • cake • Cola

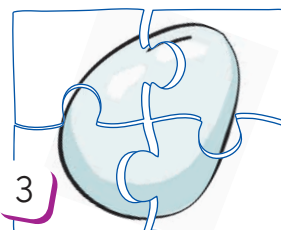
Healthy food	Unhealthy food
	jam,

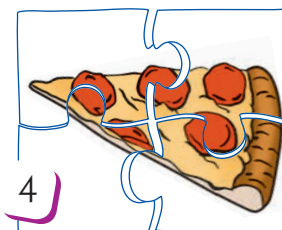
3) Look, ask and answer.



Is chocolate
healthy food?
— No, it isn't.







4 Complete the dialogue. Use the phrases from the box.



- Can you help me?
- Sure, no problem!
- I want to make some healthy food. Is pizza healthy food?
- _____
- Is salad healthy food?
- _____
- Ok, I can make it for dinner.

- Yes, it's healthy food.
- ~~Sure, no problem!~~
- No, it isn't. It isn't healthy food.

5 Complete the dialogue. Act it out. You can use the words from the box and your own ideas.

- meat • fish • cheese • cake • peaches •
chocolate • ice cream • Cola

- Can you help me?
- Sure, no problem!
- I want to buy some healthy food. Is _____ healthy food?
- _____
- Is _____ healthy food?
- _____
- Ok, I can buy it for dinner.

6 What healthy food do you like? Draw and write.



I like _____

Lesson 7. HOW MUCH FRUIT DO WE NEED?

1) Count, ask and answer.



1

How much is yogurt? —
It's 17 hryvnyas.



2



3




4

2) Circle the correct item.


- 1) How many / much oranges do you need? — I need three oranges.
- 2) How many / much milk do you need? — I need a glass of milk.
- 3) How many / much sandwiches do you need? — I need two sandwiches.
- 4) How many / much juice do you need? — I need a glass of juice.
- 5) How many / much cucumbers do you need? — I need five cucumbers.

3) Look, ask and answer.



1


How many tomatoes do you need? — I need two tomatoes.



2



3



4

1) Look and write.



1

o,s,o,n,p

spoon



2

r,f,k,o



3

i,k,f,e,n




4

k,n,p,i,n,a

2) Look and write.



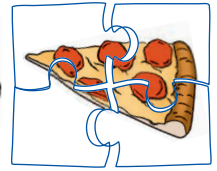
1



She wants to cook fish.

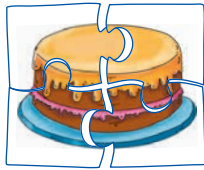


2






3





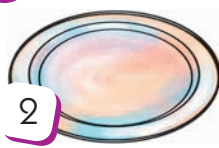
4



3) Match and write.



1



2



3



4



a



b



c



d

1) *The spoon is for yogurt.*

2) _____

3) _____

4) _____

Lesson 9. STORY TIME

1 Complete the sentences. Use the words from the box.

1



- plate •
- carrot • cut •
- tomatoes •
- spoon • wash •
- ~~cabbage~~ •
- cucumbers

— What do we need for the salad?
 — We need a cabbage, a _____,
 two _____ and three _____.

2

Rolly, you _____
 cucumbers and
 tomatoes and
 I can _____
 a cabbage and
 a carrot.



3

Give me a _____,
 Rolly. Now I can mix the
 salad and put it
 into a nice
 _____.



2 Match the questions with the answers.

— Can you cook?

— I need bread, cheese and sausages.

— What can you cook?

— I can make a sandwich.

— What do you need for it?

— Yes, I can.

3 Answer the questions. Act the dialogue out.

— Can you cook?

— _____

— What can you cook?

— _____

— What do you need for it?

— _____

Lesson 10. WE ARE CREATIVE

1) Find, circle and write.

p	e	n	c	u	m	e	a	t
a	c	t	u	p	i	s	d	p
c	h	o	c	o	l	a	t	e
a	e	m	u	t	k	n	i	a
k	e	a	m	a	s	d	o	c
e	s	t	b	t	a	w	s	h
n	e	o	e	o	n	i	o	n
c	a	r	r	o	t	c	u	r
m	u	s	f	i	s	h	p	e

- 1) meat, 8) _____
- 2) _____ 9) _____
- 3) _____ 10) _____
- 4) _____ 11) _____
- 5) _____ 12) _____
- 6) _____ 13) _____
- 7) _____ 14) _____

2) Match, ask and answer.

- 1) How much is pizza? —
It is sixty hryvnyas.
- 2) _____
- 3) _____
- 4) _____

3) Draw the food you like and don't like. Write about it.



1) Read and cross the odd word out.

- 1) Plate, spoon, ~~milk~~, fork, knife.
- 2) Pear, strawberry, orange, tomato, peach.
- 3) Potato, cucumber, napkin, onion, cucumber.
- 4) Tea, ice cream, milk, water, Cola.

2) Match the questions with the answers.

Is borshch healthy food?

Is there any cheese?

Are there any tomatoes?

How much is it?

How many apples do we need?

It's twenty hryvnias.

No, there isn't.

Yes, there are.

Yes, it is.

We need three apples.

3) Circle the correct item.

- 1) How ... potatoes do you need?
 a) many b) much
- 2) ... there any bananas?
 a) Is b) Are
- 3) How ... water do you need?
 a) many b) much
- 4) There ... many strawberries.
 a) is b) are
- 5) I don't want ... soup.
 a) many b) much

4) Write and stick.

1

p l a t e

2

n a p k

3

c

4

k ~~u~~ ~~o~~ f ~~o~~

5

sp ~~o~~ ~~o~~ n

6

f ~~o~~ ~~o~~ k

5) Read, guess and write. Use the words from the box. There are 3 extra words.

juice • milk • napkin • peach • ~~banana~~ •
spoon • carrot • fork • plate

- 1) This fruit is yellow and sweet. Monkeys like it. banana
- 2) You put your salad on it. _____
- 3) This vegetable is orange. Not all people like it. _____
- 4) You eat your soup or borsch with it. _____
- 5) This fruit is red and sweet. _____
- 6) You make it from fruit and drink it. _____

6) Make up sentences.

~~There~~ is want food. ~~water~~ in ~~the~~ salad.
I is aren't to Pizza fruit pears.
unhealthy any ~~some~~ cook There ~~cup.~~

There is some water in the cup.

Unit 5. TIME FOR FUN

1) Look, guess and write.




i, e, b, k
bike



a, l, p, e, n



h, p, i, s



d, y, e, d, t



c, i, p, e, e, h, r, l, t, o



r, i, t, a, n

2) Complete the dialogue. Use the words from the box.

play • ride • tennis • can • ~~park~~ • bike

- Let's go to the park. Let's play _____ there.
- Sorry, I can't _____ tennis. But I can ride a _____.
- And I _____ ride a bike, too! Let's _____ our bikes in the park!

3) Complete the sentences. Use the words from the box.

~~my~~ • your • his • her • our • their • my


- 1) I am Mary and this is my teddy.
- 2) This is Bill and this is _____ robot.

- 3) We are Polly and Rolly and these are _____ bikes.
 4) She is Olenka and this is _____ kite.
 5) I am Jack and this is _____ train.
 6) They are Stas and Vlad and these are _____ ships.
 7) This is _____ robot and this flower is for you, too.

4) Look, read and circle.



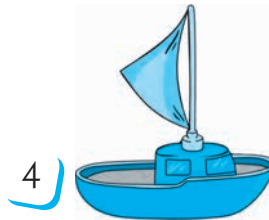
- What is your favourite toy?
 — It's a *short* / **big** / *small* doll.



- What is your favourite toy?
 — It's a *short* / *small* / *long* train.




- What is your favourite toy?
 — It's a *small* / *short* / *long* teddy.




- What is your favourite toy?
 — It's a *big* / *short* / *long* ship.

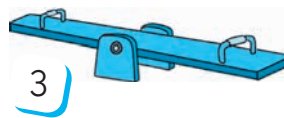
5) Look and write.



s w i n g



sa d p t



s e s w



s d e

6) Look and tick (✓).



1

- a) He plays with a spade.
- b) He plays with a bucket.




2

- a) They play on a seesaw.
- b) They play on a swing.



3

- a) She plays on a slide.
- b) She plays on a swing.



4

- a) They play tennis.
- b) They play football.

7) Look and answer the questions. Use the words from the box.

under
~~on~~
 in
 on
 under
 on



- 1) Where is the train? — It's on the slide.
- 2) Where is the ball? — It's _____.

- 3) Where is the plane? — It's _____.
- 4) Where is the bucket? — It's _____.
- 5) Where is the teddy? — It's _____.
- 6) Where is the car? — It's _____.

8) Write your own dialogue. Use the words from the box. Act the dialogue out.

play football • play with a frisbee • fly a kite • skip

- Let's go to the park. Let's _____.
- Sorry, I can't _____. But I can _____.
- And I can _____, too! Let's _____ in the park!

9) Look and write.




- 1) What is her hobby? (s,n,i,t,n,e) ➔ Her hobby is tennis.
- 2) What is his hobby? (n,t,a,i,p,i,g,n) ➔ _____
- 3) What is her hobby? (a,g,n,e,r,d,i) ➔ _____
- 4) What is his hobby? (i,n,d,g,i,r a k,e,b,i) ➔ _____

Unit 6. THIS IS ME!


1) Find, circle and write down.

e	h	o	t	o	e	s
a	a	r	m	h	a	u
f	i	n	g	e	r	o
o	r	o	a	a	o	t
o	y	s	i	d	h	r
t	l	e	g	e	y	e
s	m	o	u	t	h	s



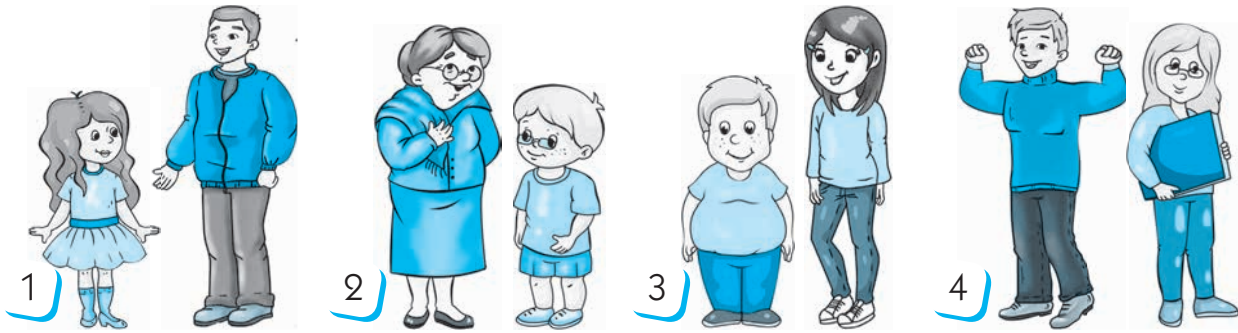
2) Read and draw.

This is my friend Nick. He has got short brown hair. He has got big green eyes. His nose is long and his mouth is small. Nick has got big ears.




3 Complete the sentences. Use the words from the box.

tall • strong • young • fat • old • short • clever • slim



- 1) Father is tall and his daughter is _____.
- 2) Granny is _____ and the boy is _____.
- 3) Vicky is _____ and Paul is _____.
- 4) Helen is _____ and Ted is _____.

4 Ask and answer.



1) She/tired?

2) He/angry?

3) She/surprised?

4) He/sad?

- 1) Is she tired? — No, she isn't.
- 2) _____
- 3) _____
- 4) _____

5 Look and write.



1

r,i,h,t,s
shirt



2

s,e,d,s,r



3

e,w,a,r,t,e,s



4

o,h,e,s,s



5

s,u,e,t,r,s,o,r



6

k,a,t,e,j,c

6 Read, match and colour.

I'm wearing a red T-shirt,
blue shorts and a red cap.

I'm wearing a yellow dress,
pink shoes and a pink hat.



I'm wearing a green
tracksuit and a yellow cap.

I'm wearing a green
sweater and black jeans.

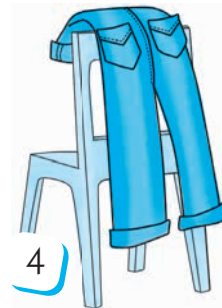
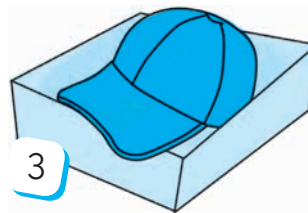
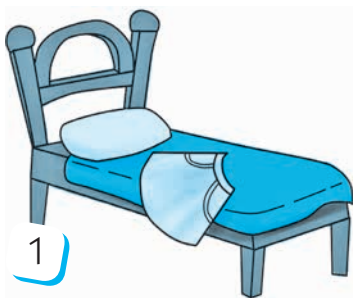
7) Ask and answer.



Do you like this jacket? —
Yes, I do.



8) Look and write.



- 1) Where is the skirt? — It's on the bed.
- 2) Where are the shoes? — _____
- 3) Where is the cap? — _____
- 4) Where are the jeans? — _____

1) Write the words into the correct box.

autumn • goat • lion • parrot • spring • hamster • cow • zebra • turtle • horse • winter • bear • duck • penguin • summer • goldfish


Seasons	Pets	Farm	Zoo
autumn			

2) Find, circle and write.

a	c	h	i	c	k	e	n	o	b
g	o	a	t	i	g	s	t	i	g
i	w	o	i	g	p	d	u	c	k
p	e	n	g	u	i	n	r	h	e
o	t	u	e	a	g	r	t	i	b
f	o	x	r	n	o	e	l	p	e
r	g	i	r	a	f	f	e	p	a
e	l	e	p	h	a	n	t	o	r

Chicken,

3) Make up questions. Answer them.



1


hot/it/Is?

Is it hot? — No, it isn't hot.



2

it/rainy/Is?



Is/windy/it?



it/snowy/Is?

4 What seasons are they? What can the children do? Look and write. Use the words from the boxes.

spring • summer •
autumn • winter

~~fly a kite~~ • make a snowman •
ride bikes • make a sandcastle



It's autumn. They can fly a kite.



It's _____. They can _____.




It's _____. They can _____.




It's _____. They can _____.

5) Count and write.




1)

How many horses can you see? — I can see two horses.




2)

How many _____ can you see? — I can see _____.



3)


How many _____ can you see? — I can see _____.



4)

How many _____ can you see? — I can see _____.


6) Look and write the answers.




1)



2)



3)



4)

- 1) How big is its mouth? — It's very big.
- 2) How long is its tail? — _____
- 3) How big are its ears? — _____
- 4) How long is its tail? — _____

7) Read and make up words.

- 1) You can see it on the beach. (l,e,h,l,s) ➔
- 2) This bird likes bananas. (n,y,o,k,m,e) ➔
- 3) You can see horses, cows, pigs and goats there. (m,r,a,f) ➔
- 4) This animal can swim. It likes fish. (u,n,e,p,g,n,i) ➔
- 5) This animal is big and fat. It likes grass. (o,p,h,p,i) ➔
- 6) You can do it in winter. (d,s,e,g,l,e) ➔

8) Match the questions with the answers.

- | | |
|-------------------------------|---------------------------|
| 1) What is he doing? | a) I can see seven cows. |
| 2) What season do you like? | b) I have got a goldfish. |
| 3) What pet have you got? | c) He is riding a bike. |
| 4) How big is its mouth? | d) Yes, they do. |
| 5) Do rabbits like grass? | e) I like summer. |
| 6) How many cows can you see? | f) It's very big. |

9) Read and circle.

- 1) It's hot in summer. Yes / No
- 2) Elephants like meat and fish. Yes / No
- 3) A rabbit has got long ears. Yes / No
- 4) Snakes can run. Yes / No
- 5) We can ride a bike in winter. Yes / No
- 6) Lizards like insects. Yes / No

About Myself

2
FORM

● My name _____

● My age _____

● My family _____

● My friend(s) _____

● My favourite toy(s) _____

● My favourite food _____

● My favourite holiday _____

● My hobby _____

● My favourite season _____

● My pet _____

*My
Photo*

I know English words very well

Family

My school things

My classroom

Food

Holidays

Toys

In the playground

My body

Clothes

Seasons

Pets

Animals

Now I can

	Very well	Well	Not very well
I know words from the textbook			
I can read			
I can write words and sentences			
I can listen to dialogues and understand them			
I can ask and answer questions			
I can make up dialogues			
I can do projects			
I can speak about my family			
I can speak about my day			
I can speak about my school and classroom			
I can speak about holidays			
I can speak about my favourite food			
I can speak about my free time			
I can speak about my clothes			
I can speak about my face and body			
I can speak about seasons and weather			
I can speak about animals and pets			

What I Like at the English Lessons

	Like very much	Like	Don't like
Reading dialogues and texts			
Listening to dialogues and texts			
Writing words and sentences			
Acting out dialogues			
Learning English poems			
Singing English songs			
Doing projects			
Playing games at the lessons			

УДК 811.111:37.016(076.5)
П12



ВІДЕОУРОКИ
Віртуальна школа
РАНОК

Павліченко О. М.

П12 Англійська мова. 3 клас : робочий зошит (до підруч. «Англійська мова. 3 клас. *Start Up!*») / О. М. Павліченко. — Харків : Вид-во «Ранок», 2020. — 96 с. : іл.

ISBN 978-617-09-6617-9

Зошит містить різноманітні цікаві завдання і призначений для більш детального опрацювання учнями матеріалу підручника на уроках і вдома. Головною метою видання є розвиток таких комунікативних умінь, як усне й писемне продукування, усна взаємодія, завдяки яким діти зможуть здійснювати іншомовне спілкування на елементарному рівні.

Для учнів 3-х класів закладів загальної середньої освіти і вчителів англійської мови.

УДК 811.111:37.016(076.5)

Навчальне видання
ПАВЛІЧЕНКО Оксана Михайлівна

И693038УА. Підписано до друку 30.08.2020.
Формат 84×108/16. Папір офсетний.
Гарнітура Міріад. Друк офсетний.
Ум. друк. арк. 10,08

АНГЛІЙСЬКА МОВА
3 клас
Робочий зошит
(до підручника
«Англійська мова. 3 клас. *Start Up!*»)

ТОВ Видавництво «Ранок»,
вул. Кібальчича, 27, к. 135, Харків, 61071.
Свідоцтво суб'єкта видавничої справи
ДК № 5215 від 22.09.2016.
Для листів: вул. Космічна, 21а, Харків, 61145.

Редактор *О. Ю. Щербак*
Технічний редактор *С. Я. Захарченко*
Коректор *О. Є. Шишацький*

E-mail: office@ranok.com.ua
Тел. (057) 719-48-65,
тел./факс (057) 719-58-67.

Регіональні представництва
видавництва «Ранок»:

Київ – тел. (044) 229-84-01,
e-mail: office.kyiv@ranok.com.ua,
Львів – тел. (067) 269-00-61,
e-mail: office.lviv@ranok.com.ua.

З питань придбання продукції
видавництва «Ранок» звертатися за тел.:
у Харкові – (057) 727-70-80;
Києві – (067) 449-39-65, (093) 177-05-04;
Вінниці – (067) 534-51-62;
Дніпрі – (056) 785-01-74, (067) 635-19-85;

Житомирі – (067) 122-63-60;
Львові – (032) 244-14-36, (067) 340-36-60;
Миколаєві та Одесі – (067) 551-10-79;
Черкасах – (0472) 51-22-51;
Чернігові – (067) 440-88-93.
E-mail: commerce@ranok.com.ua.

«Книга поштою»: вул. Котельниківська, 5, Харків, 61051.

Тел. (057) 727-70-90, (067) 546-53-73.

E-mail: pochta@ranok.com.ua

www.ranok.com.ua



Разом дбаємо
про екологію та здоров'я

ISBN 978-617-09-6617-9

© О. М. Павліченко, 2020
© А. К. Перескокова, ілюстрації, 2020
© ТОВ Видавництво «Ранок», 2020

АНГЛІЙСЬКА МОВА

ENGLISH

3 КЛАС

Start Up!

Робочий зошит до підручника «Англійська мова. 3 клас. Start Up!» створений на засадах концепції Нової української школи й відповідає чинним типовим освітнім програмам, затвердженим Міністерством освіти і науки України.

Видання пропонує вивчати іноземну мову під час ігор, малювання, розгадування загадок тощо. Виконуючи цікаві завдання, діти з легкістю зможуть:

- запам'ятати лексику підручника;
- відпрацювати вивчений граматичний матеріал;
- навчитися спілкуватися на елементарному рівні;
- розвинути свої творчі здібності й логічне мислення.

До навчально-методичного комплекту входять:

- підручник з аудіосупроводом;
 - робочий зошит;
 - тестовий зошит;
 - флешкартки;
 - календарно-тематичний план;
 - книга для вчителя
- з додатковими матеріалами.



Інтернет-підтримка
interactive.ranok.com.ua



ISBN 978-617-09-6617-9



9 786170 966179

ВИДАВНИЦТВО
РАНОК

НАВЧАЛЬНО-МЕТОДИЧНА ЛІТЕРАТУРА
УСІ КНИГИ ТУТ!

ranok.com.ua

e-ranok.com.ua

pochta@ranok.com.ua

(057) 727-70-90